



US00D814399S

(12) **United States Design Patent** (10) **Patent No.:** **US D814,399 S**
Atchley et al. (45) **Date of Patent:** **** Apr. 3, 2018**

(54) **PHOTOVOLTAIC PANEL ARRAY**
(71) Applicant: **SolarCity Corporation**, San Mateo, CA (US)
(72) Inventors: **Brian Atchley**, San Rafael, CA (US); **Geoffrey Fedoroff**, San Rafael, CA (US); **Jack Raymond West**, San Rafael, CA (US)
(73) Assignee: **SolarCity Corporation**, San Mateo, CA (US)
(**) Term: **14 Years**
(21) Appl. No.: **29/520,262**
(22) Filed: **Mar. 12, 2015**

(56) **References Cited**
U.S. PATENT DOCUMENTS
4,245,895 A * 1/1981 Wildenrotter F24J 2/10 126/696
4,371,139 A 2/1983 Clark
5,316,592 A 5/1994 Dinwoodie
5,505,788 A 4/1996 Dinwoodie
(Continued)
FOREIGN PATENT DOCUMENTS
DE 202013002162 U1 6/2013
OTHER PUBLICATIONS
PanelClaw "Grizzly Bear Flat Roof Mounting System", <http://www.panelclaw.com/grizzly-bear.html>, pp. 1-2, retrieved May 6, 2014.
(Continued)

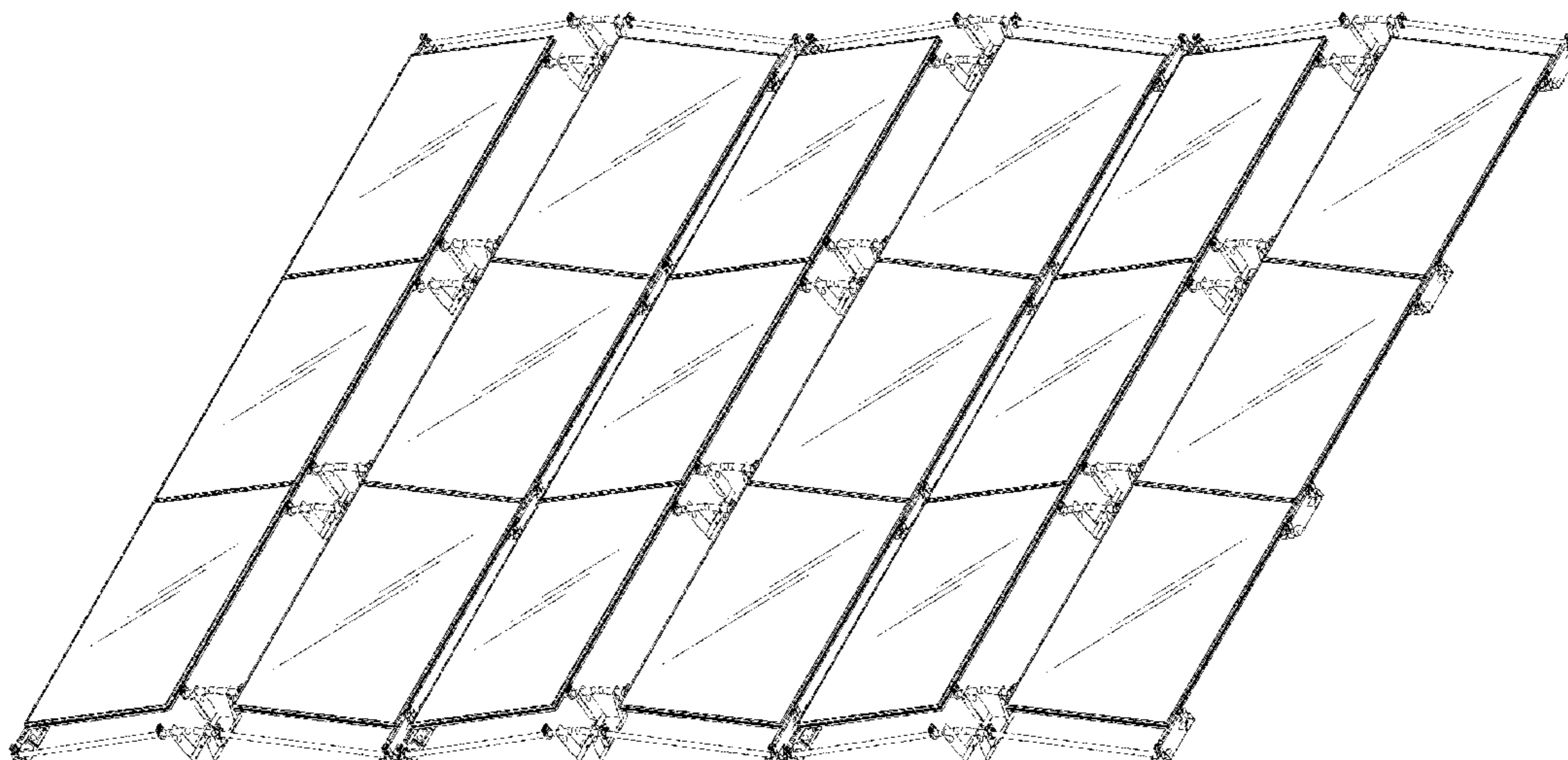
Related U.S. Application Data
(63) Continuation of application No. 14/625,259, filed on Feb. 18, 2015, now Pat. No. 9,780,719, and a continuation-in-part of application No. 14/625,281, filed on Feb. 18, 2015, now Pat. No. 9,548,696.
(51) **LOC (11) Cl.** **13-02**
(52) **U.S. Cl.**
USPC **D13/102**
(58) **Field of Classification Search**
USPC D13/102, 101, 107, 184, 199; D25/56, D25/61, 68, 134; 52/173.3; 126/569, 126/571, 600, 621, 623, 680, 906; 136/243-246, 251; 248/49, 346.01, 248/346.02
CPC F24J 2/526; F24J 2/5233; F24J 2/5239; F24J 2/5245; F24J 2/5254; F24J 2/5256; F24J 2/5264; F24J 2002/4663; F24J 2002/5216; F24J 2002/5292; H02S 20/23; Y02E 10/47; H01L 31/05; H01L 31/18; H01L 31/042; H01L 31/045
See application file for complete search history.

Primary Examiner — Derrick Holland
(74) *Attorney, Agent, or Firm* — Kilpatrick Townsend & Stockton LLP

(57) **CLAIM**
The ornamental design for a photovoltaic panel array, as shown and described.

DESCRIPTION
FIG. 1 is a top front perspective view of a photovoltaic panel array showing our new design;
FIG. 2 is a front view thereof;
FIG. 3 is a rear view thereof;
FIG. 4 is a left side view thereof;
FIG. 5 is a right side view thereof;
FIG. 6 is a top view thereof;
FIG. 7 is a bottom view thereof; and,
FIG. 8 is a top front perspective view thereof in an example environment.
The broken lines in the figures show environment that forms no part of the claimed design.

1 Claim, 6 Drawing Sheets



(56)

References Cited

U.S. PATENT DOCUMENTS

5,746,839	A	5/1998	Dinwoodie	
6,809,251	B2	10/2004	Dinwoodie	
D584,223	S *	1/2009	Cooper	D13/102
D633,033	S	2/2011	Conger	
D648,269	S	11/2011	Conger	
8,156,697	B2 *	4/2012	Miros	F24J 2/5205 126/623
8,336,277	B1	12/2012	Rego et al.	
8,505,248	B1	8/2013	Leong et al.	
D712,344	S	9/2014	Ilzhofer	
2004/0007260	A1	1/2004	Dinwoodie	
2007/0144575	A1	6/2007	Mascolo et al.	
2007/0151594	A1	7/2007	Mascolo et al.	
2008/0029144	A1	2/2008	Brazier et al.	
2009/0050194	A1 *	2/2009	Noble	E04B 7/12 136/251
2009/0242014	A1	10/2009	Leary	
2010/0179678	A1	7/2010	Dinwoodie et al.	
2012/0132260	A1 *	5/2012	Hirsch	F24J 2/5233 136/251
2012/0152326	A1	6/2012	West et al.	
2012/0174913	A1 *	7/2012	Salzer	F24J 2/5235 126/704
2012/0273029	A1	11/2012	Bragagna et al.	
2015/0179848	A1 *	6/2015	Korman	H02S 30/20 136/245

OTHER PUBLICATIONS

PanelClaw “Kodiak Bear Flat Roof Mounting System”, <http://www.panelclaw.com/component/k2/item/41.html?Itemid=186>, pp. 1-2, retrieved May 6, 2014.

CivicSolar “PanelClaw Polar Bear East/West Roof Mount System”, <http://www.civicsolar.com/product/panelclaw-polar-bear-eastwest-roof-mount-system>, pp. 1-2, retrieved Oct. 22, 2014.

Mounting Systems “Flat roof solar mounting system Lambda Light EW+”, http://ww3.mounting-systems.info/en/flat_roof_mounting_system_lambda_light_EW.html, p. 1, retrieved Oct. 22, 2014.

Altec “Optimised flat roof ballast system”, <http://altec-solar.co.uk/products/mountingsystems/flatroofsystems/optimisedballast/>, p. 1, retrieved Oct. 22, 2014.

Tritec “New, Extremely Efficient Mounting System: Tri-Flat”, <http://www.tritec-energy.com/en/tritec/news-info-13.09.2013-01/>, pp. 1-4, retrieved Oct. 22, 2014.

Morganssolar “4.0kWp East/West”, <http://morganssolar.com/case-studies-2/4-0kwp-east-west-array/>, pp. 1-3, retrieved Oct. 22, 2014.

Renusol Solar Mounting Systems “Best for East/West”, <http://www.bestforeastwest.de/>, pp. 1-2, retrieved Oct. 22, 2014.

Spider-Rax “Tarantula Ballasted Flat Roof Mounting”, http://spider-rax.com/Tarantula_final.pdf, pp. 1-2, retrieved Oct. 22, 2014.

Kinetic Solar Racking and Mounting “Ballasted Flat Roof System East West Orientation”, <http://kineticsolar.com/flat-roof/ballasted-flat-roof-system-east-west-orientation/>, 1 page, retrieved Mar. 9, 2015.

* cited by examiner

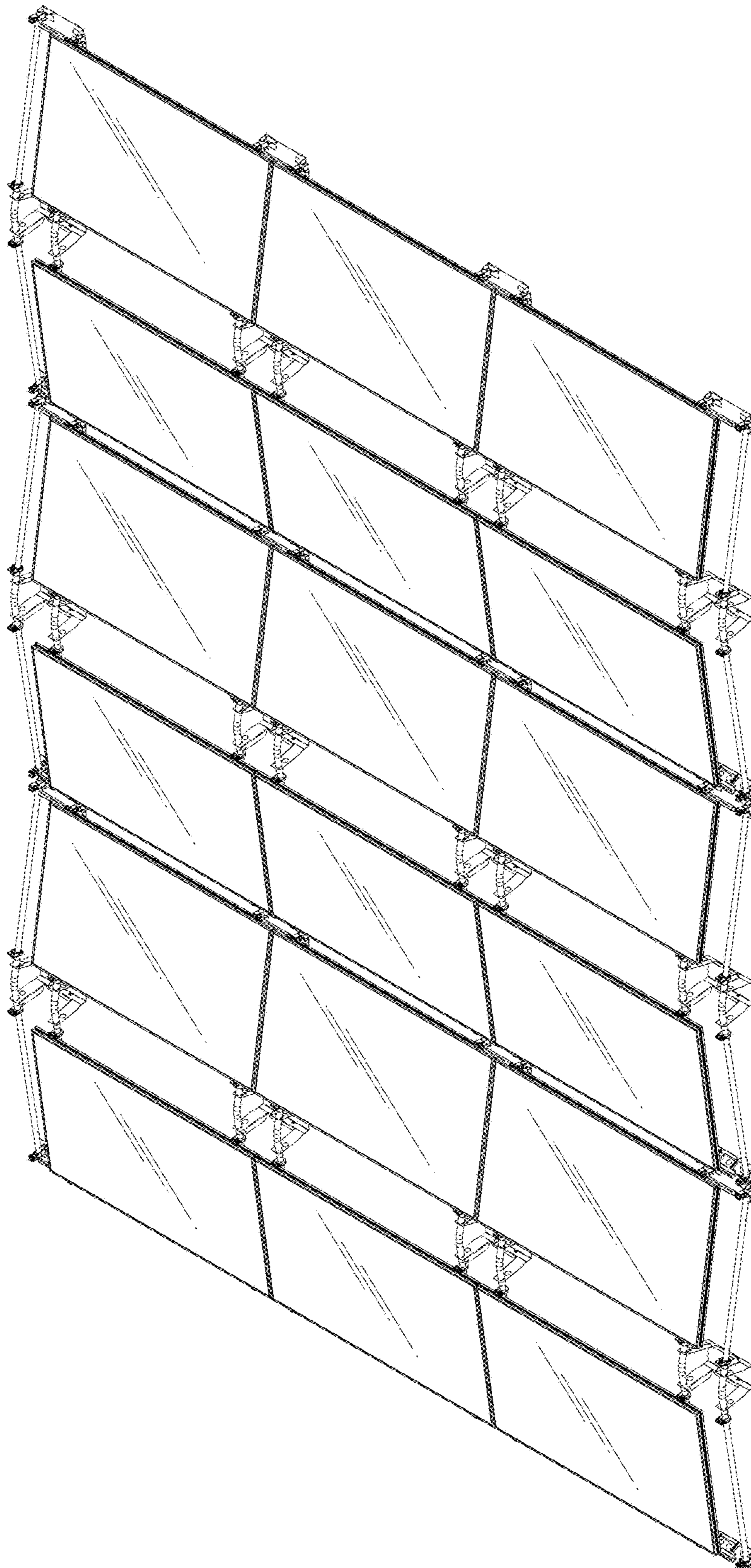


FIG. 1

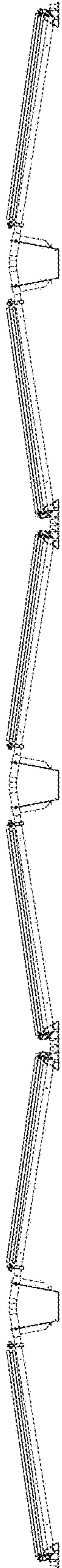


FIG. 2



FIG. 3




FIG. 4

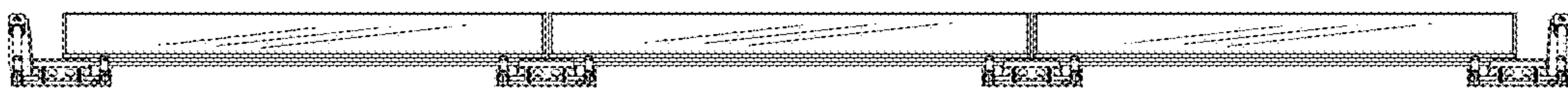


FIG. 5

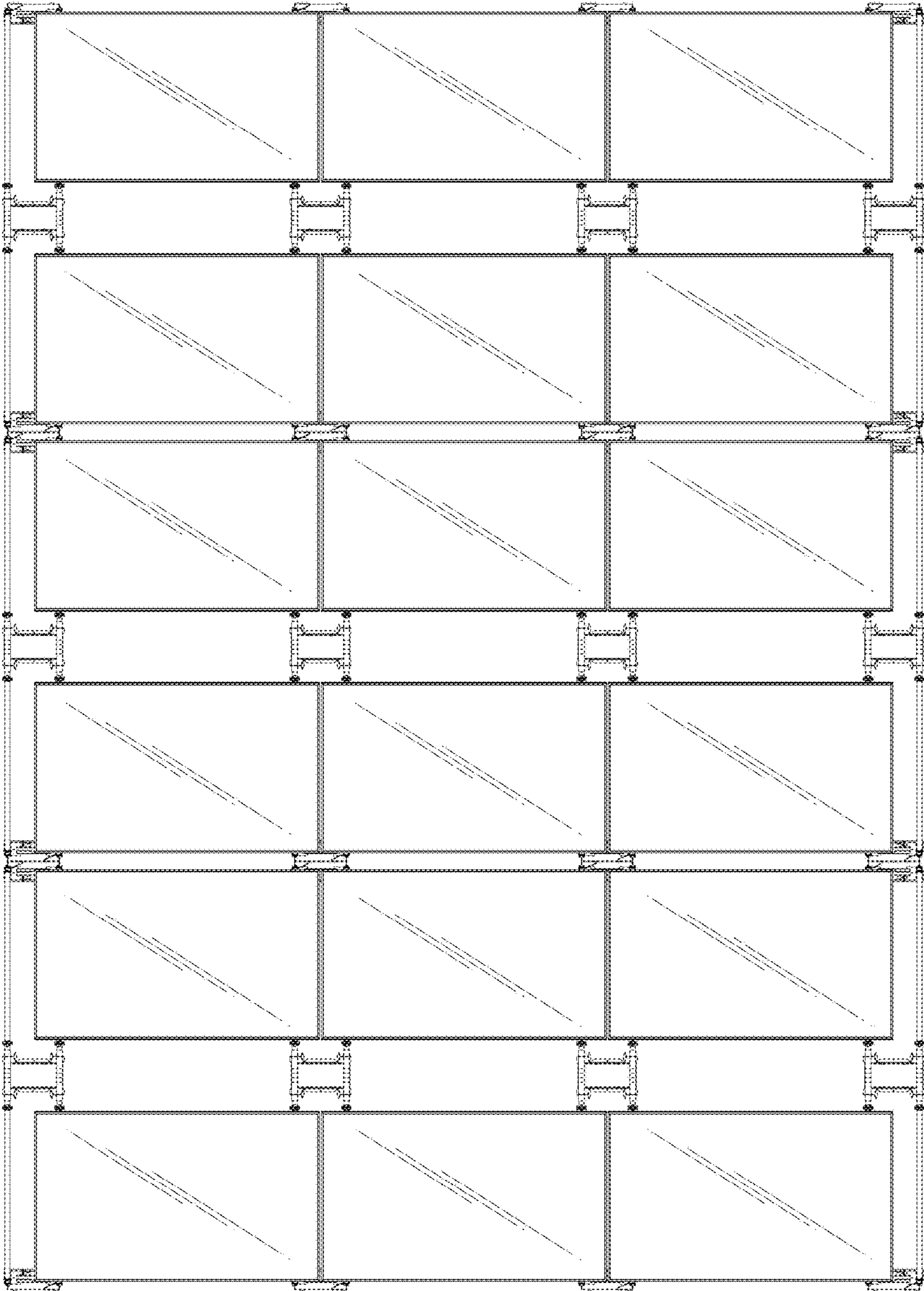


FIG. 6

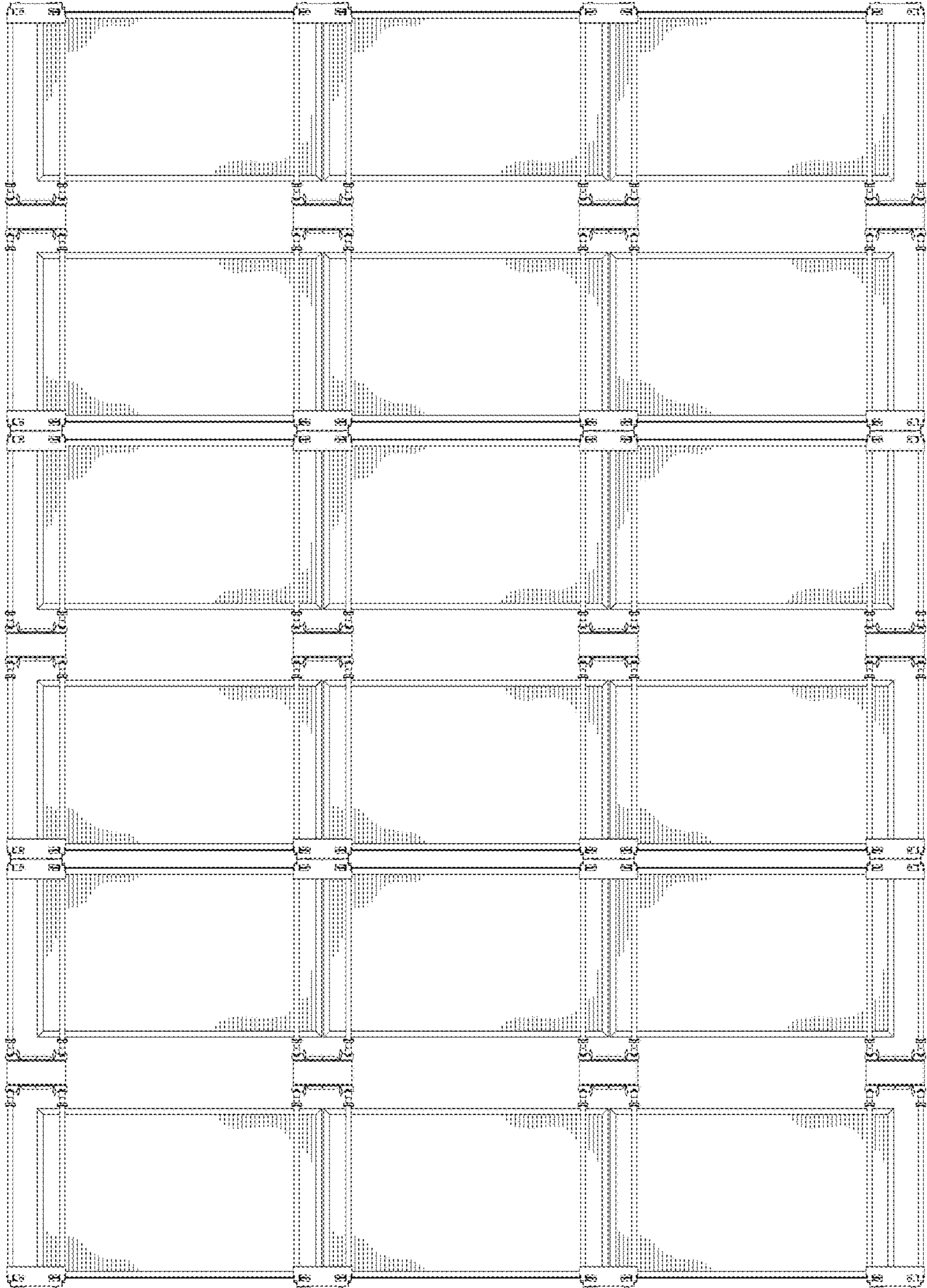


FIG. 7

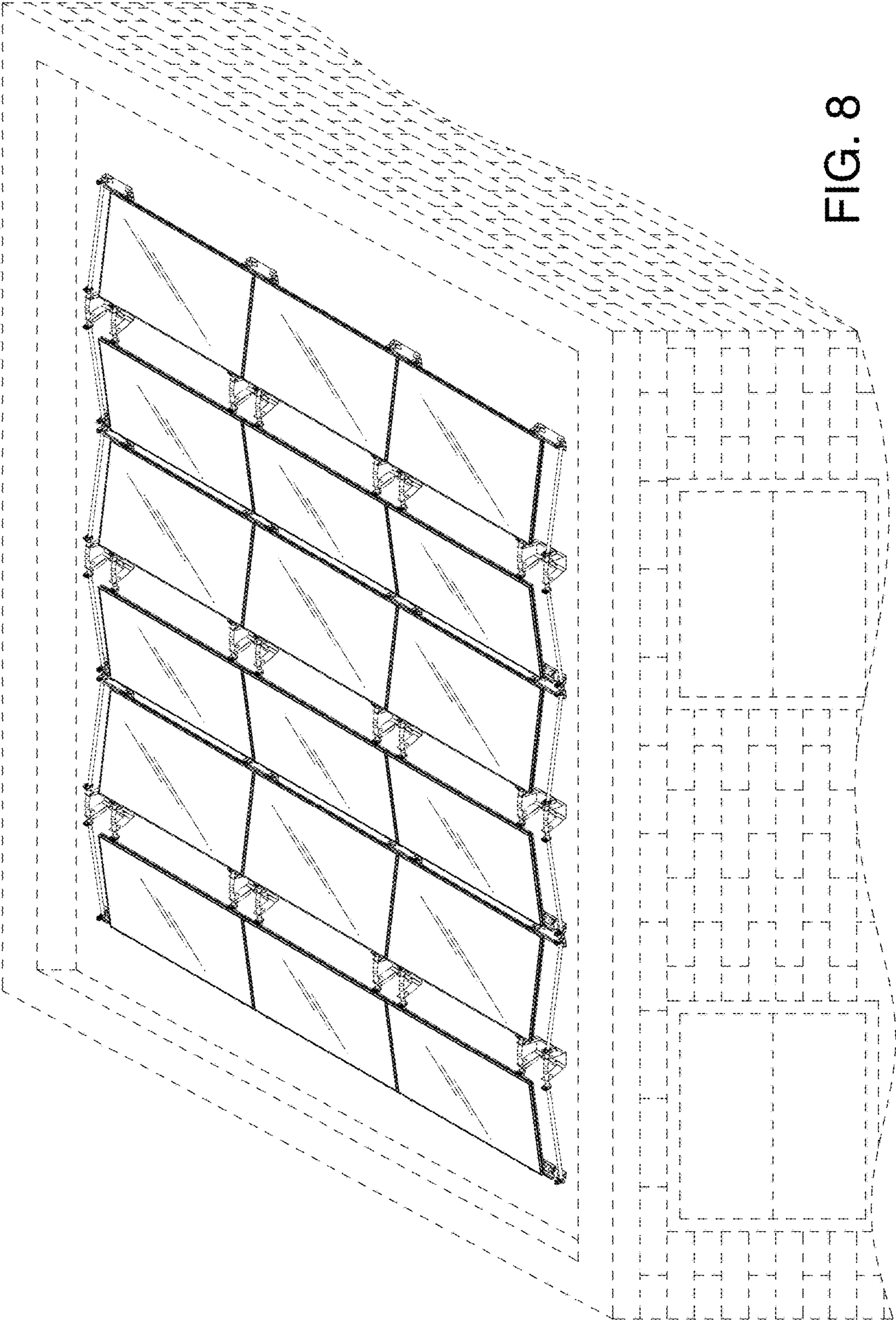


FIG. 8