



US00D814393S

(12) **United States Design Patent** (10) **Patent No.:** **US D814,393 S**
Shirakami (45) **Date of Patent:** **** Apr. 3, 2018**

(54) **TIRE FOR MOTORCYCLE**
(71) Applicant: **SUMITOMO RUBBER INDUSTRIES, LTD.**, Kobe-shi, Hyogo (JP)
(72) Inventor: **Kazuya Shirakami**, Kobe (JP)
(73) Assignee: **SUMITOMO RUBBER INDUSTRIES, LTD.**, Kobe-Shi, Hyogo (JP)
(**) Term: **15 Years**
(21) Appl. No.: **29/599,407**
(22) Filed: **Apr. 3, 2017**
(51) **LOC (11) Cl.** **12-15**
(52) **U.S. Cl.**
USPC **D12/536**
(58) **Field of Classification Search**
USPC D12/533-567
CPC B60C 11/0302; B60C 11/0306; B60C 11/0311; B60C 11/0313
See application file for complete search history.

D595,637 S * 7/2009 Sueishi D12/536
D648,260 S * 11/2011 Ishida D12/536
D670,233 S * 11/2012 Hikita D12/536
D678,180 S * 3/2013 Hikita D12/536
D686,564 S * 7/2013 Hikita D12/571
D724,006 S * 3/2015 Kato D12/535
D747,680 S * 1/2016 Sueishi D12/536

* cited by examiner

Primary Examiner — George D. Kirschbaum
Assistant Examiner — Joseph J Kukella
(74) *Attorney, Agent, or Firm* — Birch, Stewart, Kolasch & Birch, LLP

(57) **CLAIM**

The ornamental design for a tire for motorcycle, as shown and described.

DESCRIPTION

FIG. 1 is a front perspective view of a tire for motorcycle showing my new design;
FIG. 2 is a front view thereof;
FIG. 3 is a left side view thereof;
FIG. 4 is a rear view thereof;
FIG. 5 is a right side view thereof;
FIG. 6 is a bottom view thereof;
FIG. 7 is a top view thereof; and,
FIG. 8 is a partial enlarged view of FIG. 2.

1 Claim, 8 Drawing Sheets

(56) **References Cited**
U.S. PATENT DOCUMENTS
D583,303 S * 12/2008 Sueishi D12/536
D592,587 S * 5/2009 Sueishi D12/536





FIG. 1




FIG. 2



FIG. 3




FIG. 4



FIG. 5




FIG. 6




FIG. 7




FIG. 8