



US00D814392S

(12) **United States Design Patent**
Nakamura

(10) **Patent No.:** **US D814,392 S**

(45) **Date of Patent:** **** Apr. 3, 2018**

(54) **MOTORCYCLE TIRE**

(71) Applicant: **BRIDGESTONE CORPORATION,**
Tokyo (JP)

(72) Inventor: **Takamitsu Nakamura,** Tokyo (JP)

(73) Assignee: **BRIDGESTONE CORPORATION,**
Chuo-ku, Tokyo (JP)

(**) Term: **15 Years**

(21) Appl. No.: **29/588,478**

(22) Filed: **Dec. 21, 2016**

(30) **Foreign Application Priority Data**

Jul. 5, 2016 (JP) 2016-014302

(51) **LOC (11) Cl.** **12-15**

(52) **U.S. Cl.**
USPC **D12/535**

(58) **Field of Classification Search**
USPC D12/533-567
CPC B60C 2200/00; B60C 2200/10
See application file for complete search history.

(56) **References Cited**

U.S. PATENT DOCUMENTS

D524,724 S *	7/2006	Itoi	D12/535
D525,189 S *	7/2006	Itoi	D12/535
D566,039 S *	4/2008	Itoi	D12/535
D601,943 S *	10/2009	Shibamoto	D12/535
D612,322 S *	3/2010	Shibamoto	D12/535
D625,682 S *	10/2010	Shibamoto	D12/535
D635,504 S *	4/2011	Nakamura	D12/535

D640,964 S *	7/2011	Takenaka	D12/535
D671,484 S *	11/2012	Bickley	D12/535
D674,737 S *	1/2013	Lamour	D12/535
D703,606 S *	4/2014	Yao	D12/535
D718,700 S *	12/2014	Yao	D12/535
D718,701 S *	12/2014	Isaka	D12/535
D728,454 S *	5/2015	Kubo	D12/535
D748,040 S *	1/2016	Lucas	D12/535
D782,395 S *	3/2017	Vowles	D12/535

* cited by examiner

Primary Examiner — George D. Kirschbaum

Assistant Examiner — Joseph J. Kukella

(74) *Attorney, Agent, or Firm* — Sughrue Mion, PLLC

(57) **CLAIM**

The ornamental design for a motorcycle tire, as shown and described.

DESCRIPTION

FIG. 1 is a perspective view of a motorcycle tire showing my design;

FIG. 2 is a front view thereof;

FIG. 3 is a top view thereof;

FIG. 4 is a right side view thereof;

FIG. 5 is a left side view thereof;

FIG. 6 is a fragmentary enlarged front view showing the details of the tread thereof; and,

FIG. 7 is a section view taken along line 7-7 in FIG. 6.

Broken lines are used to show portions of the tire that are not being claimed, and thus form no part of the claimed design.

In the drawings the light stippled surface shading represents the surface of the motorcycle tire, and the dark stippled surface shading represents the recessed portion of the tread grooves having the depth shown in FIG. 7.

1 Claim, 7 Drawing Sheets

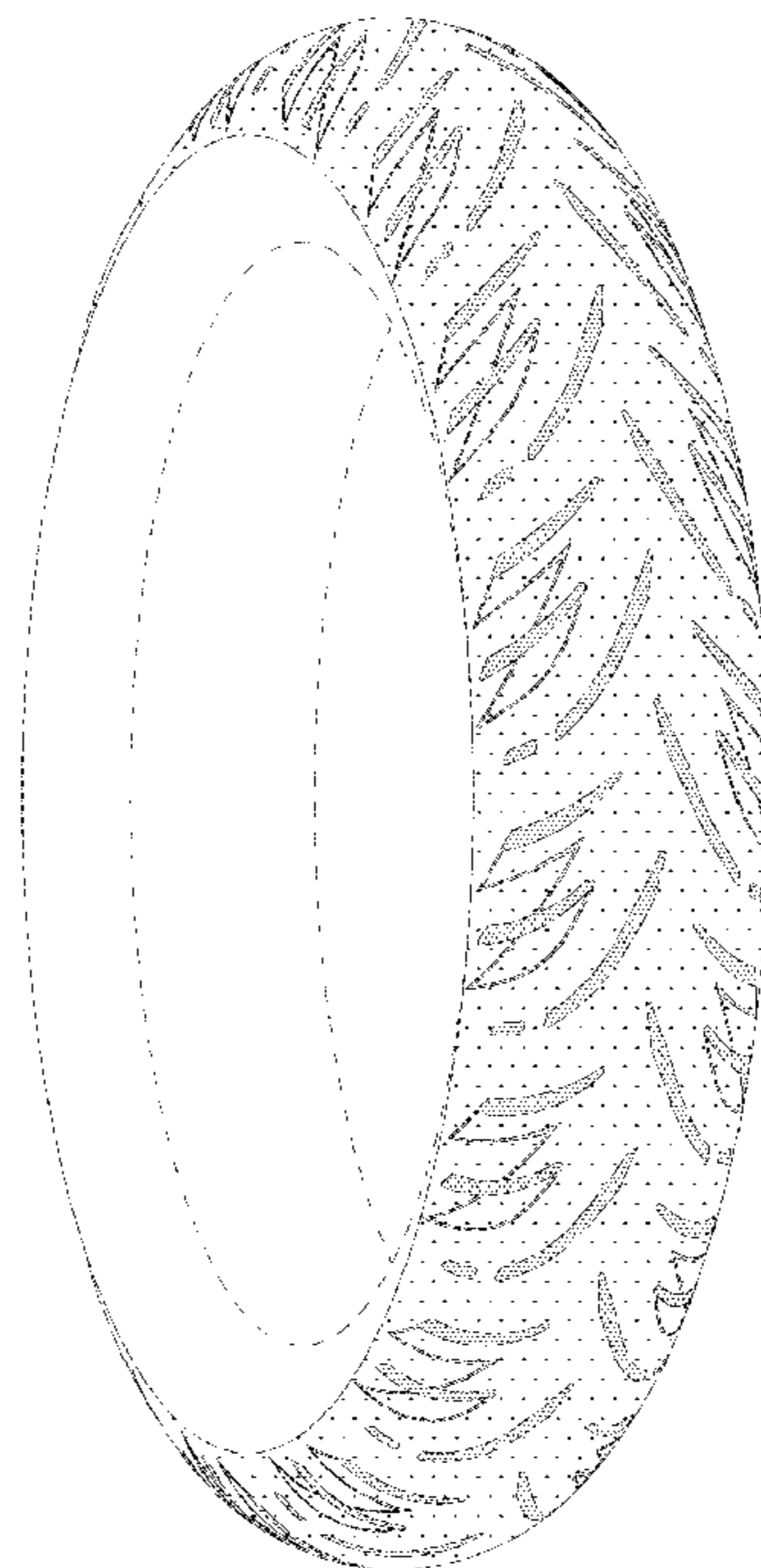


FIG. 1



FIG. 2




FIG. 3




FIG. 4




FIG. 5




FIG. 6

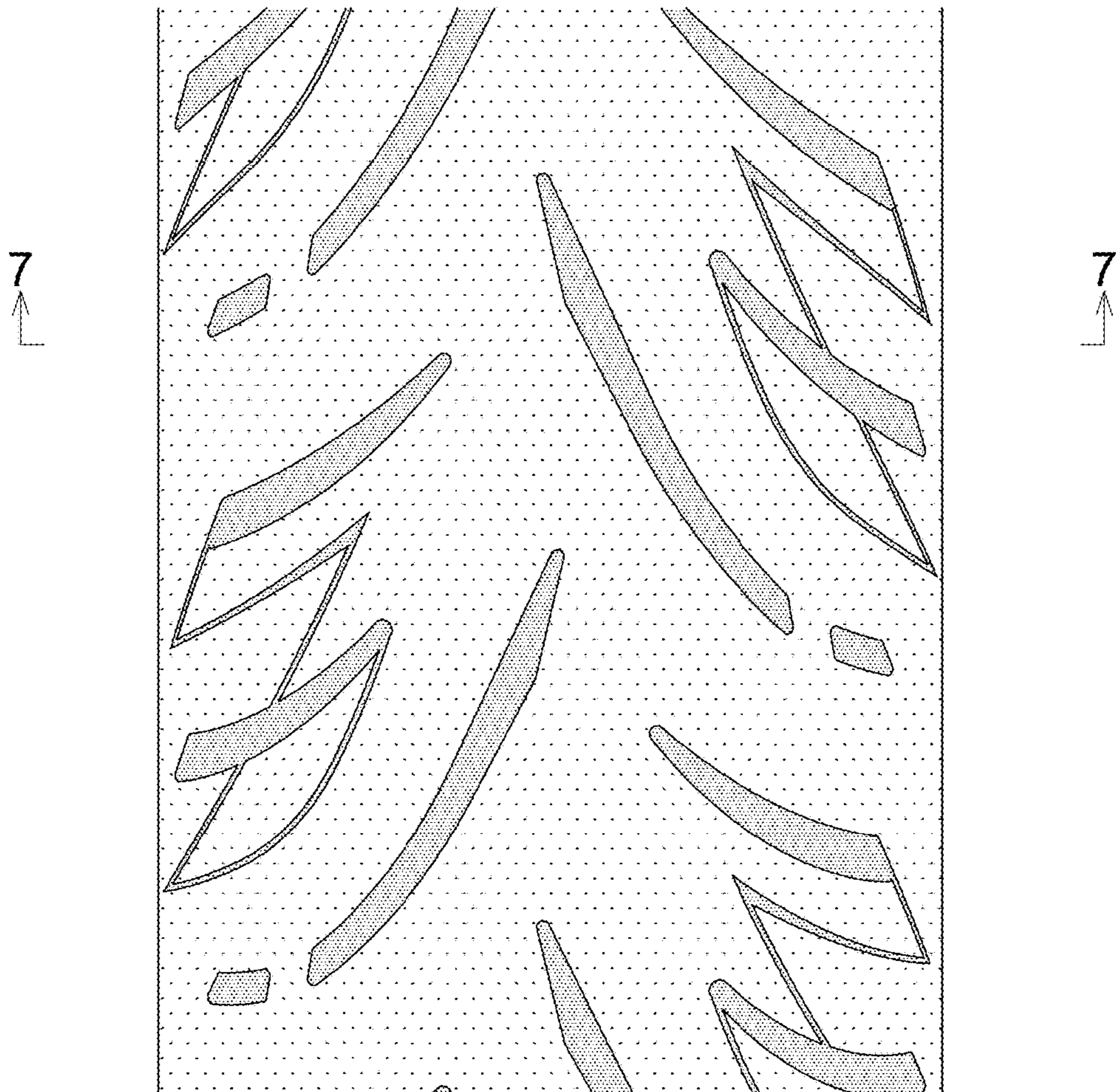


FIG. 7

