



US00D814379S

(12) **United States Design Patent** (10) **Patent No.:** **US D814,379 S**
Cloke (45) **Date of Patent:** **** Apr. 3, 2018**

(54) **VEHICLE WHEEL**
(71) Applicant: **Bayerische Motoren Werke Aktiengesellschaft, Munich (DE)**
(72) Inventor: **Henry Cloke, Munich (DE)**
(73) Assignee: **Bayerische Motoren Werke Aktiengesellschaft, Munich (DE)**

D649,500 S * 11/2011 Baum D12/209
D666,952 S 9/2012 Pollmann
D711,806 S 8/2014 Pollmann
D748,033 S * 1/2016 Carter D12/211
D758,943 S * 6/2016 Elmitt D12/209
D774,440 S * 12/2016 Johnson D12/211

(**) Term: **15 Years**
(21) Appl. No.: **29/590,506**
(22) Filed: **Jan. 11, 2017**

FOREIGN PATENT DOCUMENTS

DE 40006568.1 10/2000
EM 000032438-0007 10/2003
EM 000934468-0003 10/2009
EM 001804675-0005 11/2011
EM 001772922-0009 8/2012
EM 002323766-0002 9/2014

* cited by examiner

(30) **Foreign Application Priority Data**

Jul. 12, 2016 (DE) 40 2016 100 875

(51) **LOC (11) Cl.** **12-16**
(52) **U.S. Cl.**
USPC **D12/209**

Primary Examiner — Sheryl Lane
Assistant Examiner — Calvin E Vansant
(74) *Attorney, Agent, or Firm* — Crowell & Moring LLP

(58) **Field of Classification Search**
USPC D12/204–213
CPC B60B 7/00; B60B 7/02; B60B 7/04; B60B 7/06; B60B 3/02; B60B 3/04; B60B 3/06; B60B 3/10

See application file for complete search history.

(57) **CLAIM**

The ornamental design for a vehicle wheel, as shown and described.

(56) **References Cited**

U.S. PATENT DOCUMENTS

D469,048 S 1/2003 van Hooydonk
D472,866 S * 4/2003 Pfeiffer D12/211
D499,681 S 12/2004 Boyer
D562,208 S * 2/2008 Pfeiffer D12/213
D573,081 S * 7/2008 Kim D12/211
D585,354 S 1/2009 Powell et al.
D594,396 S * 6/2009 Juergens D12/209
D644,155 S 8/2011 Truebsbach

DESCRIPTION

FIG. 1 is a perspective view of a vehicle wheel according to the design;
FIG. 2 is an additional perspective view thereof;
FIG. 3 is an additional perspective view thereof;
FIG. 4 is a front view thereof;
FIG. 5 is a rear view thereof; and,
FIG. 6 is a side view thereof.
The low contrast or “ghost” areas of the drawings depict portions of the vehicle wheel that form no part of the claim.

1 Claim, 6 Drawing Sheets






Fig. 1



Fig. 2



Fig. 3



Fig. 4




Fig. 5




Fig. 6