



US00D814367S

(12) **United States Design Patent**
Myrberg

(10) **Patent No.:** **US D814,367 S**

(45) **Date of Patent:** **** Apr. 3, 2018**

(54) **VEHICLE GRILLE**

(71) Applicant: **Volvo Car Corporation**, Gothenburg (SE)

(72) Inventor: **Anders Myrberg**, Askim (SE)

(73) Assignee: **Volvo Car Corporation**, Gothenburg (SE)

(**) Term: **15 Years**

(21) Appl. No.: **29/583,127**

(22) Filed: **Nov. 2, 2016**

(30) **Foreign Application Priority Data**

May 3, 2016 (EM) 003107994-0001

(51) **LOC (11) Cl.** **12-16**

(52) **U.S. Cl.**
USPC **D12/163; D12/171**

(58) **Field of Classification Search**
USPC D12/86, 90, 91, 92, 163, 169, 196, 171,
D12/216

CPC . B60R 19/52; B60R 2019/525; B60K 11/085;
B62D 25/084; H01Q 1/32

See application file for complete search history.

(56) **References Cited**

U.S. PATENT DOCUMENTS

D501,435 S *	2/2005	Hosoda	D12/163
D522,936 S *	6/2006	Beigel	D12/163
D536,284 S *	2/2007	Nakamura	D12/163
D558,102 S *	12/2007	Lau	D12/163
D558,103 S *	12/2007	Bucher	D12/163
7,311,352 B2 *	12/2007	Flotzinger	B60R 19/04 293/115

D560,566 S *	1/2008	Aris	D12/163
D580,308 S *	11/2008	Ebel	D12/163
D597,447 S *	8/2009	Folden	D12/92
D608,697 S *	1/2010	Takabatake	D12/163
D610,053 S *	2/2010	Sakae	D12/163
D627,692 S *	11/2010	Cheng	D12/163
D645,797 S *	9/2011	Beigel	D12/163
D683,668 S *	6/2013	Thurber	D12/163
D685,694 S *	7/2013	Platto	D12/163
D691,072 S *	10/2013	Cheng	D12/163
D708,992 S *	7/2014	Ito	D12/163
D720,262 S *	12/2014	Won	D12/163
D726,601 S *	4/2015	Duff	D12/163
D729,705 S *	5/2015	Gunnarson	D12/163
D730,786 S *	6/2015	Duff	D12/163
D746,730 S *	1/2016	Kim	D12/163
D754,573 S *	4/2016	Wu	D12/163

* cited by examiner

Primary Examiner — Darlington Ly

(74) *Attorney, Agent, or Firm* — Snyder, Clark, Lesch & Chung, LLP

(57) **CLAIM**

The ornamental design for a vehicle grille, as shown and described.

DESCRIPTION

FIG. 1 is a front elevation view of a vehicle grille showing my new design;

FIG. 2 is a front and left side perspective view thereof;

FIG. 3 is a left side elevation view thereof;

FIG. 4 is a rear elevation view thereof;


FIG. 5 is a right side elevation view thereof;

FIG. 6 is a top plan view thereof; and,

FIG. 7 is a bottom plan view thereof.

The broken lines in the drawings illustrate portions of the vehicle grille that do not form part of the claimed design.

1 Claim, 7 Drawing Sheets






FIG. 1



FIG. 2




FIG. 3




FIG. 4




FIG. 5

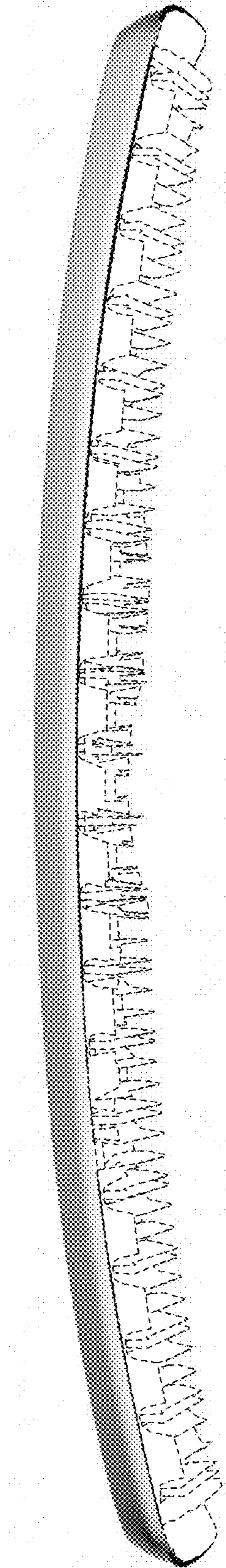


FIG. 6

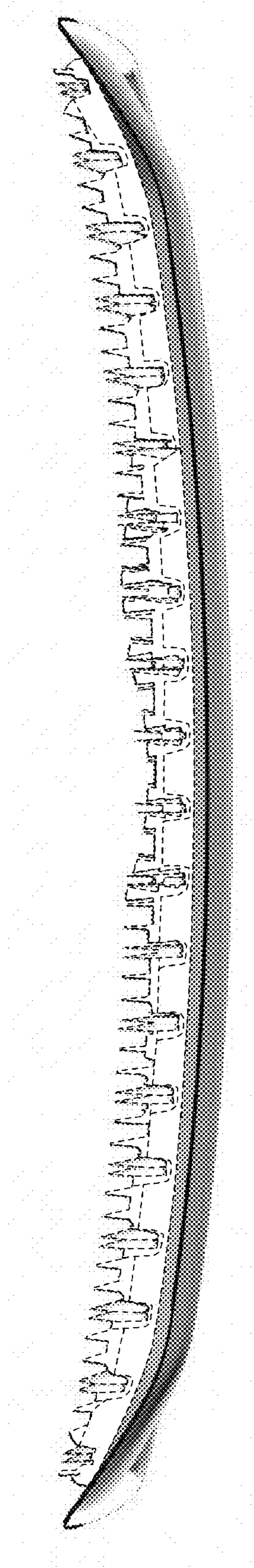


FIG. 7