



US00D814359S

(12) **United States Design Patent**
Nishimoto

(10) **Patent No.:** **US D814,359 S**

(45) **Date of Patent:** **** Apr. 3, 2018**

(54) **MOTORCYCLE OR MOTORCYCLE
REPLICA**

(71) Applicant: **HONDA MOTOR CO., LTD.**, Tokyo
(JP)

(72) Inventor: **Taro Nishimoto**, Wako (JP)

(73) Assignee: **HONDA MOTOR CO., LTD.**, Tokyo
(JP)

(**) Term: **15 Years**

(21) Appl. No.: **29/571,063**

(22) Filed: **Jul. 14, 2016**

(30) **Foreign Application Priority Data**

Jan. 19, 2016 (JP) 2016-000907

(51) **LOC (11) Cl.** **12-11**

(52) **U.S. Cl.**
USPC **D12/110**

(58) **Field of Classification Search**
USPC D12/110, 111, 117; D21/432, 538
CPC B62K 11/00; B62K 11/02; B62K 11/04;
B62K 11/10; B62K 17/00; B62K 19/00;
B62K 2202/00
See application file for complete search history.

(56) **References Cited**

U.S. PATENT DOCUMENTS

D499,671 S	*	12/2004	Uemoto	D12/110
D500,464 S	*	1/2005	Ban	D12/110
D564,417 S	*	3/2008	Uchiyama	D12/110
D606,906 S	*	12/2009	Chosa	D12/110
D611,390 S	*	3/2010	Toriyama	D12/110
D615,000 S	*	5/2010	Tako	D12/110

D636,708 S	*	4/2011	Katagiri	D12/110
D649,915 S	*	12/2011	Aiello	D12/110
D657,290 S	*	4/2012	Tako	D12/110
D688,982 S	*	9/2013	Oyanagi	D12/110
D689,404 S	*	9/2013	Katagiri	D12/110
D689,406 S	*	9/2013	Yasuhara	D12/110
D694,673 S	*	12/2013	Katagiri	D12/110
D716,190 S	*	10/2014	Tako	D12/110
D733,008 S	*	6/2015	Katagiri	D12/110
D736,677 S	*	8/2015	Iimura	D12/110
D749,986 S	*	2/2016	Nishimoto	D12/110
D755,084 S	*	5/2016	Sakata	D12/110
D755,682 S	*	5/2016	Hahn-Woernle	D12/110
D758,923 S	*	6/2016	Yamada	D12/110
D758,924 S	*	6/2016	Tamura	D12/110
D788,650 S	*	6/2017	Futamata	D12/110
2014/0225398 A1	*	8/2014	Mikura	B62J 6/02 296/192

* cited by examiner

Primary Examiner — Darlington Ly

(74) *Attorney, Agent, or Firm* — Westerman, Hattori,
Daniels & Adrian, LLP

(57) **CLAIM**

The ornamental design for a motorcycle or motorcycle replica, as shown and described.

DESCRIPTION

FIG. 1 is a front elevation view of a motorcycle or motorcycle replica;

FIG. 2 is a rear elevation view thereof;

FIG. 3 is a top plan view thereof;

FIG. 4 is a right side elevation view thereof; and,

FIG. 5 is a left side elevation view thereof.

The broken lines in the drawings illustrate portions of the motorcycle or motorcycle replica that forms no part of the claimed design.

1 Claim, 5 Drawing Sheets

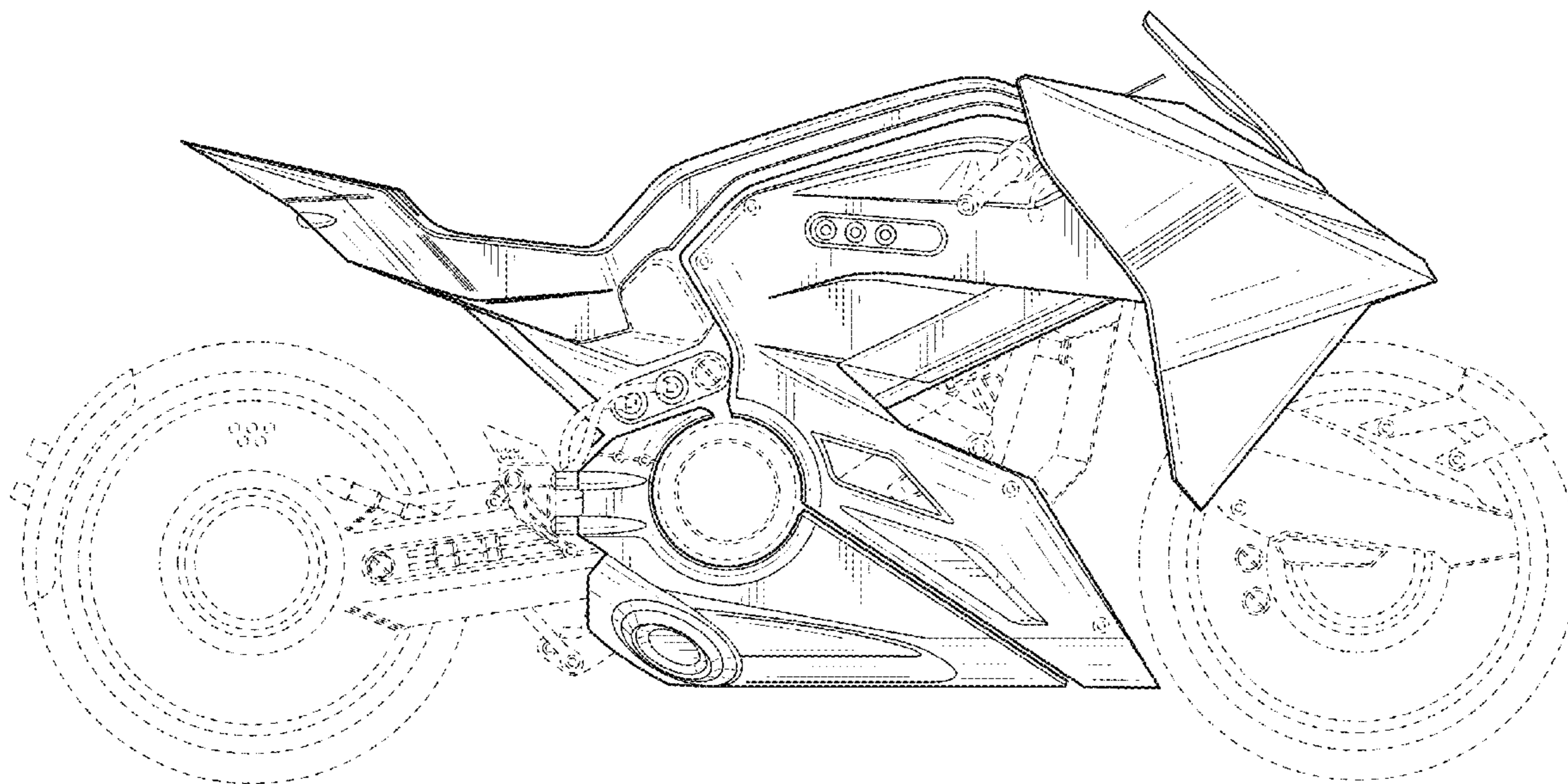


FIG. 1

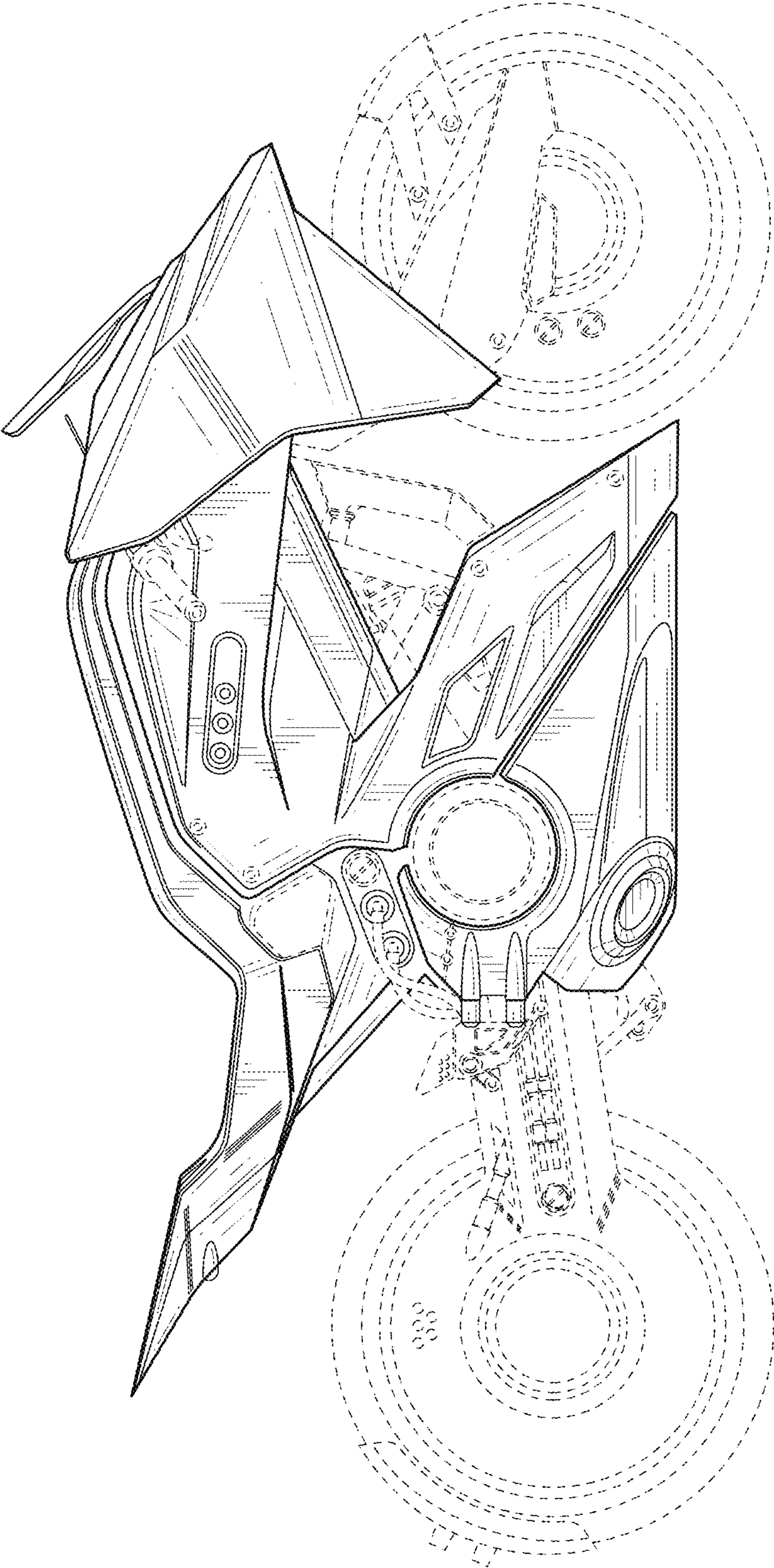


FIG. 2

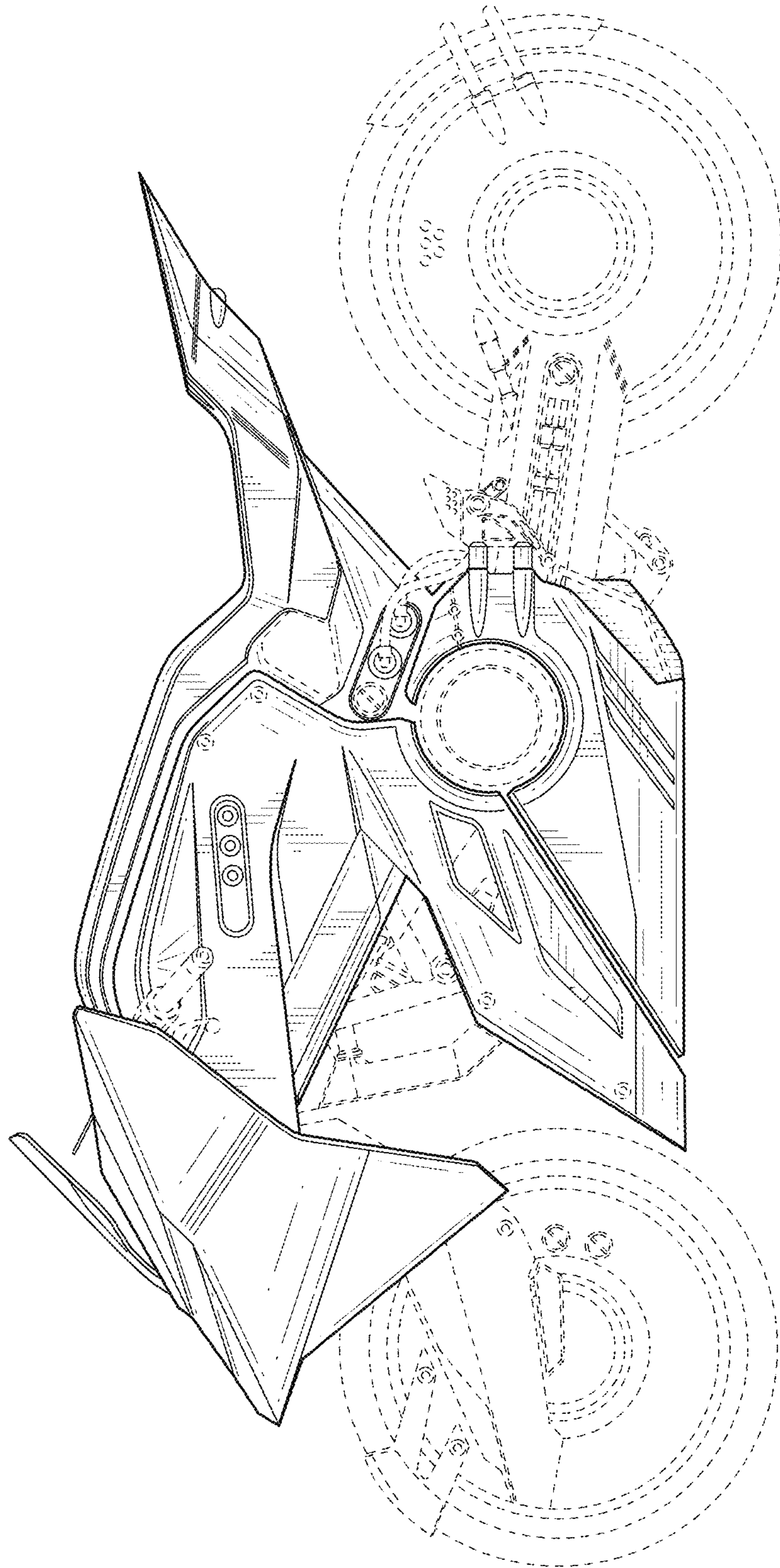


FIG. 3

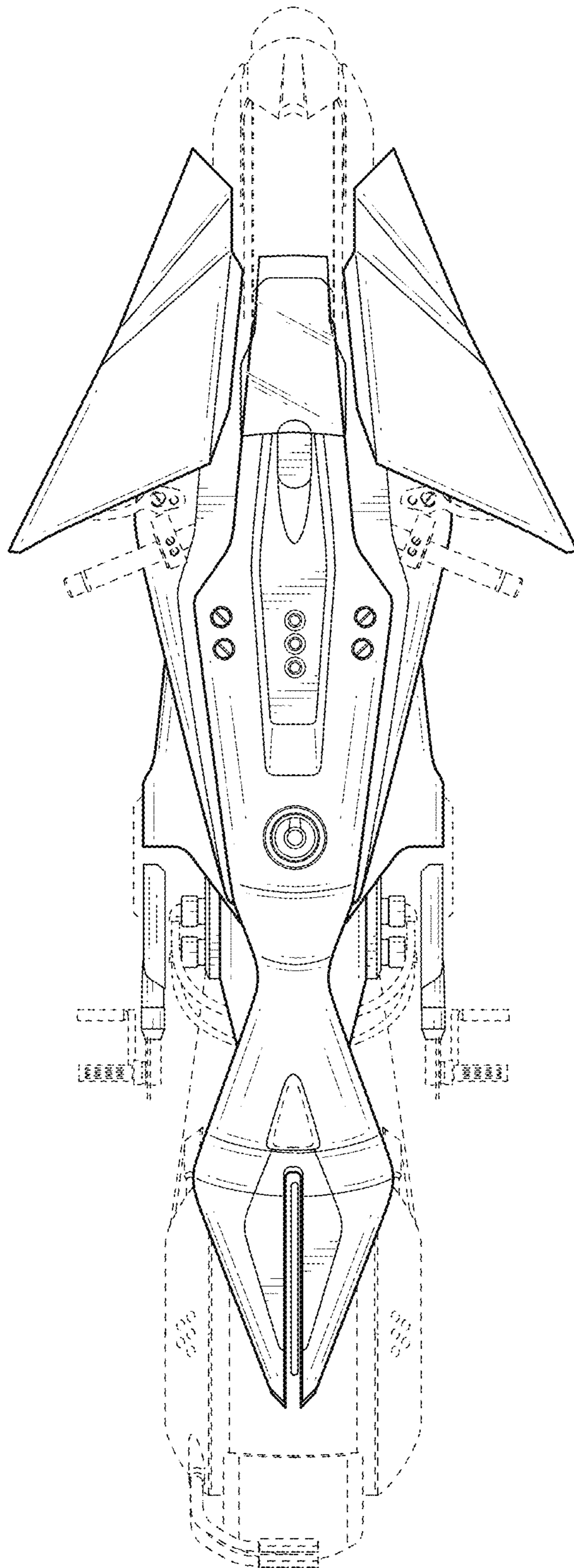


FIG. 4

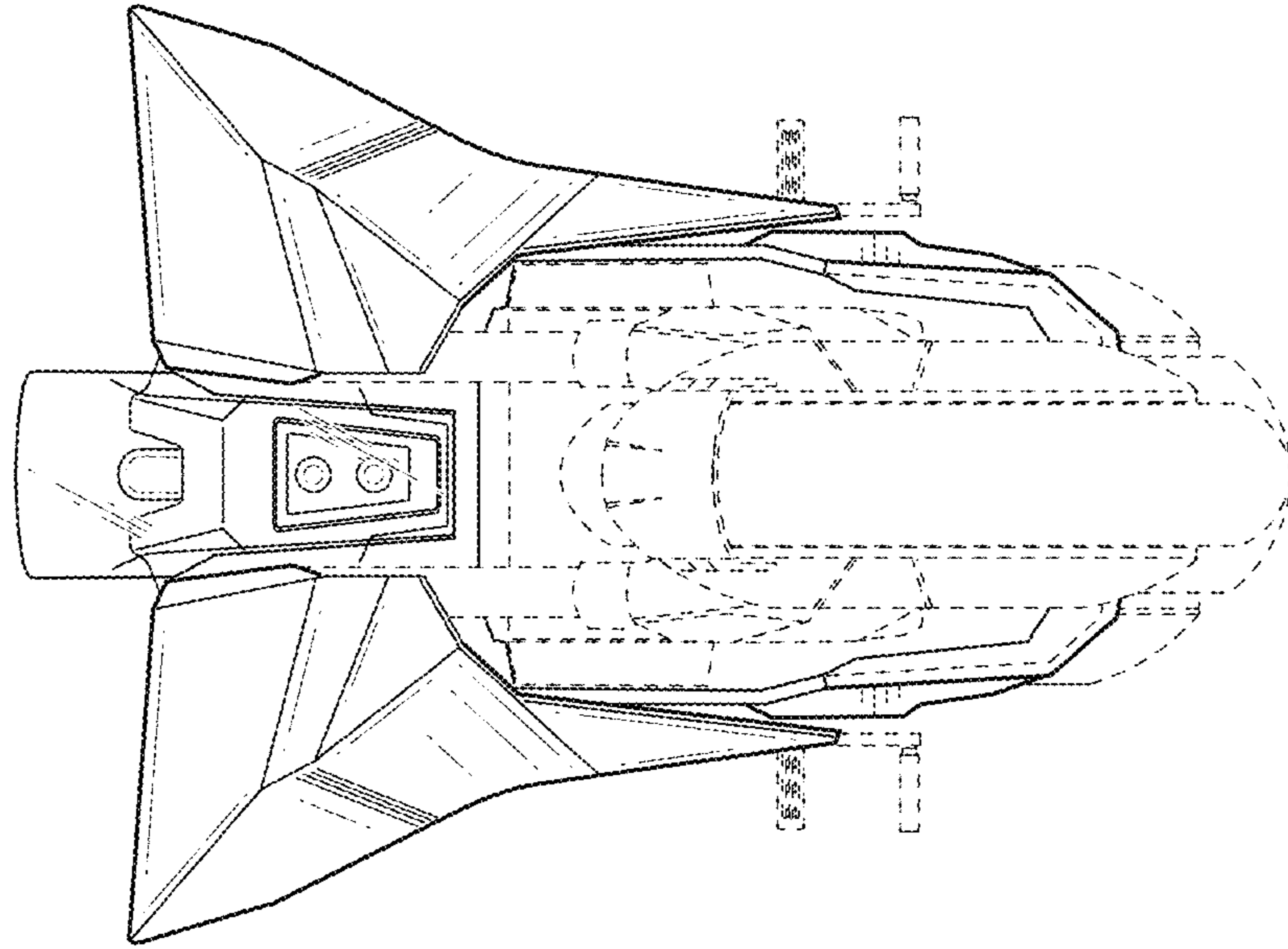


FIG. 5

