



US00D814329S

(12) **United States Design Patent** (10) **Patent No.:** **US D814,329 S**
Marchand (45) **Date of Patent:** **** Apr. 3, 2018**

(54) **BRACELET**

(71) Applicant: **Cartier International AG**, Steinhausen (CH)

(72) Inventor: **Veronique Marchand**, Asnieres (FR)

(73) Assignee: **Cartier International AG**, Steinhausen (CH)

(**) Term: **15 Years**

(21) Appl. No.: **29/587,941**

(22) Filed: **Dec. 16, 2016**

(51) **LOC (11) Cl.** **11-01**

(52) **U.S. Cl.**
USPC **D11/13**

(58) **Field of Classification Search**
USPC D11/1-40, 79-86, 93, 94; D10/31, 32; D14/344

CPC ... A44C 5/0007; A44C 5/0015; A44C 5/0023; A44C 5/003; A44C 5/0038; A44C 5/0053; A44C 5/0061; A44C 5/0069; A44C 5/0084; A44C 5/0092; A44C 5/02; A44C 5/022; A44C 5/025; A44C 5/04; A44C 5/10; A44C 5/102; A44C 5/105; A44C 5/107; A44C 5/12; A44C 5/14; A44C 5/142; A44C 5/18; A44C 5/185; A44C 5/20; A44C 5/22; A44C 5/2009; A44C 5/2023; A44C 9/00; A44C 9/0038; A44C 9/0046; A44C 9/0069; A44C 9/0084; A44C 9/02; A44C 17/00; A44C 17/003; A44C 17/007; A44C 17/02; A44C 25/00; A44C 25/001; A44C 25/002; A44C 25/004; A44C 25/005; A44C 25/007

See application file for complete search history.

(56) **References Cited**

U.S. PATENT DOCUMENTS

D288,066	S	*	2/1987	Kanoui	D10/32
D299,912	S	*	2/1989	Goldman	D11/12
D338,174	S	*	8/1993	Cowan	D11/19
D341,102	S	*	11/1993	Wunderman	D11/25
D358,355	S	*	5/1995	Fernandez	D11/3
D547,687	S	*	7/2007	So	D11/13
D588,487	S	*	3/2009	Hartzband	D11/12
D648,646	S	*	11/2011	Bodino	D11/26
D729,076	S	*	5/2015	Monachon	D10/32
D758,237	S	*	6/2016	Le Bail	D11/34
D759,533	S	*	6/2016	Marchand	D11/26
D780,006	S	*	2/2017	Marchand	D11/13
D780,007	S	*	2/2017	Marchand	D11/13

* cited by examiner

Primary Examiner — Cynthia Ramirez

Assistant Examiner — L. Martinez-Rivera

(74) *Attorney, Agent, or Firm* — Taft Stettinius & Hollister LLP

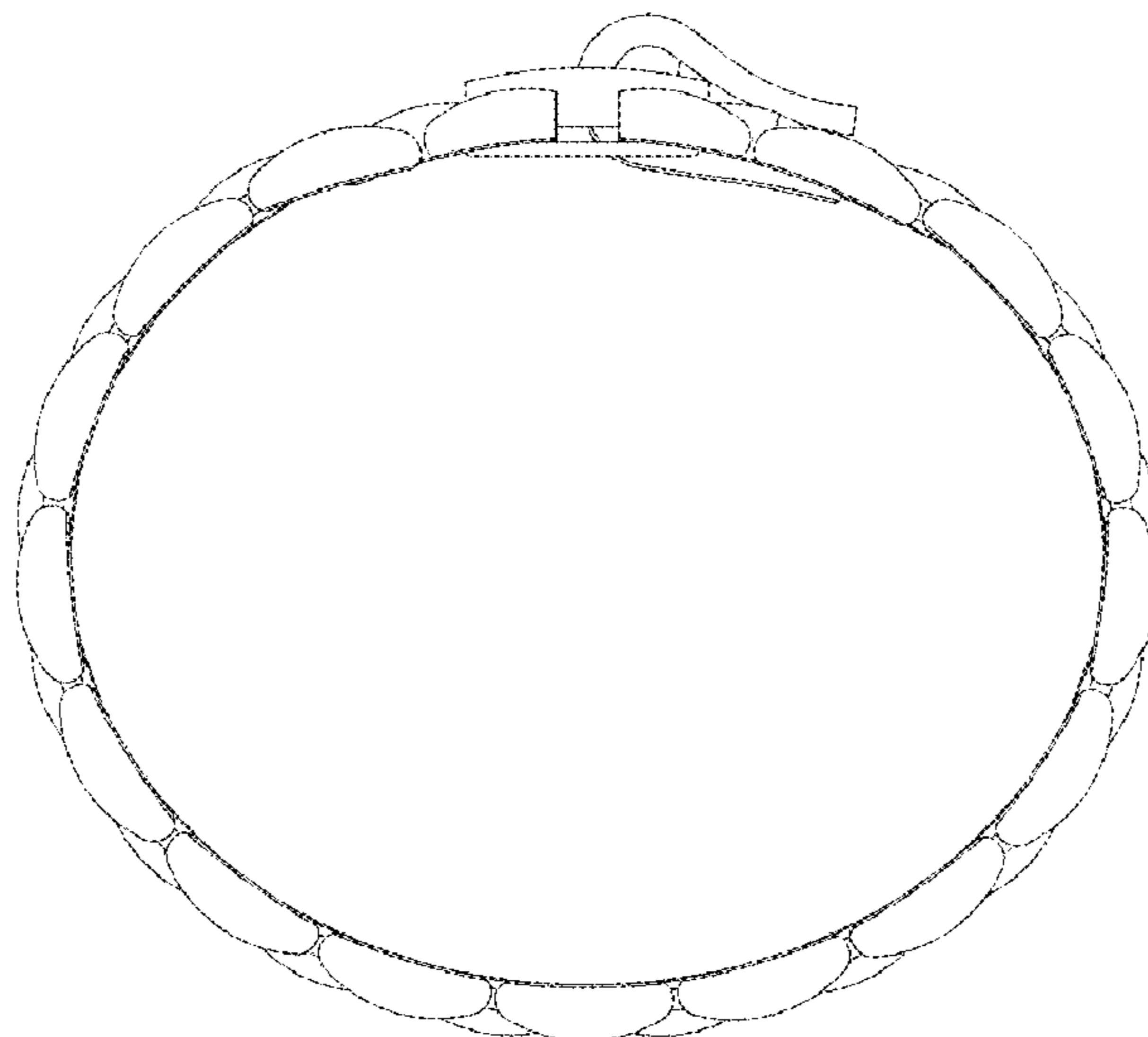
(57) **CLAIM**

The ornamental design of a bracelet, as shown and described.

DESCRIPTION

FIG. 1 is a front plan view of a bracelet showing my new design;
FIG. 2 is a back plan view thereof;
FIG. 3 is a right side elevational view thereof;
FIG. 4 is a left side elevational view thereof;
FIG. 5 is a top elevational view thereof;
FIG. 6 is a bottom elevational view thereof; and,
FIG. 7 is a right, front perspective view thereof.

1 Claim, 1 Drawing Sheet



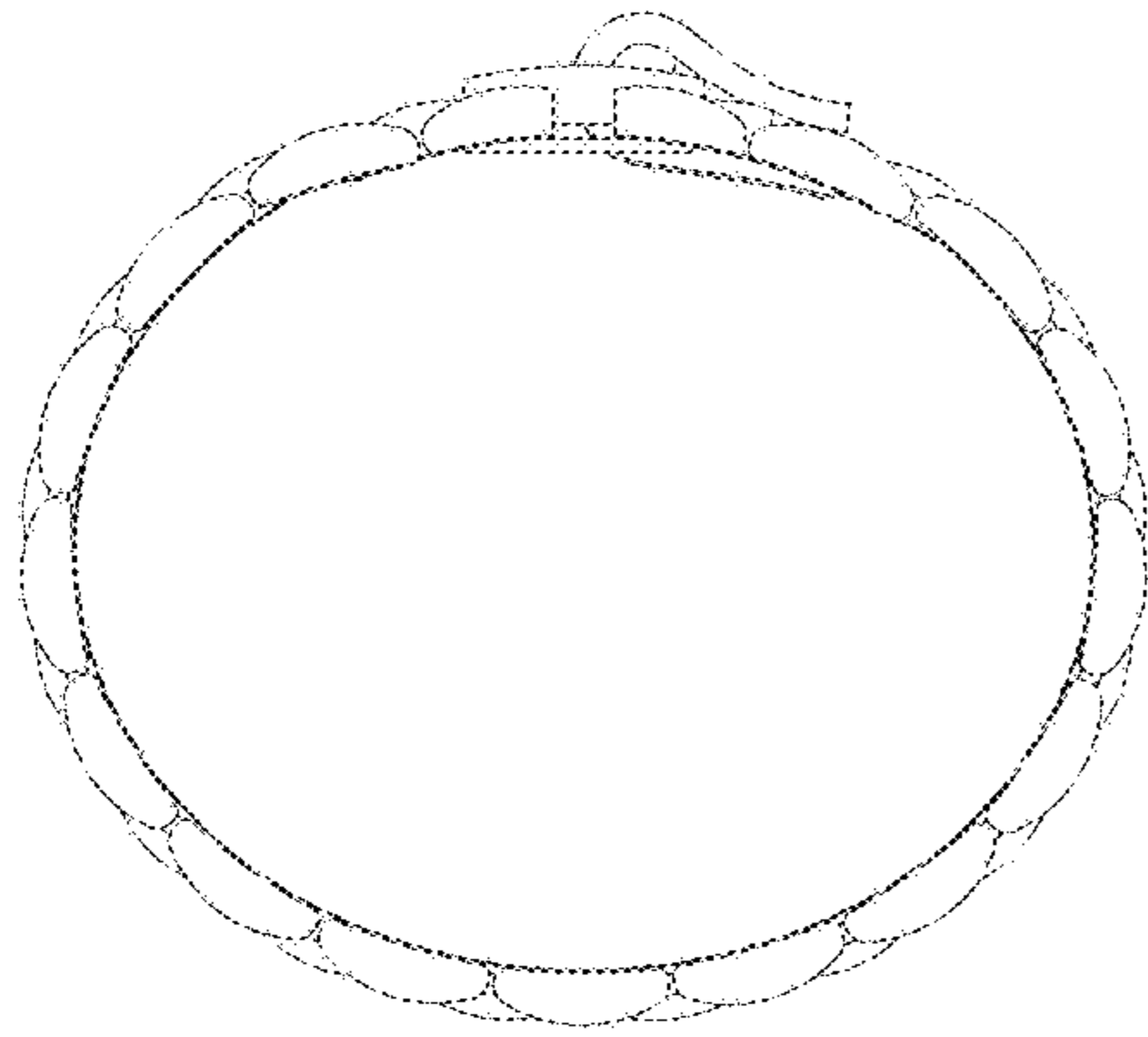


Fig. 1

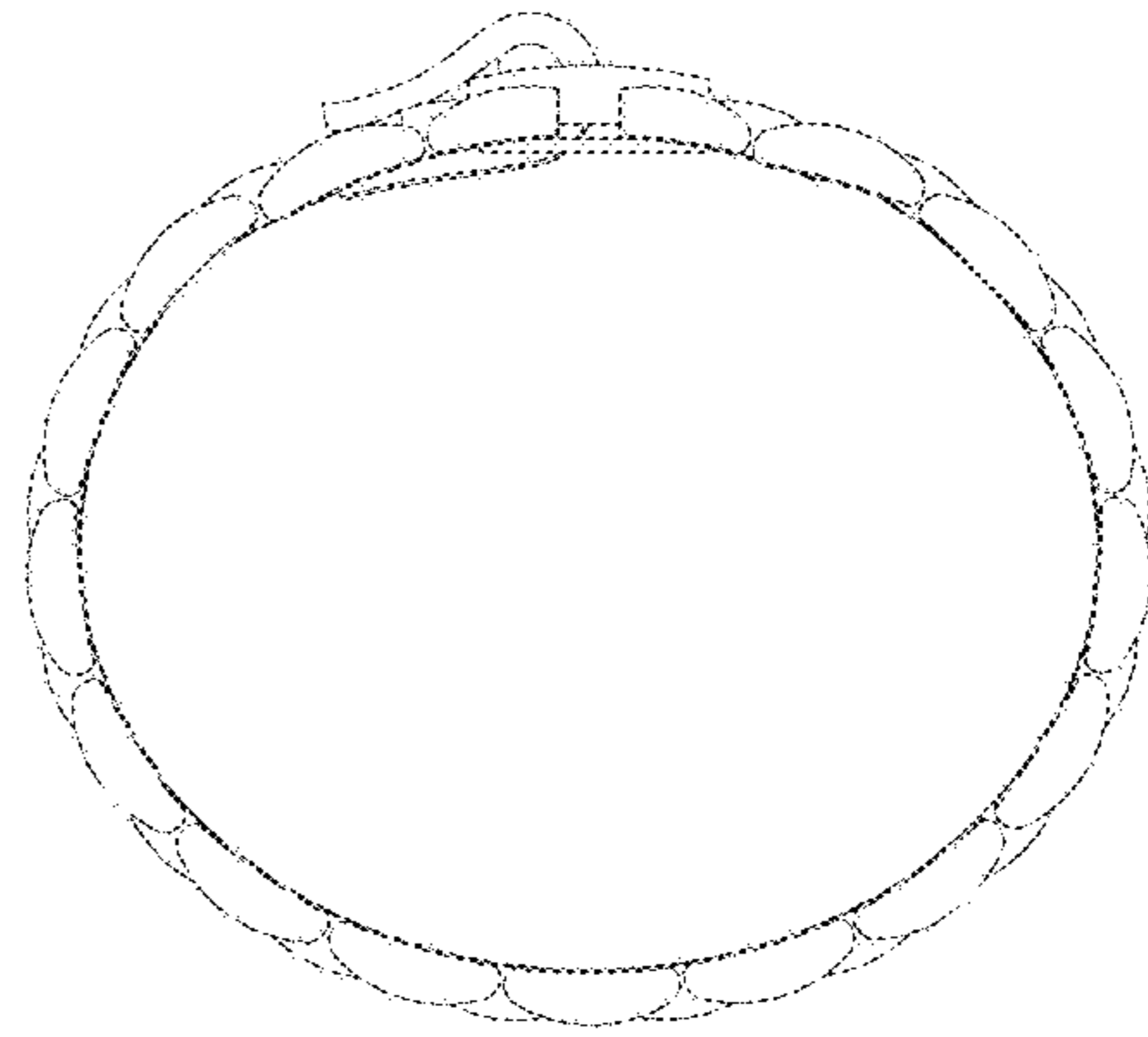


Fig. 2




Fig. 3

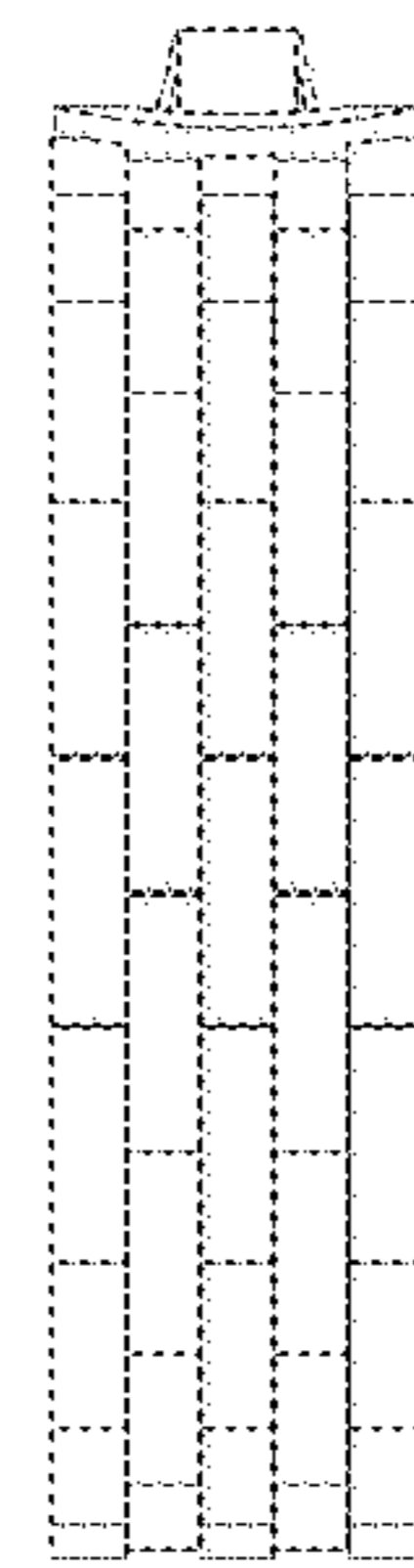


Fig. 4

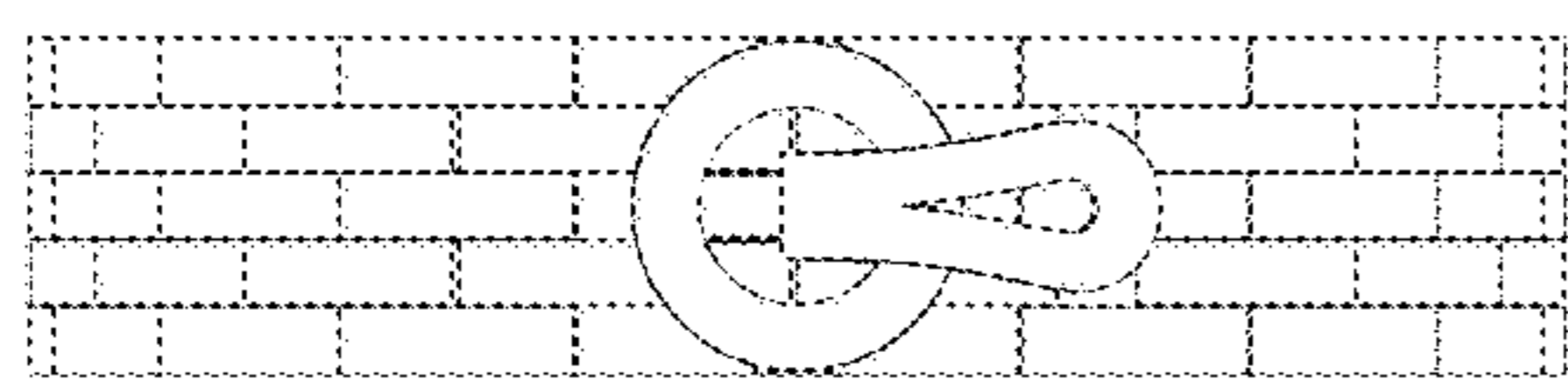


Fig. 5

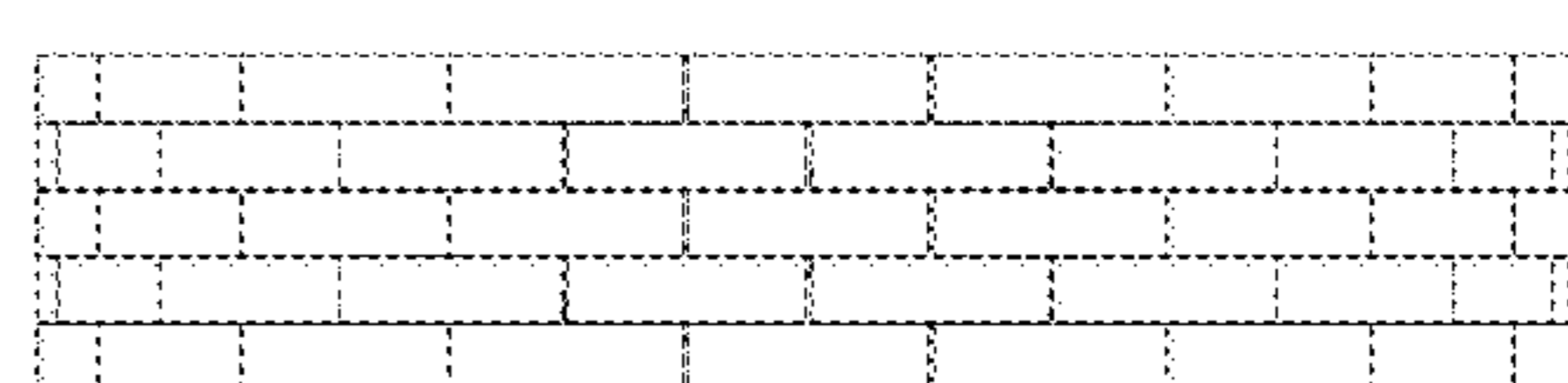


Fig. 6

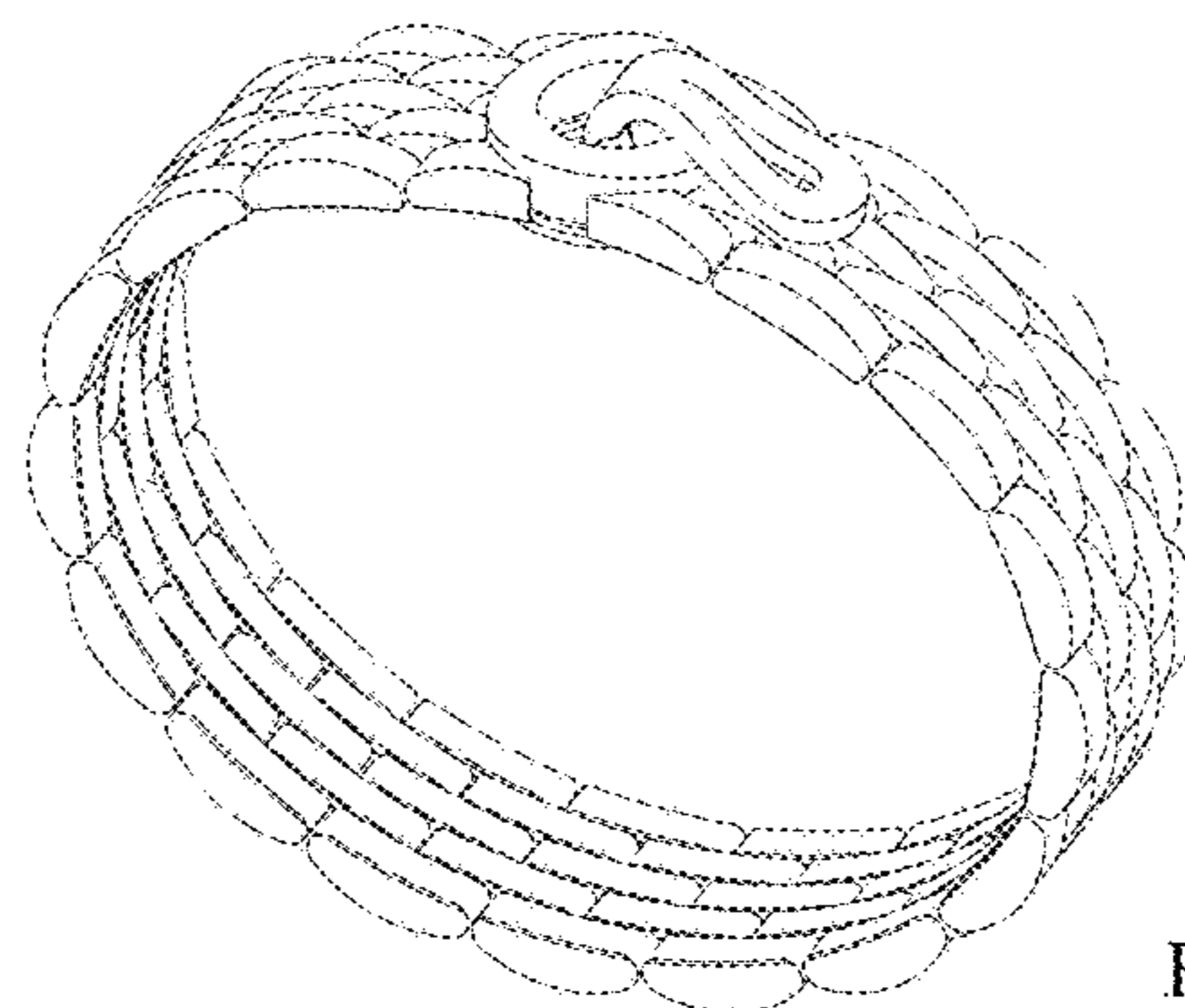


Fig. 7