



US00D814321S

(12) **United States Design Patent** (10) **Patent No.:** **US D814,321 S**
Abdala et al. (45) **Date of Patent:** **** Apr. 3, 2018**

(54) **THERMOSTAT**

(71) Applicant: **Johnson Controls Technology Company**, Plymouth, MI (US)

(72) Inventors: **Julio A. Abdala**, SW Ranches, FL (US); **Juan Guillermo Alvarez**, Weston, FL (US); **Felippe M Bicudo**, Fort Lauderdale, FL (US); **Vinosh C. Diptee**, Boynton Beach, FL (US); **Patricia Ellis Douglass**, Pompano Beach, FL (US); **Hao A. Nguyen**, Lake Worth, FL (US); **Claudio Santiago Ribeiro**, Evanston, IL (US); **Amit Verma**, Sunrise, FL (US)

(73) Assignee: **Johnson Controls Technology Company**, Auburn Hills, MI (US)

(**) Term: **15 Years**

(21) Appl. No.: **29/576,515**

(22) Filed: **Sep. 2, 2016**

(51) **LOC (11) Cl.** **10-04**

(52) **U.S. Cl.**
USPC **D10/50**

(58) **Field of Classification Search**
USPC **D10/49-50**

(Continued)

(56) **References Cited**

U.S. PATENT DOCUMENTS

D506,150 S 6/2005 Backlund et al.
D506,687 S 6/2005 Takach et al.

(Continued)

Primary Examiner — Antoine Duval Davis

(74) *Attorney, Agent, or Firm* — Foley & Lardner LLP

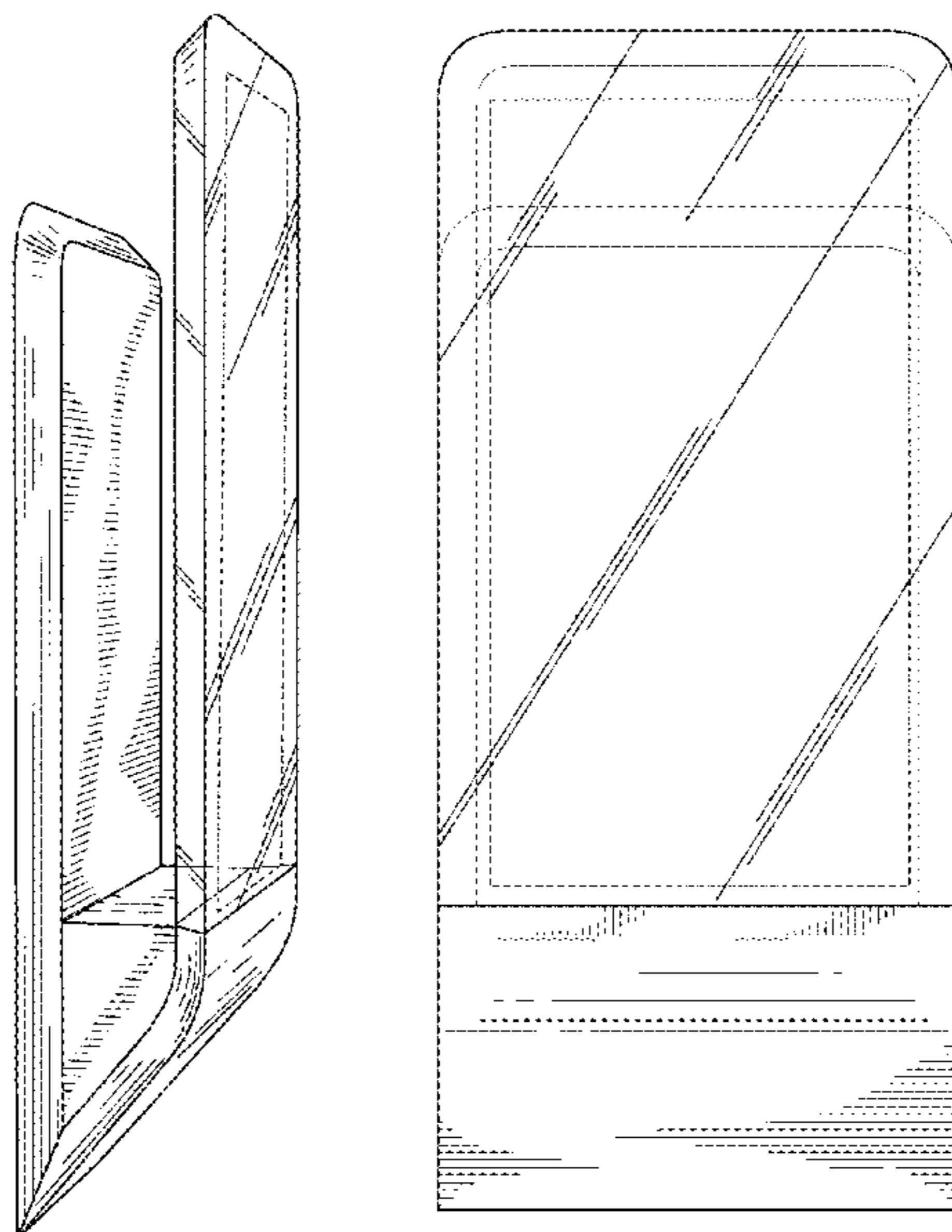
(57) **CLAIM**

We claim the ornamental design for a thermostat, as shown and described.

DESCRIPTION

FIG. 1 is a front perspective view of the claimed design according to one embodiment;
FIG. 2 is a front side view of the claimed design of FIG. 1;
FIG. 3 is a rear side view of the claimed design of FIG. 1;
FIG. 4 is a right side view of the claimed design of FIG. 1;
FIG. 5 is a left side view of the claimed design of FIG. 1;
FIG. 6 is a top view of the claimed design of FIG. 1;
FIG. 7 is a bottom view of the claimed design of FIG. 1;
FIG. 8 is a front perspective view of the claimed design according to another embodiment;
FIG. 9 is a front side view of the claimed design of FIG. 8;
FIG. 10 is a rear side view of the claimed design of FIG. 8;
FIG. 11 is a right side view of the claimed design of FIG. 8;
FIG. 12 is a left side view of the claimed design of FIG. 8;
FIG. 13 is a top view of the claimed design of FIG. 8;
FIG. 14 is a bottom view of the claimed design of FIG. 8;
FIG. 15 is a front perspective view of the claimed design according to another embodiment;
FIG. 16 is a front side view of the claimed design of FIG. 15;
FIG. 17 is a rear side view of the claimed design of FIG. 15;
FIG. 18 is a right side view of the claimed design of FIG. 15;
FIG. 19 is a left side view of the claimed design of FIG. 15;
FIG. 20 is a top view of the claimed design of FIG. 15; and
FIG. 21 is a bottom view of the claimed design of FIG. 15.
The broken lines in the drawings form no part of the claimed design. The article is shown with symbolic breaks in its length and width indicating that no particular length or width of that portion of the article is claimed. The appearance of any portion of the article between the break lines forms no part of the claimed design. Oblique lines represent transparent or semi-transparent portions of the claimed design.

1 Claim, 15 Drawing Sheets



(58) **Field of Classification Search**

CPC . F23N 5/20; F23N 5/203; F23N 5/206; F23N 5/18; F23N 5/184; F23N 5/187; F23N 5/22; F23N 2025/12; F23N 2041/02; F24F 11/00; F24F 11/0012; F24F 11/0009; F24F 11/001; F24F 2011/0057; F24F 2011/0073; F24F 2011/0091; F24F 2011/0094; F24F 2011/0068; F24F 2011/0012; F24F 2011/0015; F24F 2011/0017; F21V 11/16; F21V 33/10; G05B 19/042; G05D 23/01; G05D 23/12; G05D 23/275; G05D 23/1902; G05D 23/1904; G05D 23/27502; G05D 23/27503; G05D 23/1919; G05D 23/19; G05D 23/2723; G05D 23/00; G09F 13/22; G09F 9/53; G06F 1/1684; G06F 1/30; G06F 3/0362; G06F 3/038; H05B 33/0854; H05B 37/0218; H05K 5/0017; H05K 5/0243; H05K 5/00; H05K 5/03; H04M 2250/12; H04M 2250/22

See application file for complete search history.

(56) **References Cited**

U.S. PATENT DOCUMENTS

D506,689 S 6/2005 Backlund et al.
 D509,151 S 9/2005 Takach et al.
 D520,386 S 5/2006 Takach et al.
 D520,885 S 5/2006 Takach et al.
 D524,663 S 7/2006 Moore
 D525,154 S 7/2006 Moore
 D525,541 S 7/2006 Barton et al.
 D527,288 S 8/2006 Moore
 D527,658 S 9/2006 Moore
 D530,633 S 10/2006 Moore
 D531,526 S 11/2006 Barton et al.
 D531,527 S 11/2006 Moore
 D531,528 S 11/2006 Moore
 D533,793 S 12/2006 Moore
 D534,088 S 12/2006 Moore
 D534,443 S 1/2007 Moore
 D535,572 S 1/2007 Takach et al.

D535,573 S 1/2007 Barton et al.
 D536,271 S 2/2007 Moore
 D541,184 S 4/2007 Barton et al.
 D542,677 S 5/2007 Barton et al.
 D551,577 S 9/2007 Barton et al.
 D553,022 S 10/2007 McGuire et al.
 D556,060 S 11/2007 McGuire et al.
 D556,607 S 12/2007 Beland et al.
 D556,608 S 12/2007 Rhodes
 D556,609 S 12/2007 Rhodes
 RE40,190 E 4/2008 Takach et al.
 D578,026 S 10/2008 Roher et al.
 D580,801 S 11/2008 Takach et al.
 D582,800 S 12/2008 Comerford et al.
 D582,801 S 12/2008 Comerford et al.
 D582,802 S 12/2008 Branson et al.
 D582,803 S 12/2008 Comerford et al.
 D589,822 S 4/2009 Rhodes
 D590,730 S 4/2009 Simard et al.
 D596,964 S 7/2009 Wang et al.
 D610,027 S 2/2010 Li et al.
 D646,990 S 10/2011 Rhodes
 D655,210 S 3/2012 Narayanamurthy et al.
 D659,560 S 5/2012 Rhodes
 D662,837 S 7/2012 Morrow
 D662,838 S 7/2012 Morrow
 D662,839 S 7/2012 Morrow
 D662,840 S 7/2012 Morrow
 D663,224 S 7/2012 Morrow
 D666,508 S 9/2012 Beland et al.
 D666,509 S 9/2012 Beland et al.
 D666,510 S 9/2012 Beland et al.
 D667,740 S 9/2012 Leung
 D672,666 S 12/2012 Rhodes et al.
 D678,084 S 3/2013 Beland et al.
 D688,955 S 9/2013 Deligiannis et al.
 D699,130 S 2/2014 Rhodes et al.
 D705,095 S 5/2014 Steinberg et al.
 D715,165 S 10/2014 Deligiannis et al.
 D715,166 S 10/2014 Rhodes
 D720,633 S 1/2015 Novotny et al.
 D725,524 S 3/2015 Takach et al.
 D733,588 S * 7/2015 Cusell D10/50
 D733,589 S * 7/2015 Cusell D10/50
 D737,153 S 8/2015 Lombard et al.
 D750,980 S 3/2016 Takach et al.

* cited by examiner

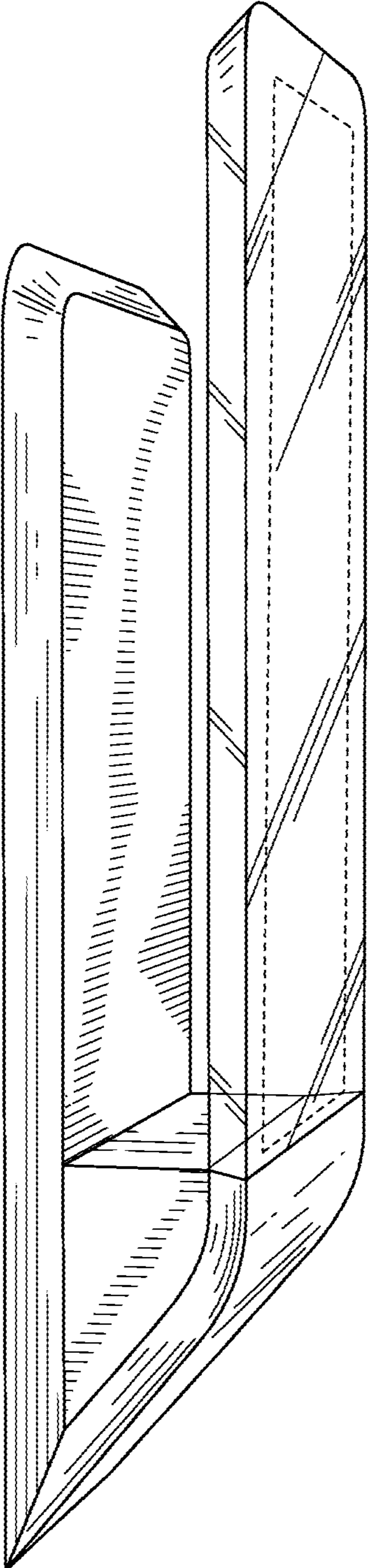


FIG. 1

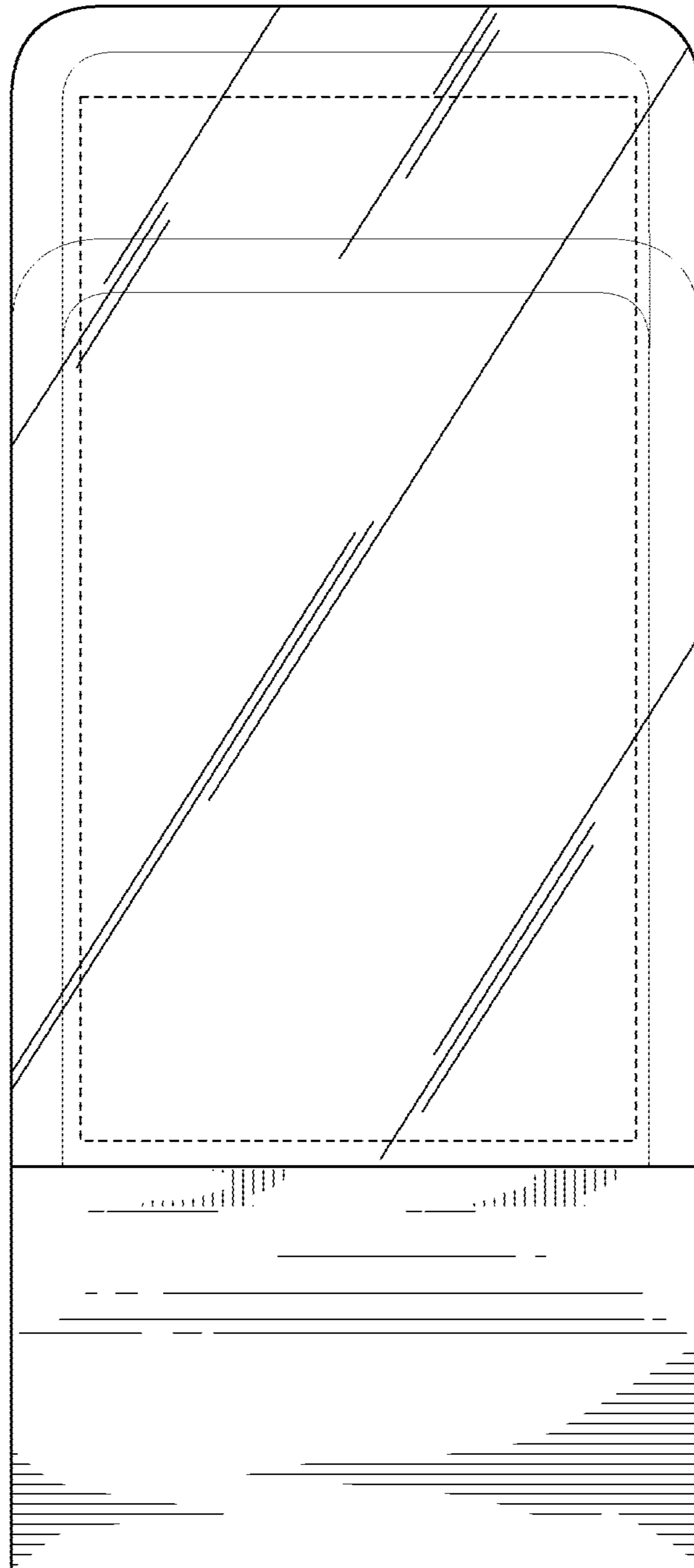


FIG. 2




FIG. 3

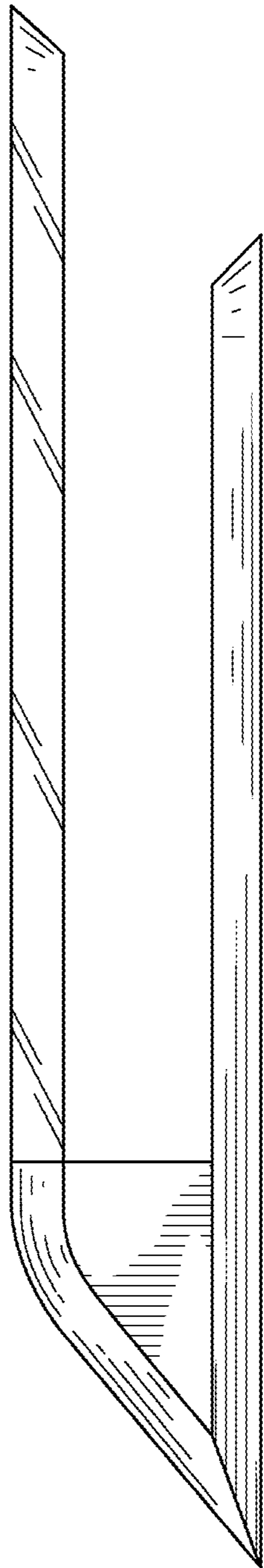


FIG. 4

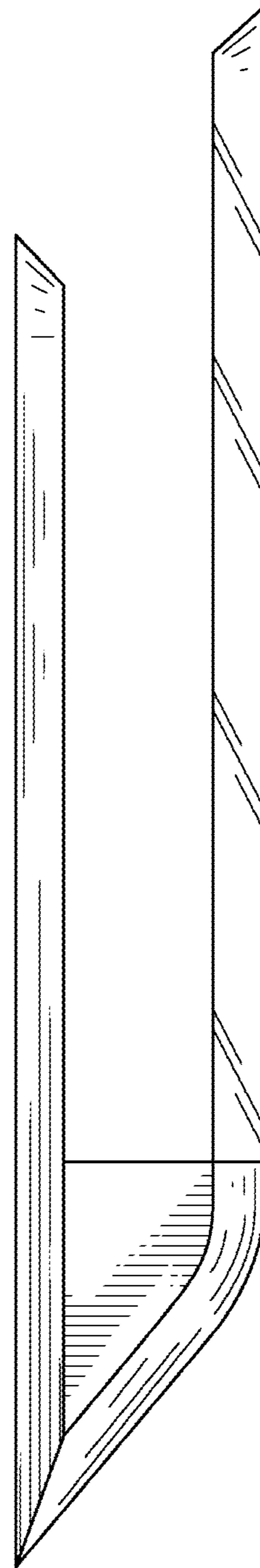


FIG. 5

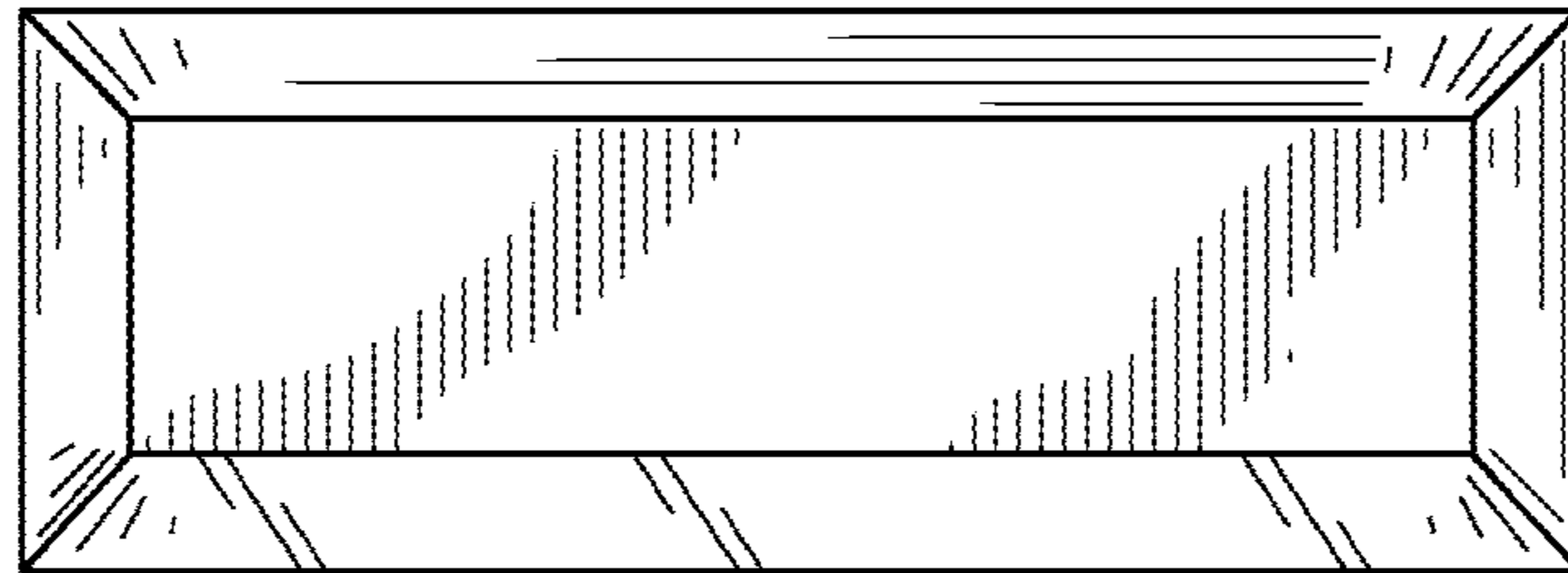


FIG. 6




FIG. 7

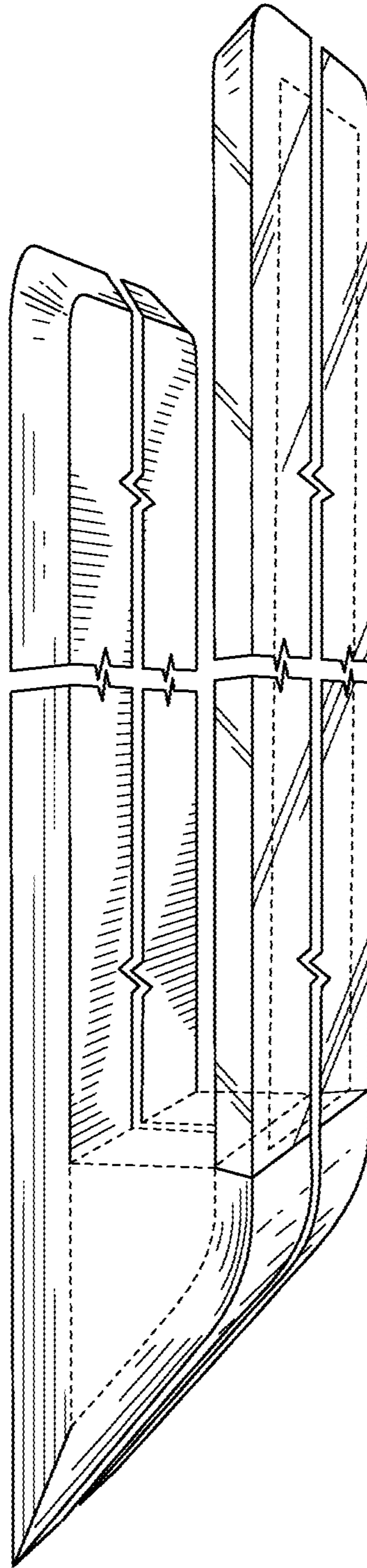


FIG. 8

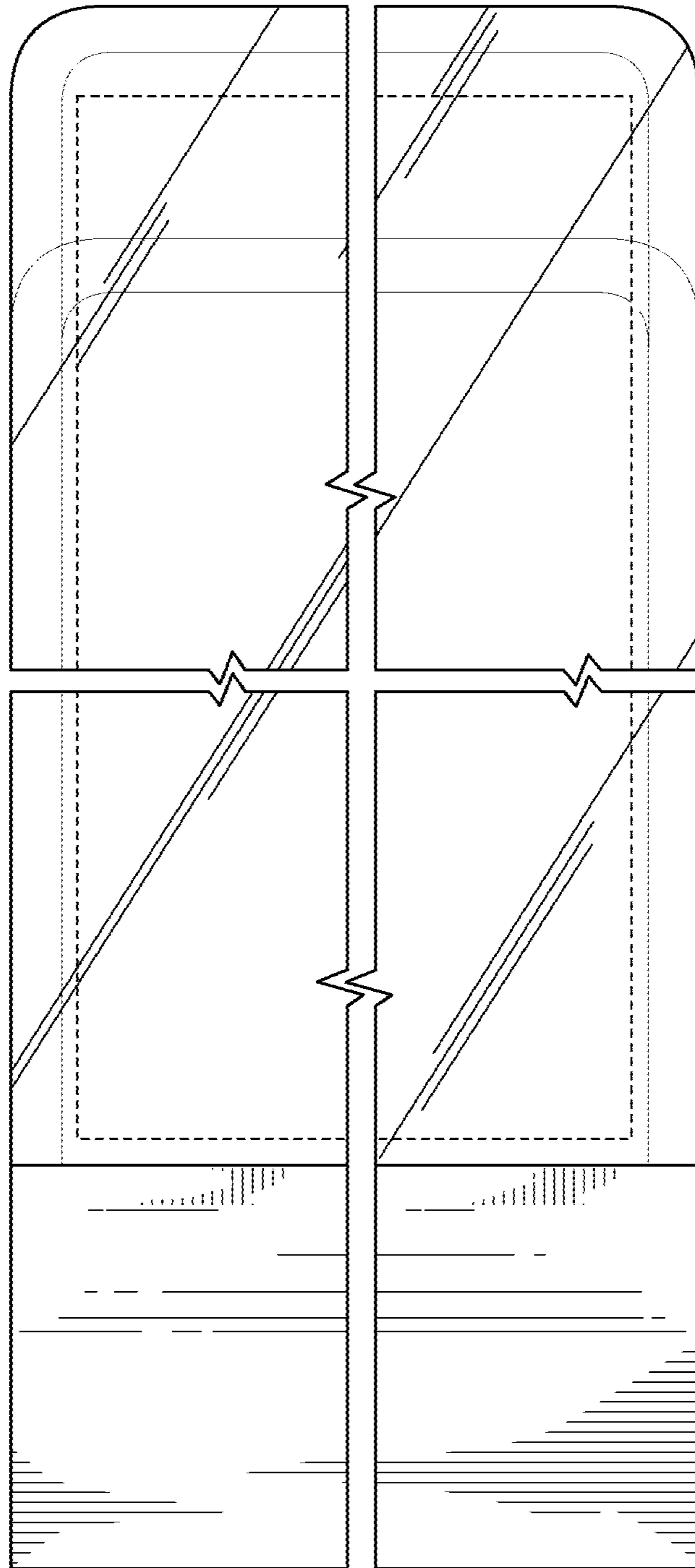


FIG. 9

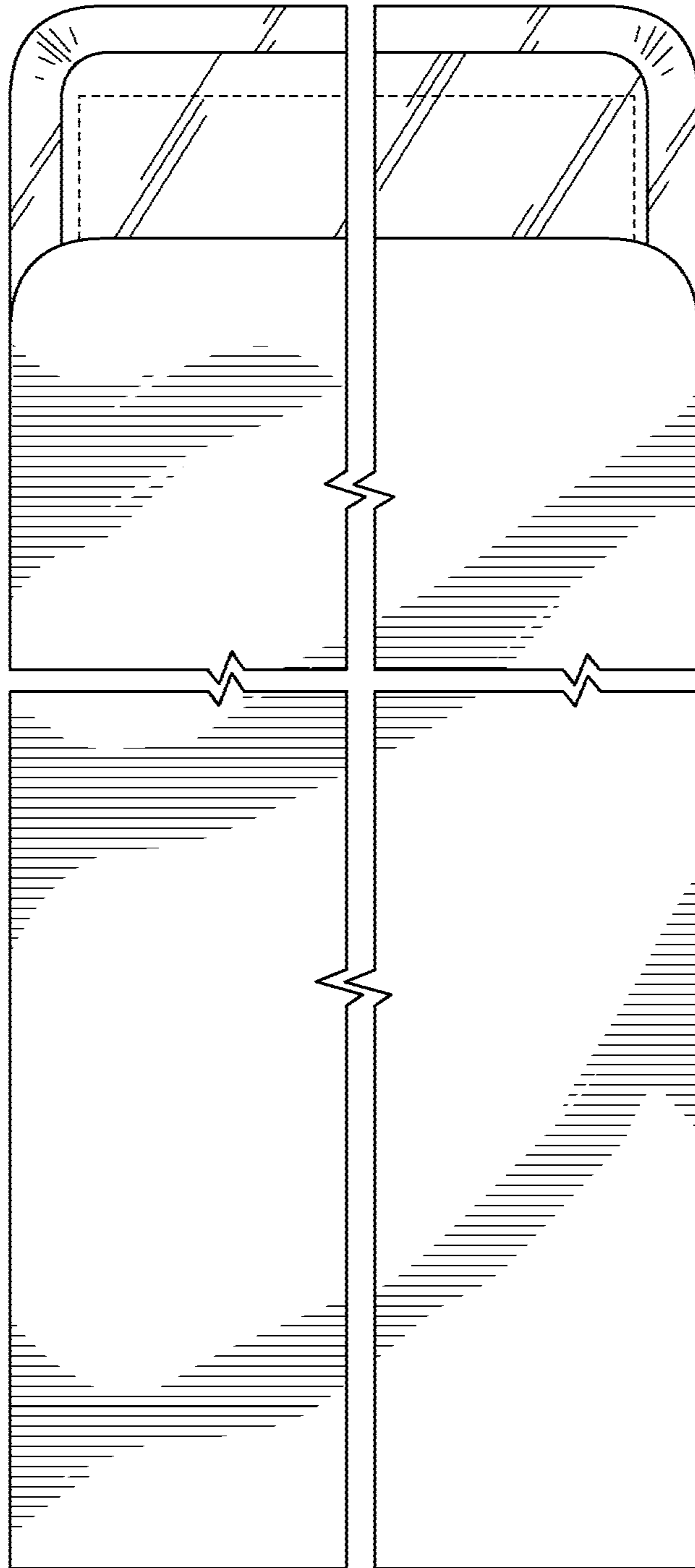


FIG. 10

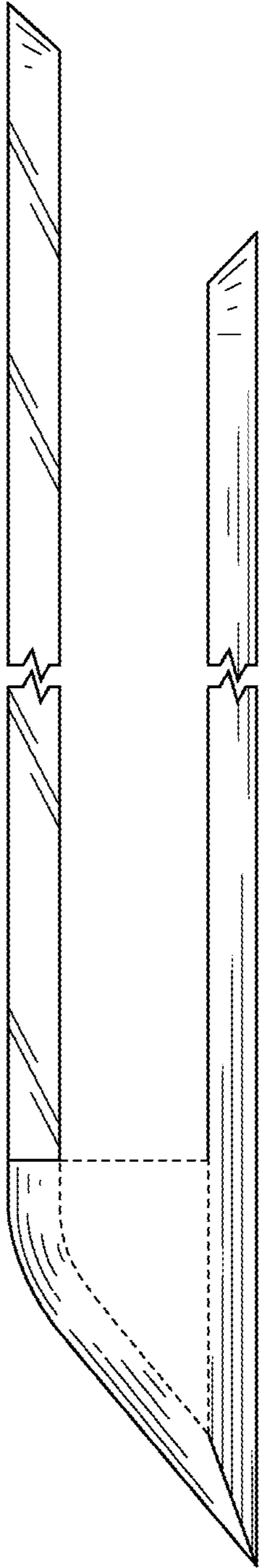


FIG. 11

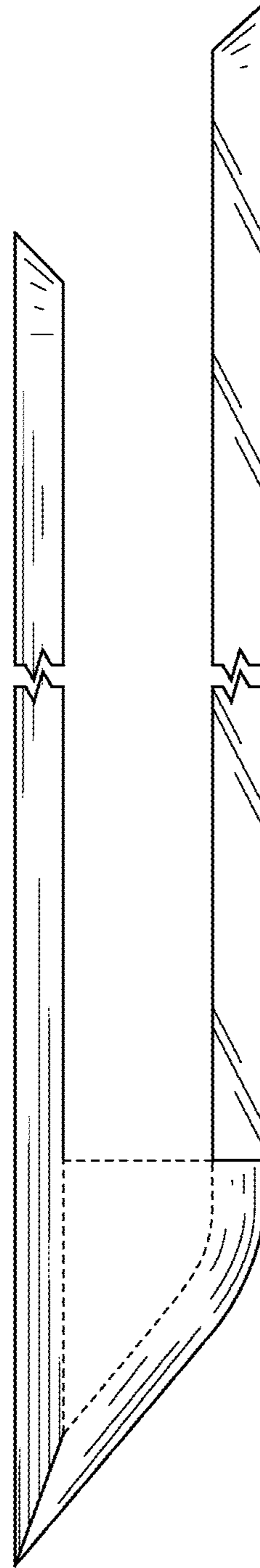


FIG. 12

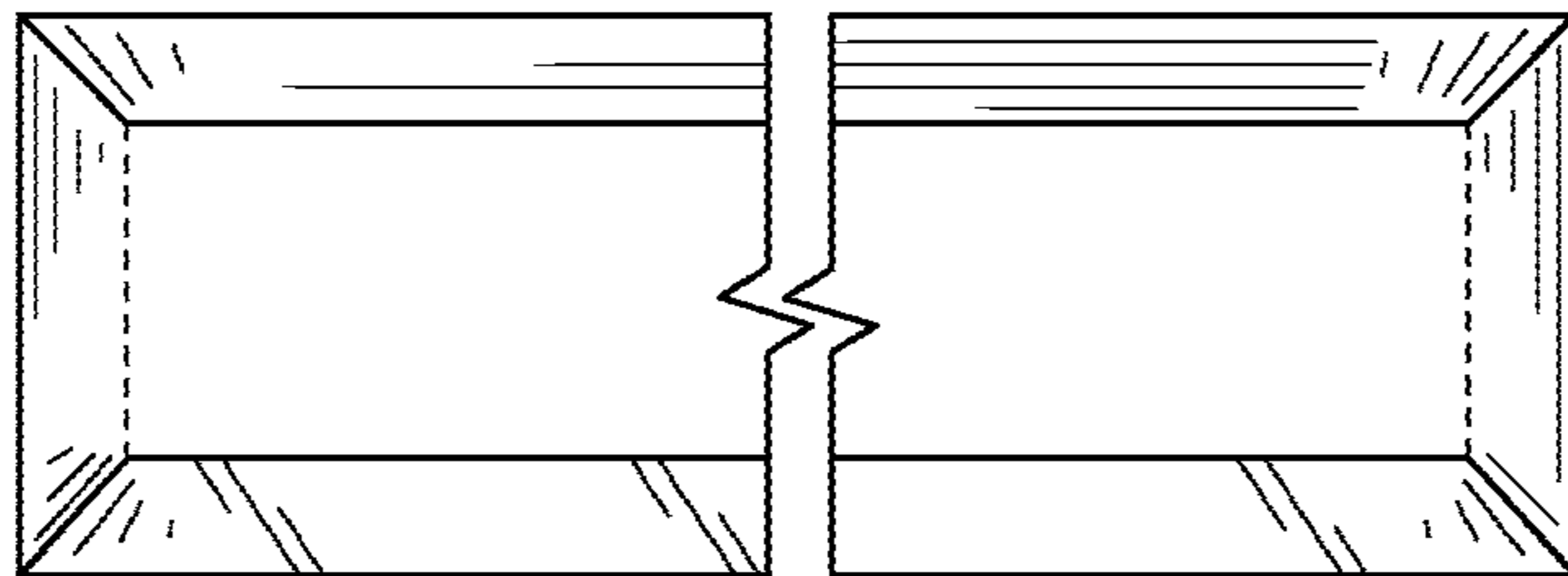


FIG. 13

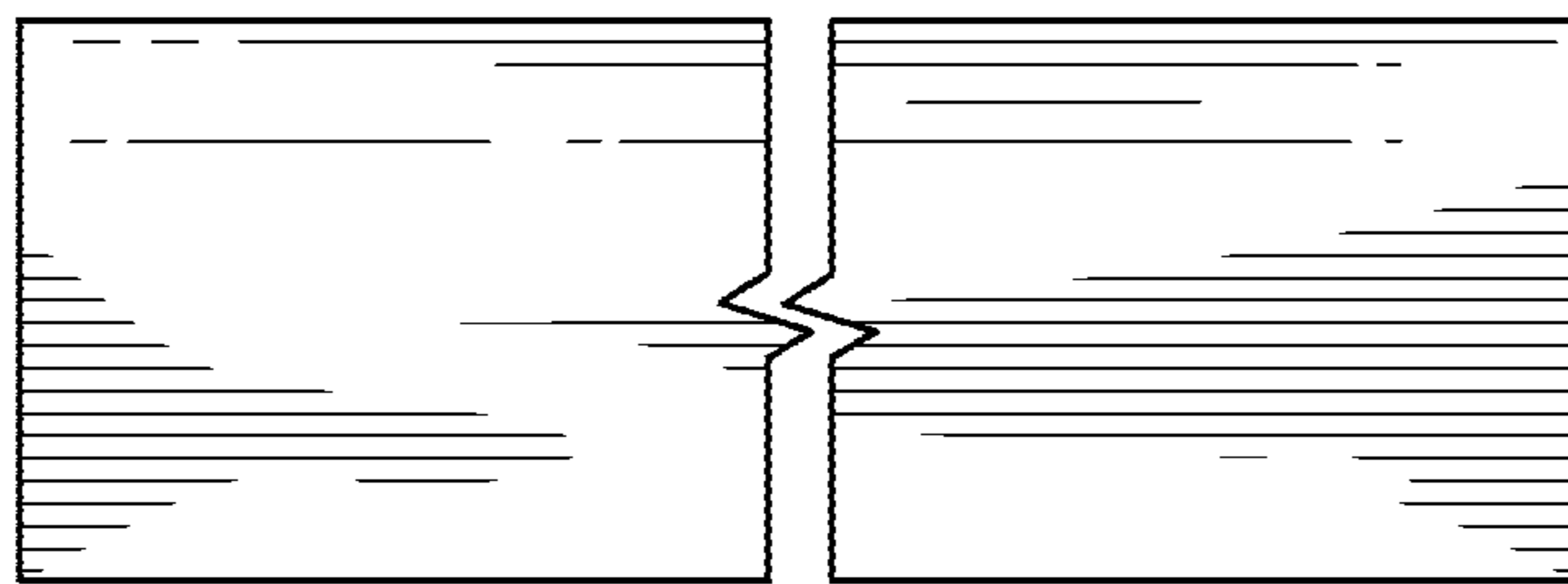


FIG. 14

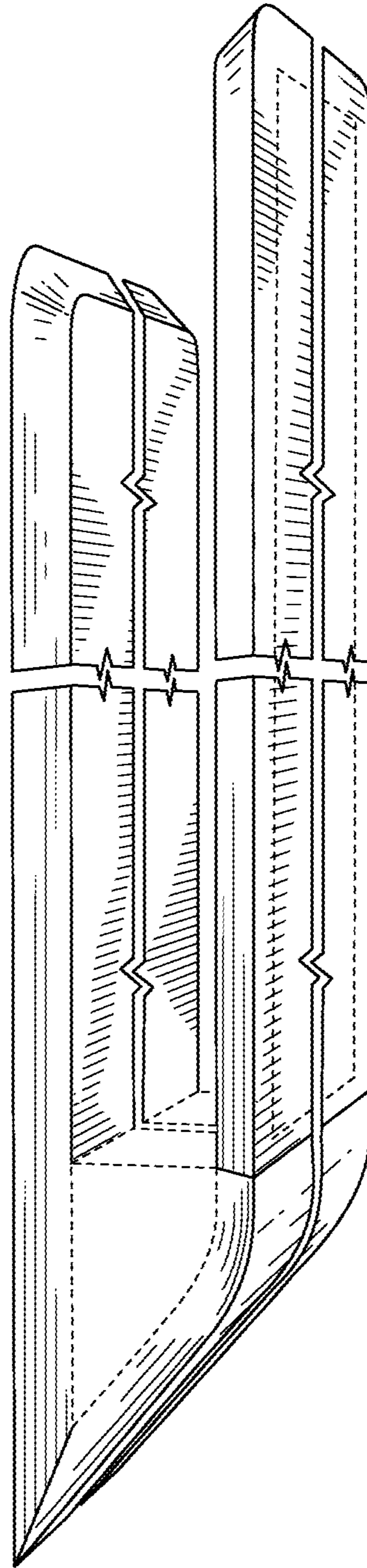


FIG. 15

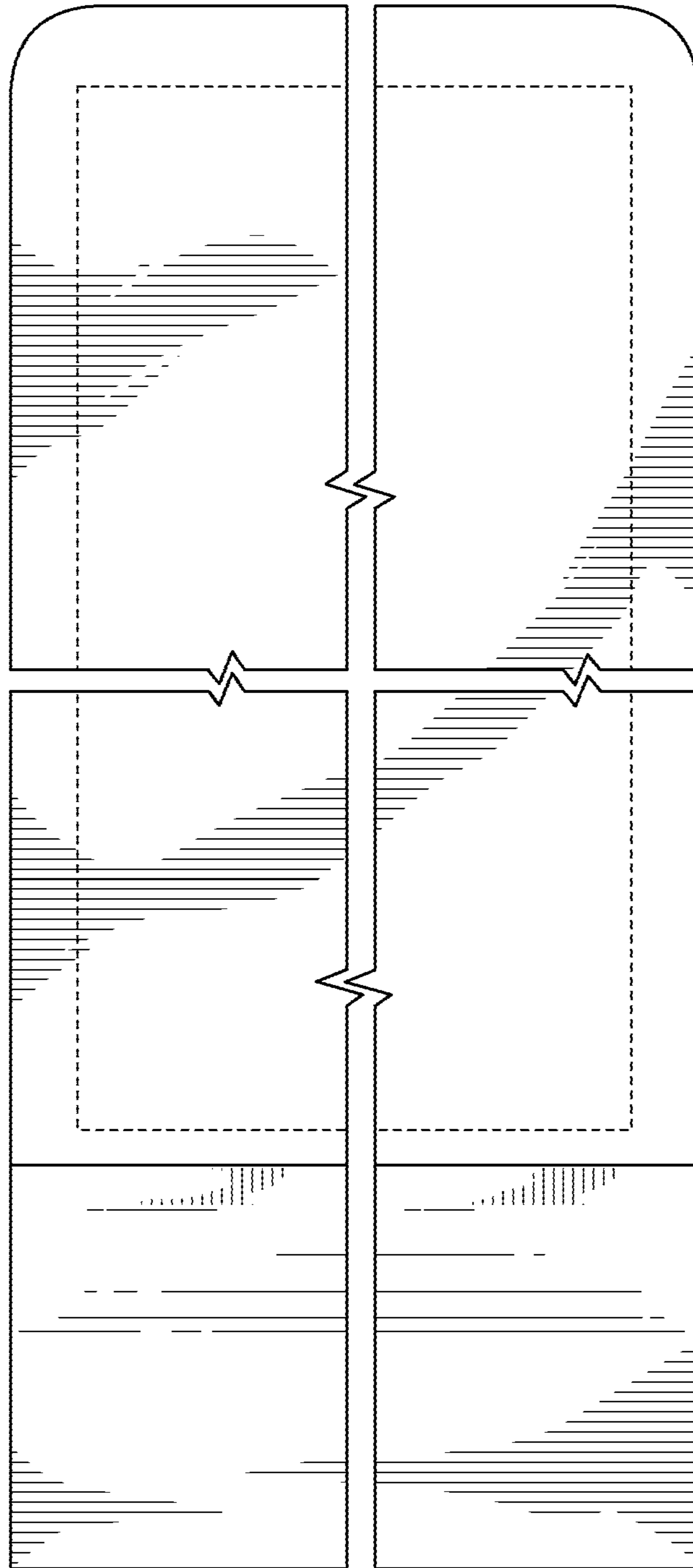


FIG. 16

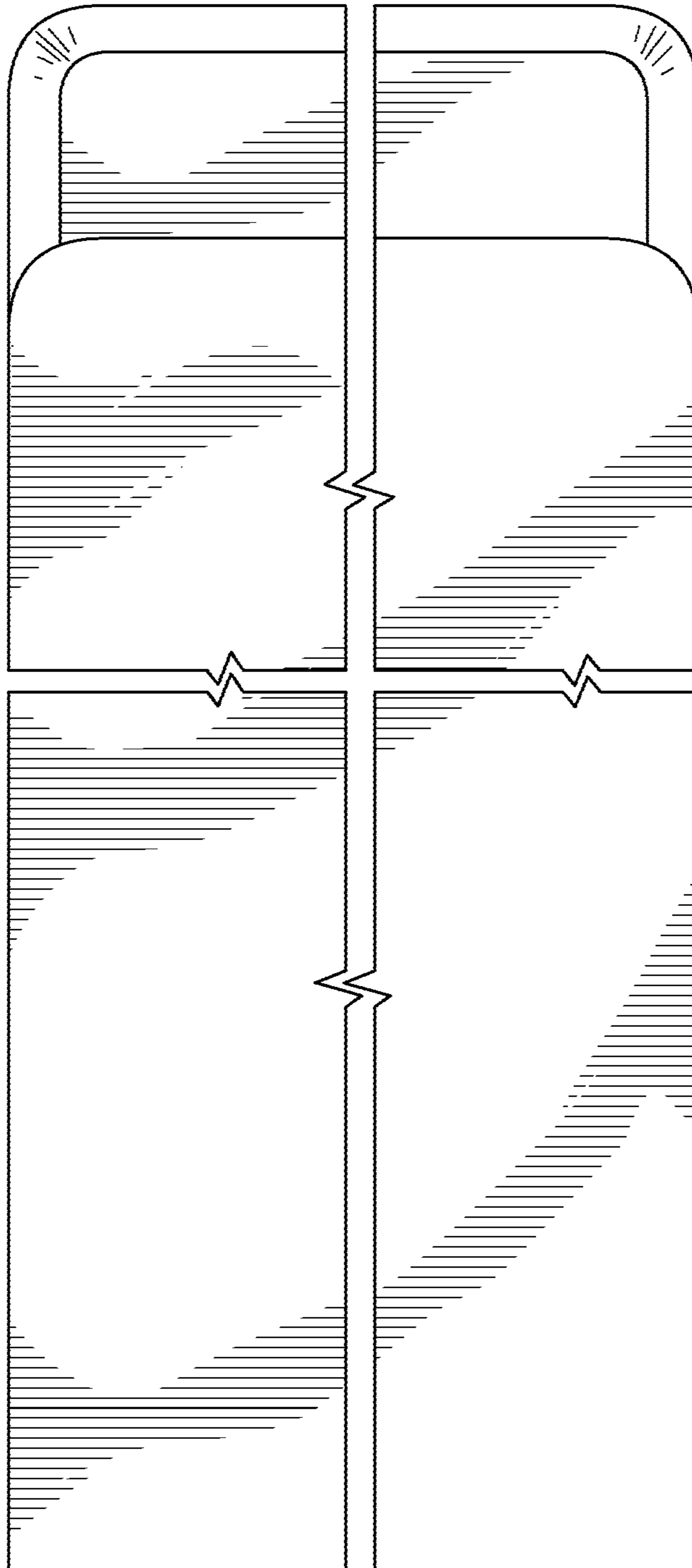


FIG. 17

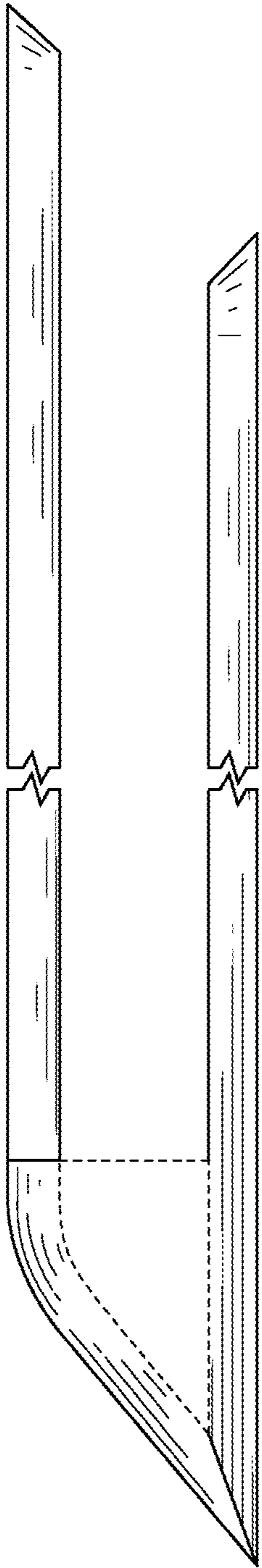


FIG. 18

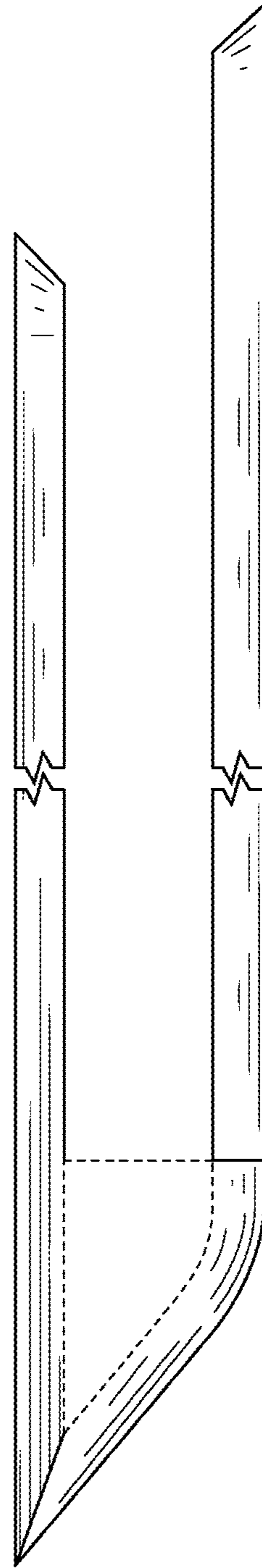


FIG. 19

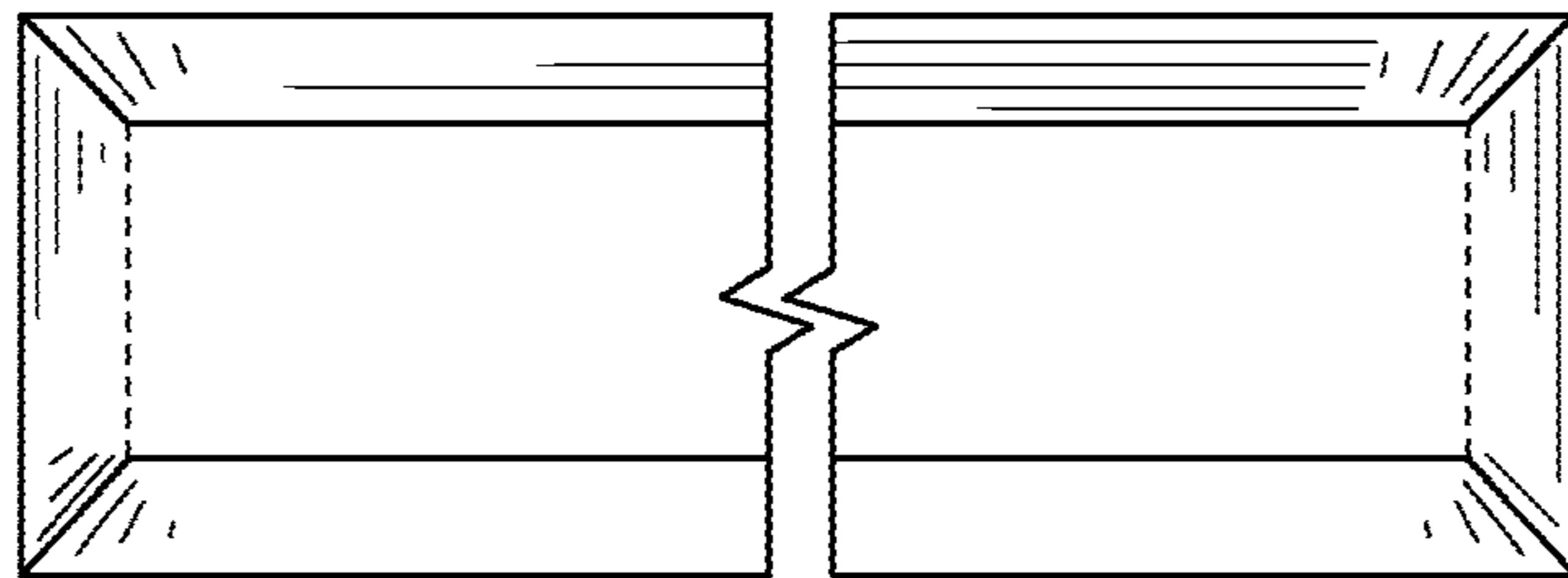


FIG. 20

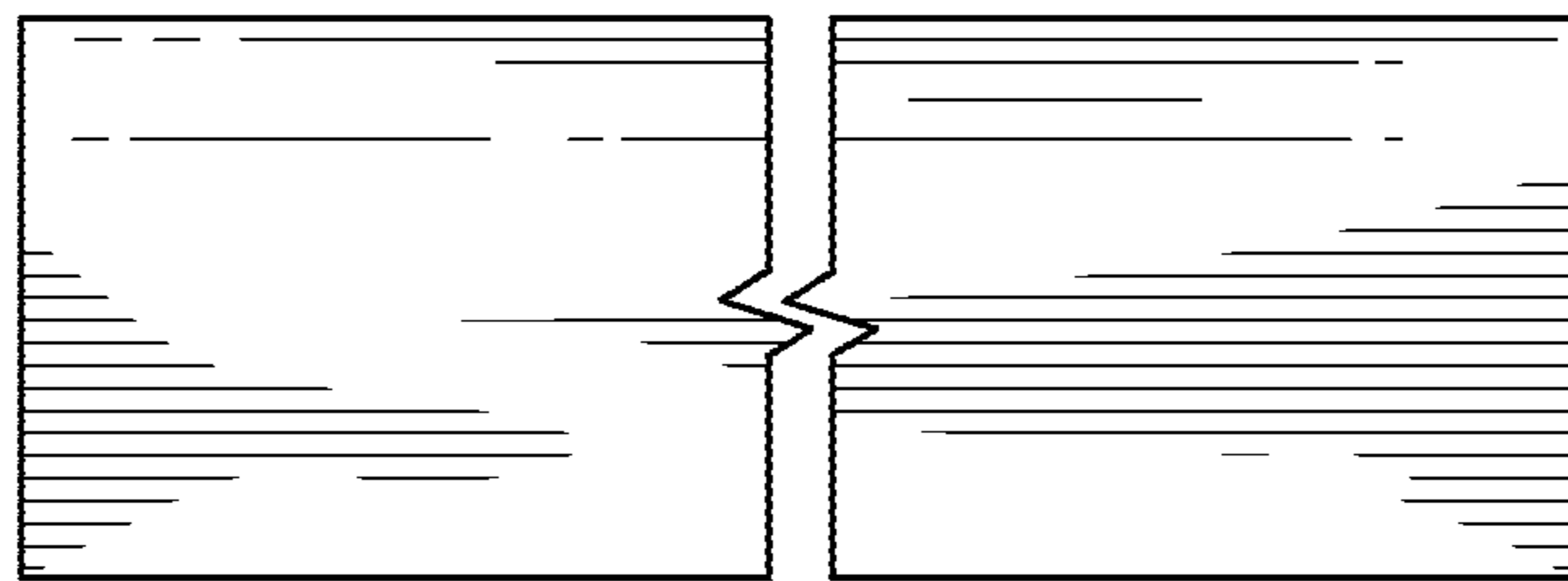


FIG. 21