



US00D814315S

(12) **United States Design Patent** (10) **Patent No.:** **US D814,315 S**  
**Bell** (45) **Date of Patent:** **\*\* Apr. 3, 2018**

(54) **FLAT BOTTOM POUCH WITH PARTIAL SIDE GUSSET AND SPOUT**

(71) Applicant: **Gary Michael Bell**, Crystal, MN (US)

(72) Inventor: **Gary Michael Bell**, Crystal, MN (US)

(\*\*) Term: **15 Years**

(21) Appl. No.: **29/591,810**

(22) Filed: **Jan. 24, 2017**

(51) **LOC (11) Cl. .... 09-05**

(52) **U.S. Cl.**  
USPC ..... **D9/708**

(58) **Field of Classification Search**  
USPC ..... D9/702-714, 443, 447, 499, 516-517,  
D9/523, 524, 526, 528, 530, 719, 572;  
D24/118, 207, 108; 383/6, 9, 22, 96,  
383/61.1, 80-81, 104, 901, 63, 203, 107,  
383/119-120, 123, 61.2, 44; 220/675,  
220/495.03, 200, 288; 215/381-385, 400,  
215/328, 316, 200, 217; 206/484;  
D3/202; 428/34.3, 35.2; 222/92, 215,  
222/95, 107; 604/408, 403, 415  
CPC ..... B65D 35/00; B65D 35/08; B65D 11/00;  
B65D 11/04; B65D 1/00; B65D 1/02;  
B65D 1/023; B65D 1/32; B65D 33/00;  
B65D 33/02; B65D 33/04; B65D 33/24  
See application file for complete search history.

5,059,036 A 10/1991 Richison et al.  
5,147,272 A 9/1992 Richison et al.  
5,254,073 A 10/1993 Richison et al.  
6,076,968 A 6/2000 Smith et al.  
6,244,747 B1 6/2001 Caudle  
6,293,073 B1 9/2001 Caudle  
D448,988 S 10/2001 Bell et al.  
D451,804 S 12/2001 Bell  
6,423,356 B2 7/2002 Richison et al.  
D463,266 S 9/2002 Zappa  
D484,972 S 1/2004 Steele, IV et al.  
6,912,825 B2 7/2005 Kothari  
D508,413 S 8/2005 Ueda  
7,018,099 B2 3/2006 Caudle  
D526,573 S 8/2006 Ueda  
D527,278 S 8/2006 Ueda  
D528,011 S 9/2006 Ueda  
D557,614 S 12/2007 Murray

(Continued)

**FOREIGN PATENT DOCUMENTS**

JP 2004256120 A 9/2004  
JP 2005008163 A 1/2005

*Primary Examiner* — Abraham Bahta  
(74) *Attorney, Agent, or Firm* — Barnes & Thornburg  
LLP; Jeffrey R. Stone

(57) **CLAIM**

The ornamental design for a flat bottom pouch with partial side gusset and spout, as shown and described.

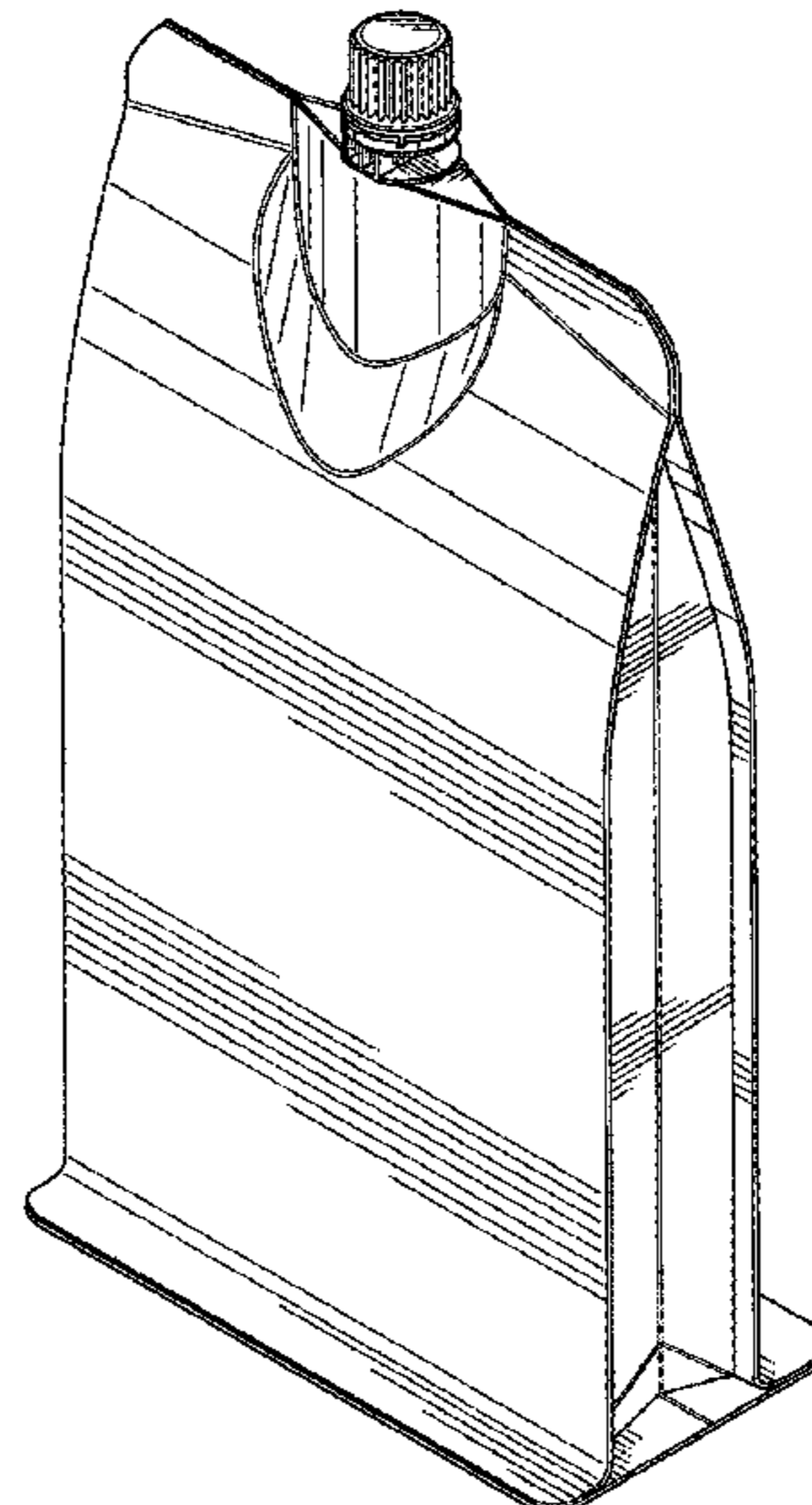
**DESCRIPTION**

FIG. 1 is a perspective view of the flat bottom pouch with partial side gusset and spout showing the design;  
FIG. 2 is a front view thereof, the rear view is a mirror image thereof;  
FIG. 3 is a right side view thereof, the left side view is a mirror image thereof;  
FIG. 4 is a top view thereof; and,  
FIG. 5 is a bottom view thereof.

**1 Claim, 3 Drawing Sheets**

(56) **References Cited**  
**U.S. PATENT DOCUMENTS**

716,151 A \* 12/1902 Bell ..... E05F 15/71  
49/121  
2,734,584 A 2/1956 Spooner  
4,898,477 A 2/1990 Cox et al.  
D307,385 S \* 4/1990 Kimura ..... 383/80  
4,974,732 A 12/1990 Sullivan et al.  
D318,795 S 8/1991 Christine



(56)

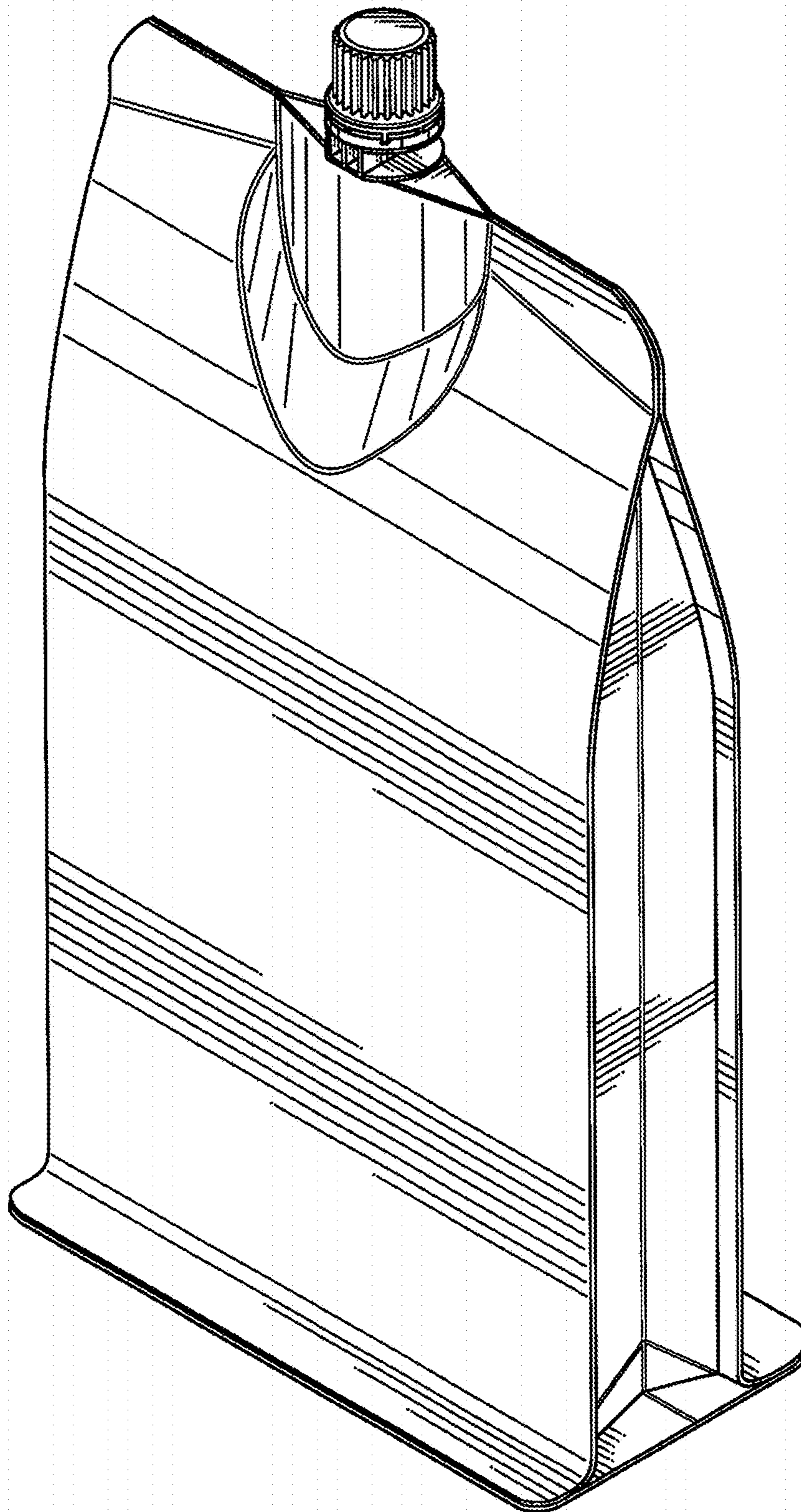
References Cited

U.S. PATENT DOCUMENTS

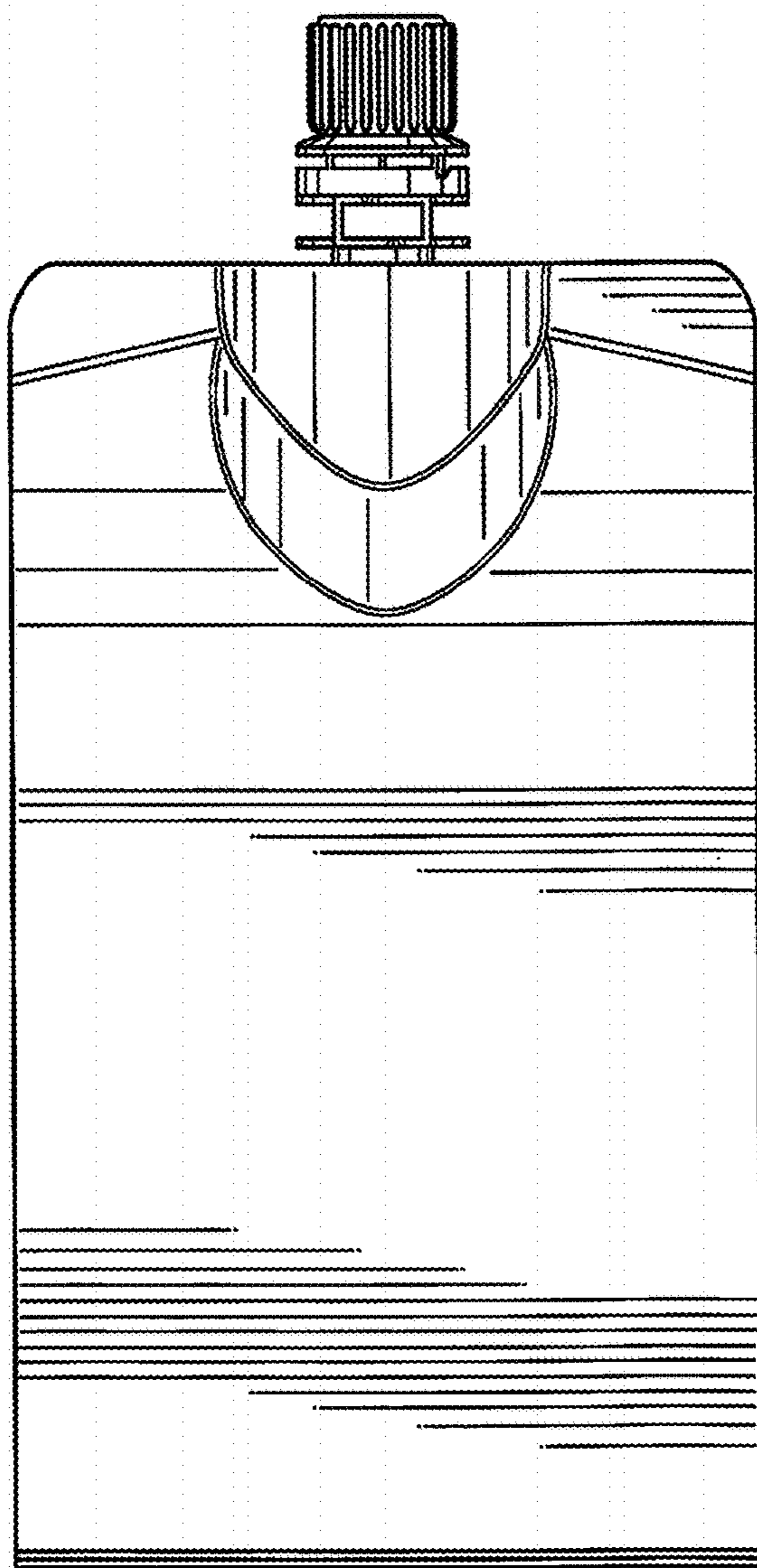
D560,122 S	1/2008	Fuchs et al.	
D571,672 S	6/2008	Murray	
D584,168 S	1/2009	Murray	
D594,752 S	6/2009	Medema et al.	
D598,299 S	8/2009	Isogai et al.	
D609,112 S	2/2010	Koyanagi	
D619,906 S *	7/2010	Carignan .....	D9/708
D628,087 S	11/2010	Schroeder et al.	
D628,902 S	12/2010	Schroeder et al.	
D642,933 S	8/2011	Schroeder et al.	
D656,038 S	3/2012	Molayem	
D658,075 S	4/2012	Umenaka	
D660,720 S	5/2012	Umenaka	
8,181,823 B2	5/2012	Fukuizumi et al.	
D667,313 S	9/2012	Hensen	
D674,707 S	1/2013	Berman	
D676,763 S	2/2013	Kenmotsu et al.	
D686,088 S	7/2013	Murray	
D686,089 S	7/2013	Murray	
D688,567 S	8/2013	Stronski	
D693,961 S	11/2013	Fish	
D703,064 S	4/2014	Warrington et al.	
D724,954 S *	3/2015	Niggemyer .....	D9/708
D727,748 S	4/2015	Murray	
D769,129 S	10/2016	Patterson et al.	
D772,075 S	11/2016	Bell	
D772,723 S	11/2016	Murray	
D790,362 S *	6/2017	Bell .....	D9/708
2008/0253696 A1	10/2008	Haas et al.	
2009/0028470 A1	1/2009	Murray	
2011/0064338 A1	3/2011	Surdziel	
2013/0008134 A1	1/2013	Kim et al.	

\* cited by examiner

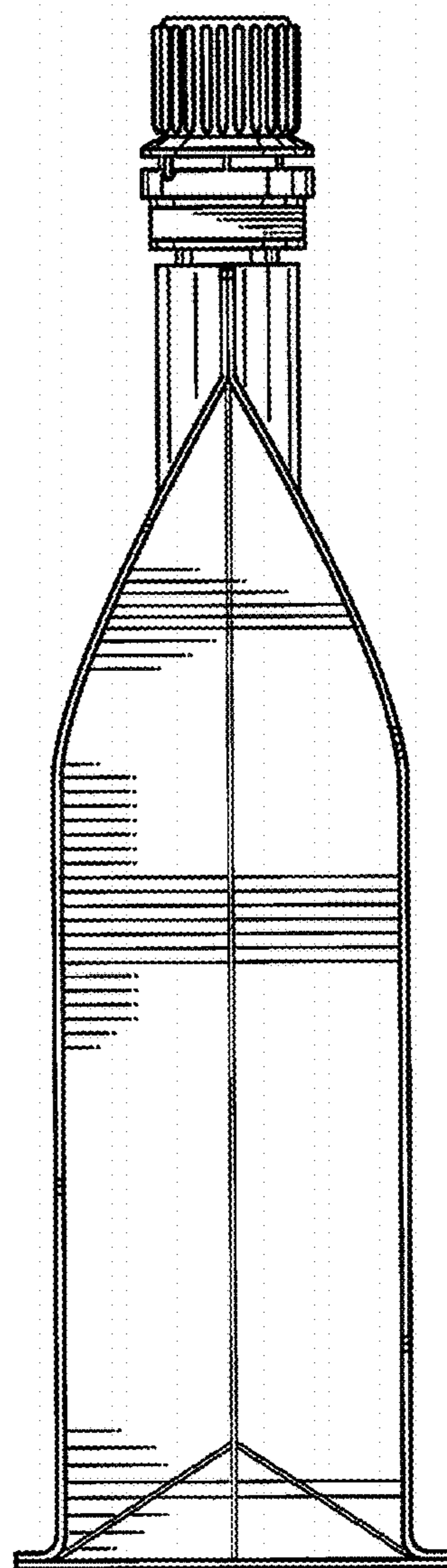
***Fig. 1***



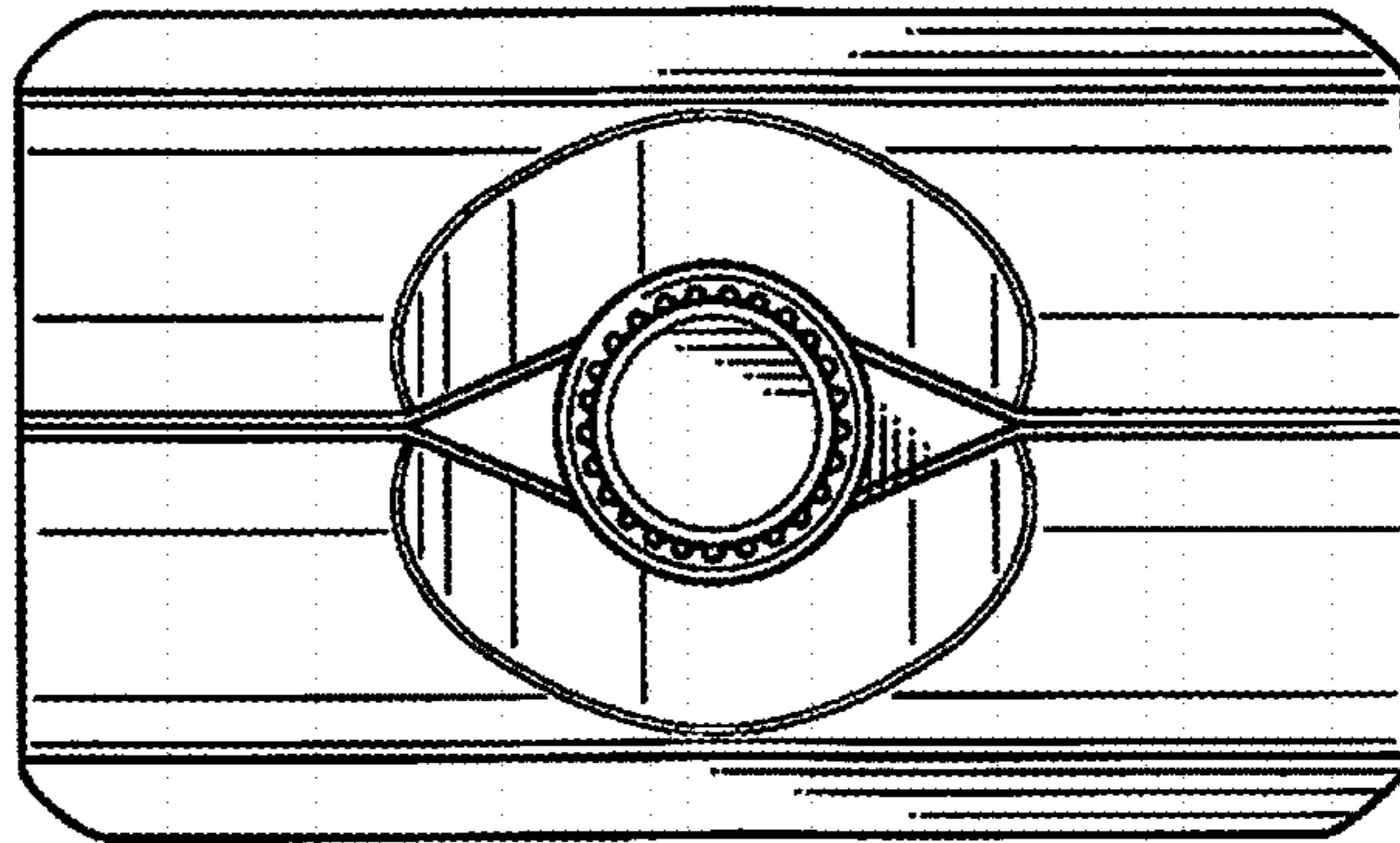
**Fig. 2**



**Fig. 3**



**Fig. 4**



**Fig. 5**

