



US00D814283S

(12) **United States Design Patent**
Shinbutsu et al.

(10) **Patent No.:** **US D814,283 S**
(45) **Date of Patent:** **** Apr. 3, 2018**

(54) **BOLT**

B60B 23/08; B60B 27/065; Y10S 411/91;
Y10S 411/914; Y10S 411/915; Y10T
70/5867

(71) Applicant: **FORM ROLL TECH CO., LTD.**,
Yamanashi (JP)

See application file for complete search history.

(72) Inventors: **Toshinaka Shinbutsu**, Ohtsuki (JP);
Teruie Takemasu, Suwa (JP); **Suichi**
Amano, Ohtsuki (JP)

(56) **References Cited**

U.S. PATENT DOCUMENTS

(73) Assignee: **FORM ROLL TECH CO., LTD.**,
Ohtsuki-shi (JP)

4,952,110 A * 8/1990 Avgoustis F16B 35/047
411/386
D418,048 S * 12/1999 Chan D8/387
D509,924 S * 9/2005 Chen D27/148
D584,137 S * 1/2009 Edge, Jr. D8/387
D604,600 S * 11/2009 Lesesky D8/387
D637,479 S * 5/2011 Matsubayashi D8/387
8,408,856 B2 * 4/2013 Ernst F16B 25/0031
411/371.2
D722,489 S * 2/2015 Yamazaki D8/387

(**) Term: **15 Years**

(21) Appl. No.: **35/501,130**

(22) Filed: **Dec. 21, 2015**

(Continued)

(80) **Hague Agreement Data**

Primary Examiner — Darlington Ly

Int. Filing Date: **Dec. 21, 2015**

(74) *Attorney, Agent, or Firm* — JCIPRNET

Int. Reg. No.: **DM/090379**

(57) **CLAIM**

Int. Reg. Date: **Dec. 21, 2015**

The ornamental design for a bolt, as shown and described.

Int. Reg. Pub. Date: **Jun. 24, 2016**

DESCRIPTION

(30) **Foreign Application Priority Data**

The file of this patent contains at least one reproduction/
photograph executed in color. Copies of this patent with
color reproduction(s)/photograph(s) will be provided by the
Office upon request and payment of the necessary fee.

Jun. 30, 2015 (JP) 2015-14489

Jun. 30, 2015 (JP) 2015-14490

Jun. 30, 2015 (JP) 2015-14491

(51) **LOC (11) Cl.** **08-08**

(52) **U.S. Cl.**
USPC **D8/387**

(58) **Field of Classification Search**

USPC D8/382, 387, 388, 391, 393, 397, 399;
D12/202, 207, 208, 213, 223, 400


CPC F16B 23/00; F16B 35/04; F16B 35/06;
F16B 37/00; F16B 37/14; F16B 37/145;

F16B 41/00; F16B 41/002; F16B 41/005;

B60B 3/16; B60B 3/165; B60B 23/06;

1.7 is a bottom plan elevational view thereof.
The red colored showing of the hexagonal cap illustrates
portions of the bolt and forms no part of the claimed design.

1 Claim, 7 Drawing Sheets
(7 of 7 Drawing Sheet(s) Filed in Color)




(56)

References Cited

U.S. PATENT DOCUMENTS


D760,582 S *	7/2016	Muzic	D8/387
D770,065 S *	10/2016	Tittle	D26/24
D779,930 S *	2/2017	Chen	D8/387
D787,924 S *	5/2017	Baiz	D8/387
2006/0291978 A1 *	12/2006	Panasik	F16B 23/0092 411/378

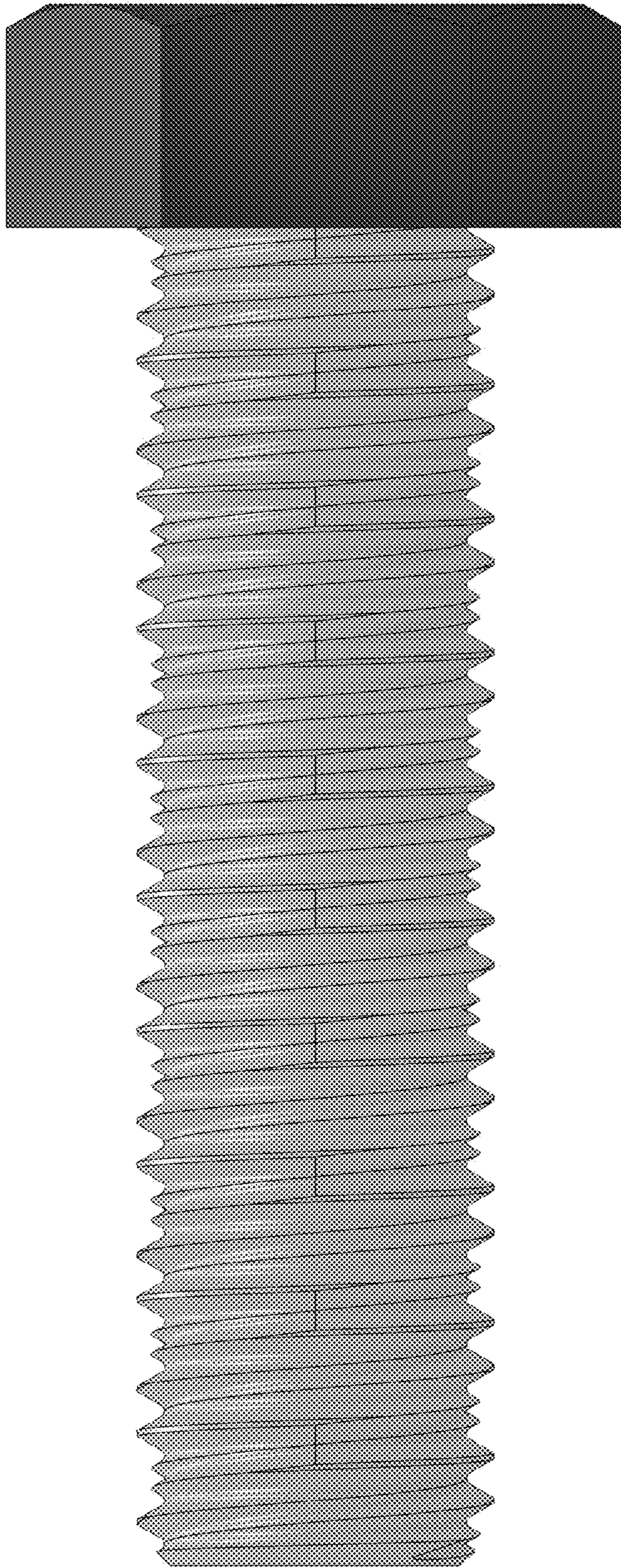
* cited by examiner



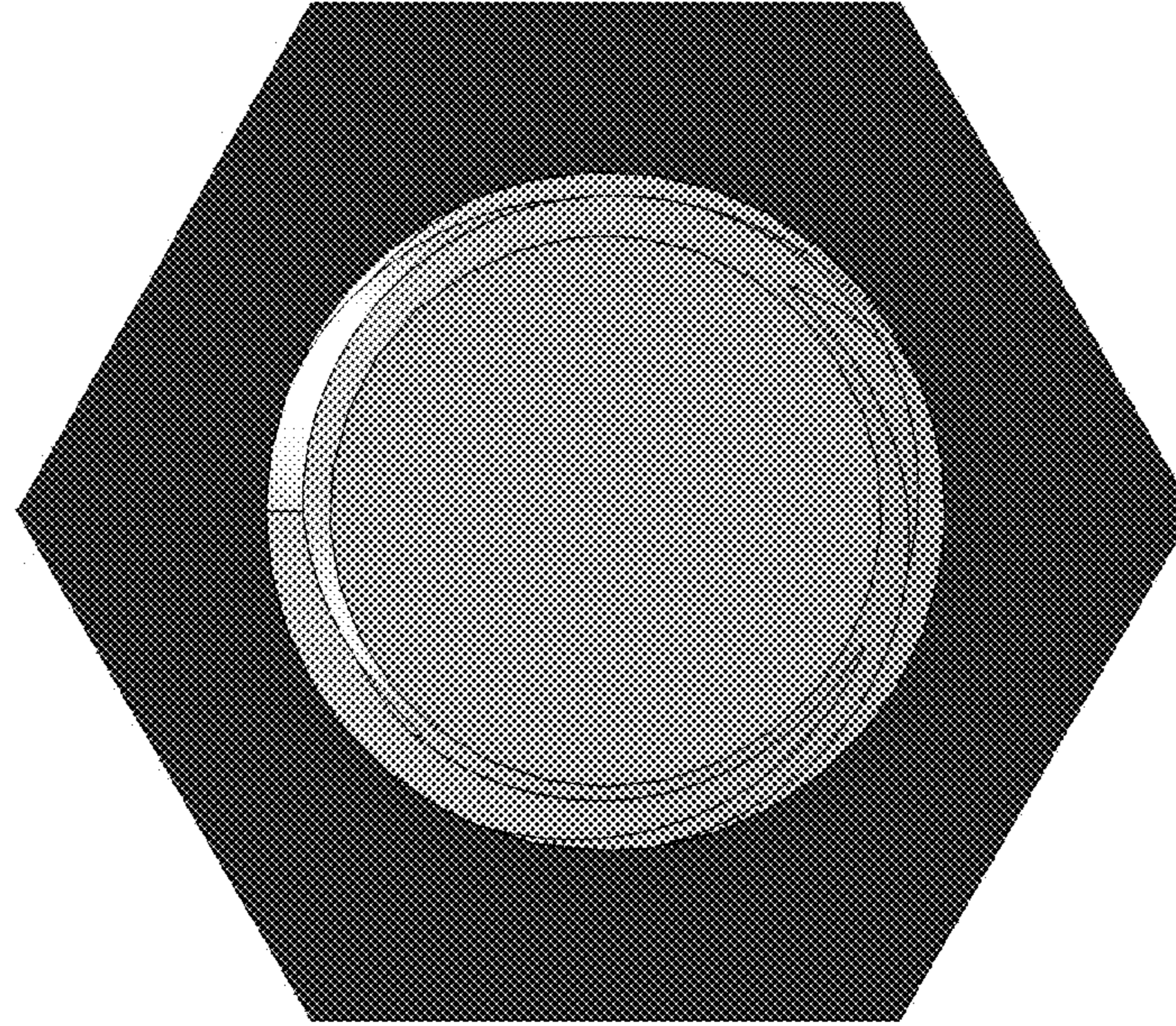
1.1

1.2






1.3




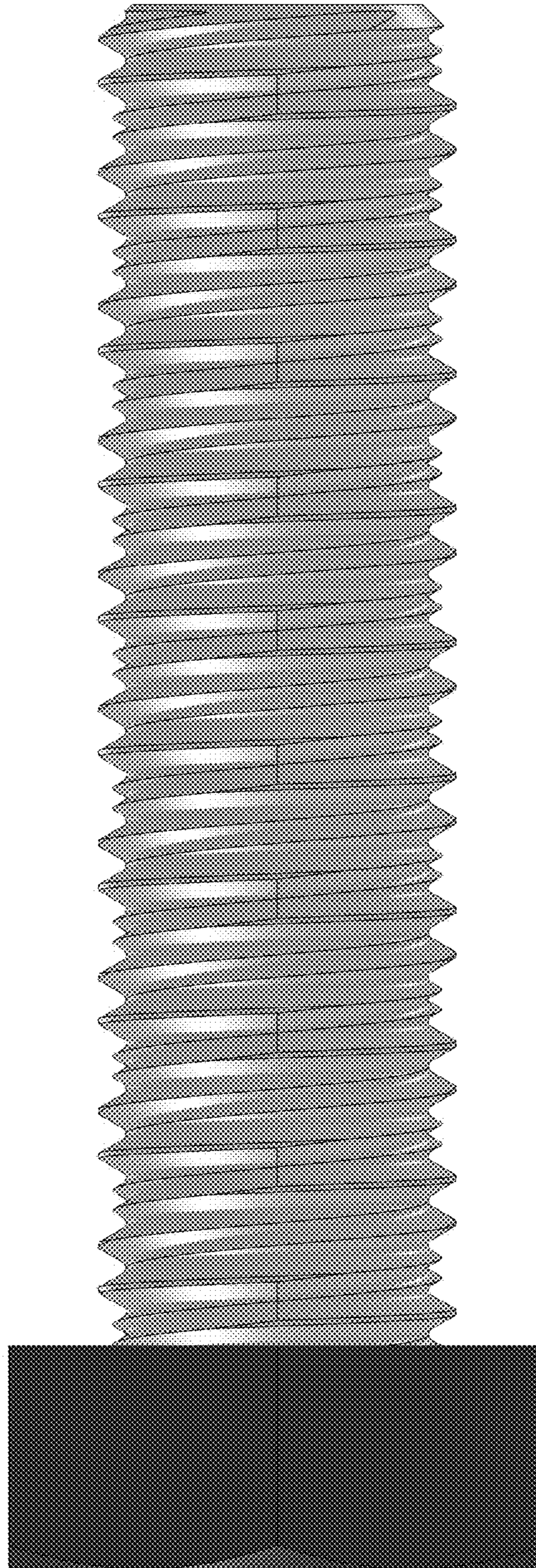
1.4



1.5

1.6





1.7