



US00D814269S

(12) **United States Design Patent**
Veilleux

(10) **Patent No.:** **US D814,269 S**

(45) **Date of Patent:** **** *Apr. 3, 2018**

(54) **CABLE TENSIONER**

(71) Applicant: **David Veilleux**, Stillwater, MN (US)

(72) Inventor: **David Veilleux**, Stillwater, MN (US)

(*) Notice: This patent is subject to a terminal disclaimer.

(**) Term: **14 Years**

(21) Appl. No.: **29/443,763**

(22) Filed: **Jan. 22, 2013**

(51) **LOC (11) Cl.** **09-06**

(52) **U.S. Cl.**
USPC **D8/356**

(58) **Field of Classification Search**
USPC D8/356, 354, 349, 499, 383, 395, 396;
439/207, 208, 209, 210, 211, 445, 446,
439/447; 248/68.1, 49, 74.4; 385/59,
385/137; 604/179, 174, 93.01, 48, 19;
D13/154

See application file for complete search history.

(56) **References Cited**

U.S. PATENT DOCUMENTS

D443,858 S *	6/2001	Treiger et al.	D13/133
6,709,100 B2 *	3/2004	Kalbach	351/156
D607,830 S *	1/2010	Shaw	D13/151
D608,294 S *	1/2010	Shaw	D13/151
D608,353 S *	1/2010	Tsai	D14/228
D614,584 S *	4/2010	Neitzel et al.	D13/156

D626,091 S *	10/2010	Neitzel et al.	D13/156
D642,989 S *	8/2011	Montena et al.	D13/156
D643,335 S *	8/2011	Pontaoe	D11/221
D645,022 S *	9/2011	Lee et al.	D14/205
D661,256 S *	6/2012	Shawgo	D13/151
D675,985 S *	2/2013	Izen et al.	D13/133
D678,199 S *	3/2013	Izen et al.	D13/133
D679,660 S *	4/2013	Haberek et al.	D13/151
D680,963 S *	4/2013	Purdy	D13/151

* cited by examiner

Primary Examiner — Cynthia Underwood

(74) *Attorney, Agent, or Firm* — Italia IP; James A. Italia

(57) **CLAIM**

The ornamental design for a cable tensioner, as shown and described.

DESCRIPTION

FIG. 1 is a perspective view of a cable tensioner, showing my new design;

FIG. 2 is a front elevational view of the cable tensioner shown in FIG. 1, the left, right, and rear views are identical; FIG. 3 is a top plan view of the cable tensioner shown in FIG. 1;

FIG. 4 is a bottom plan view of the cable tensioner shown in FIG. 1; and,

FIG. 5 is a perspective view of the cable tensioner of FIG. 1 shown in its environment.

The broken lines represent portions of the structure that forms no part of the claim. The contour lines do not indicate highlight or gloss.

1 Claim, 2 Drawing Sheets






FIG. 1




FIG. 2

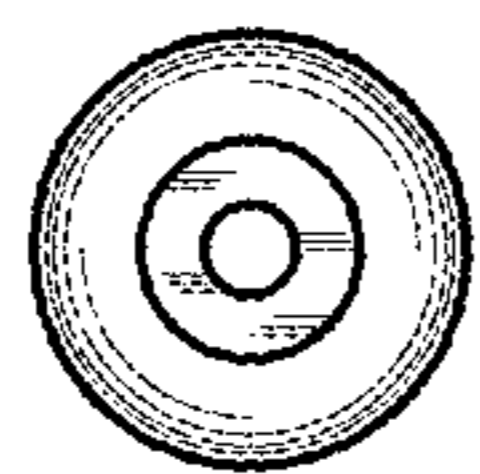


FIG. 3

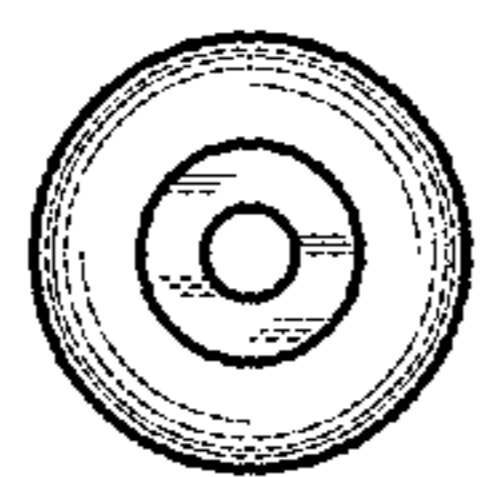


FIG. 4




FIG. 5