



US00D814244S

(12) **United States Design Patent**  
**Hartley**

(10) **Patent No.:** **US D814,244 S**

(45) **Date of Patent:** **\*\* Apr. 3, 2018**

(54) **CHAMPAGNE BUCKET**

(71) Applicant: **Robert Welch Designs Ltd.**, Chipping,  
Campden, Gloucestershire (GB)

(72) Inventor: **Matthew Hartley**, Evesham (GB)

(73) Assignee: **ROBERT WELCH DESIGNS LTD.**,  
Chipping, Campden, Gloucestershire  
(GB)

(\*\*) Term: **15 Years**

(21) Appl. No.: **29/605,777**

(22) Filed: **May 30, 2017**

(30) **Foreign Application Priority Data**

Jan. 12, 2017 (EM) ..... 003620517-0002

(51) **LOC (11) Cl.** ..... **07-01**

(52) **U.S. Cl.**  
USPC ..... **D7/603**

(58) **Field of Classification Search**  
USPC ..... D7/603-605, 601, 602, 629, 630, 584,  
D7/586, 587  
CPC . A47G 19/2288; F25D 3/08; F25D 2331/808;  
A45C 11/20  
See application file for complete search history.

(56) **References Cited**

**U.S. PATENT DOCUMENTS**

3,009,599 A \* 11/1961 Schier ..... A47G 19/30  
206/565  
D285,515 S \* 9/1986 Papciak ..... D24/119

5,090,213 A \* 2/1992 Glassman ..... A47G 19/2288  
62/457.2  
D438,430 S \* 3/2001 Gabrhel ..... D7/509  
D490,274 S \* 5/2004 Irvine ..... D7/523  
D538,599 S \* 3/2007 Miller ..... D7/586  
D540,623 S \* 4/2007 Schreiber-Pethan ..... D7/584  
D543,788 S \* 6/2007 Hong ..... D7/603  
D556,501 S \* 12/2007 Stewart ..... A23G 1/0076  
D7/354  
D634,165 S \* 3/2011 Yang ..... D7/603  
D656,792 S \* 4/2012 Sink ..... D7/318  
D657,628 S \* 4/2012 Sink ..... D7/318  
D710,652 S \* 8/2014 Marzotto ..... D7/602

\* cited by examiner

*Primary Examiner* — Terry A Wallace

(74) *Attorney, Agent, or Firm* — MacMillan, Sobanski &  
Todd, LLC

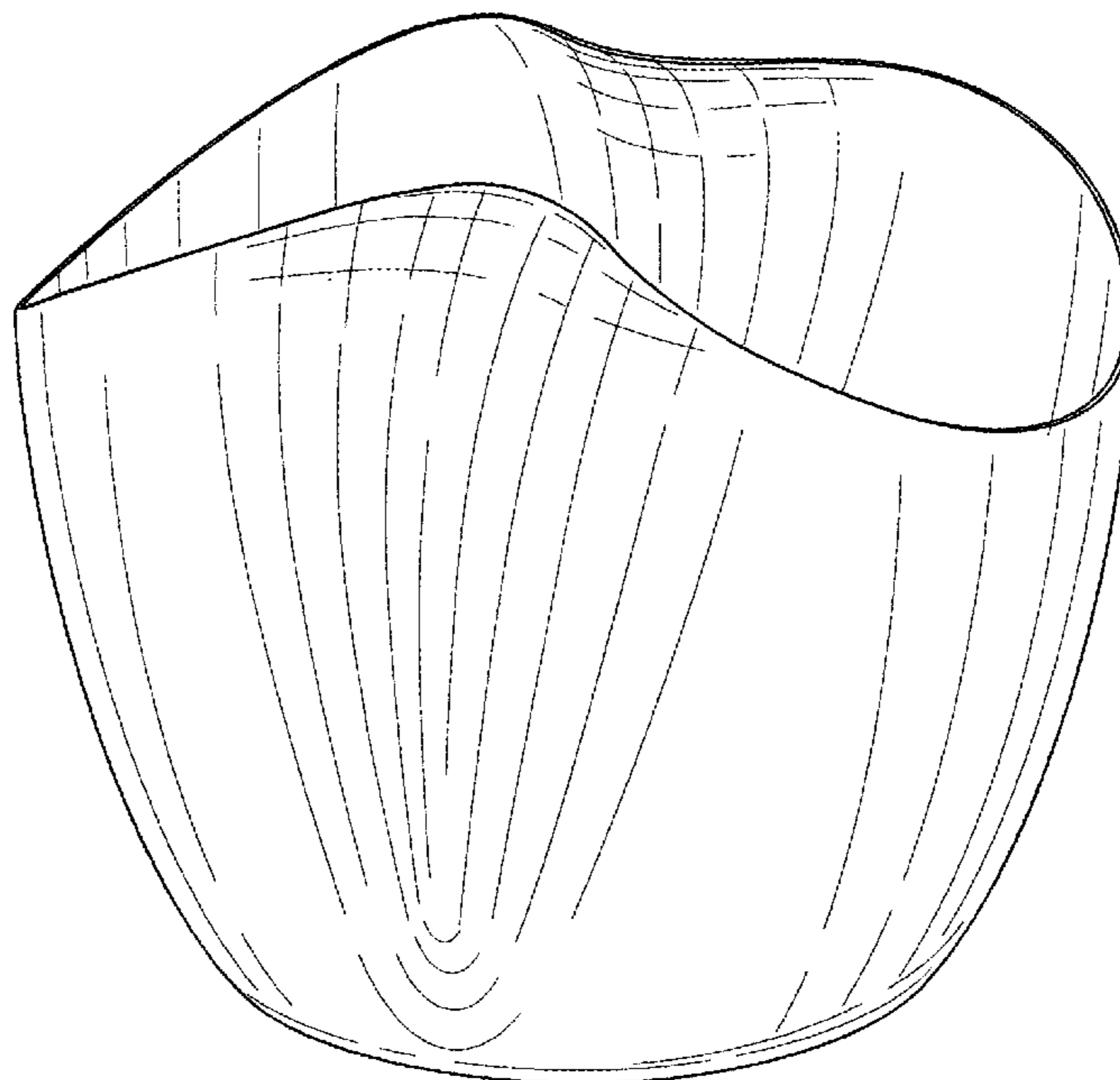
(57) **CLAIM**

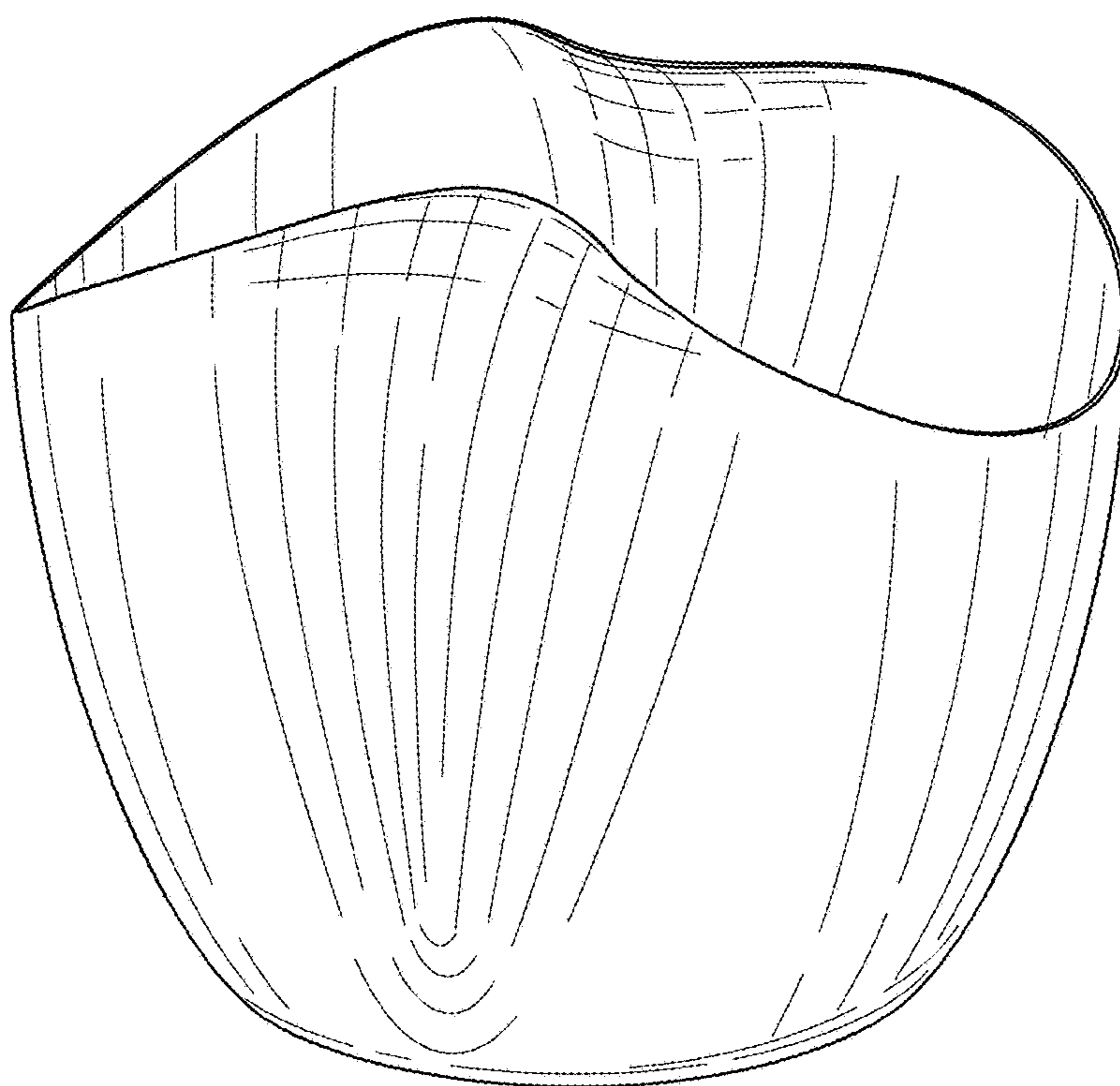
The ornamental design for a champagne bucket, as shown.

**DESCRIPTION**

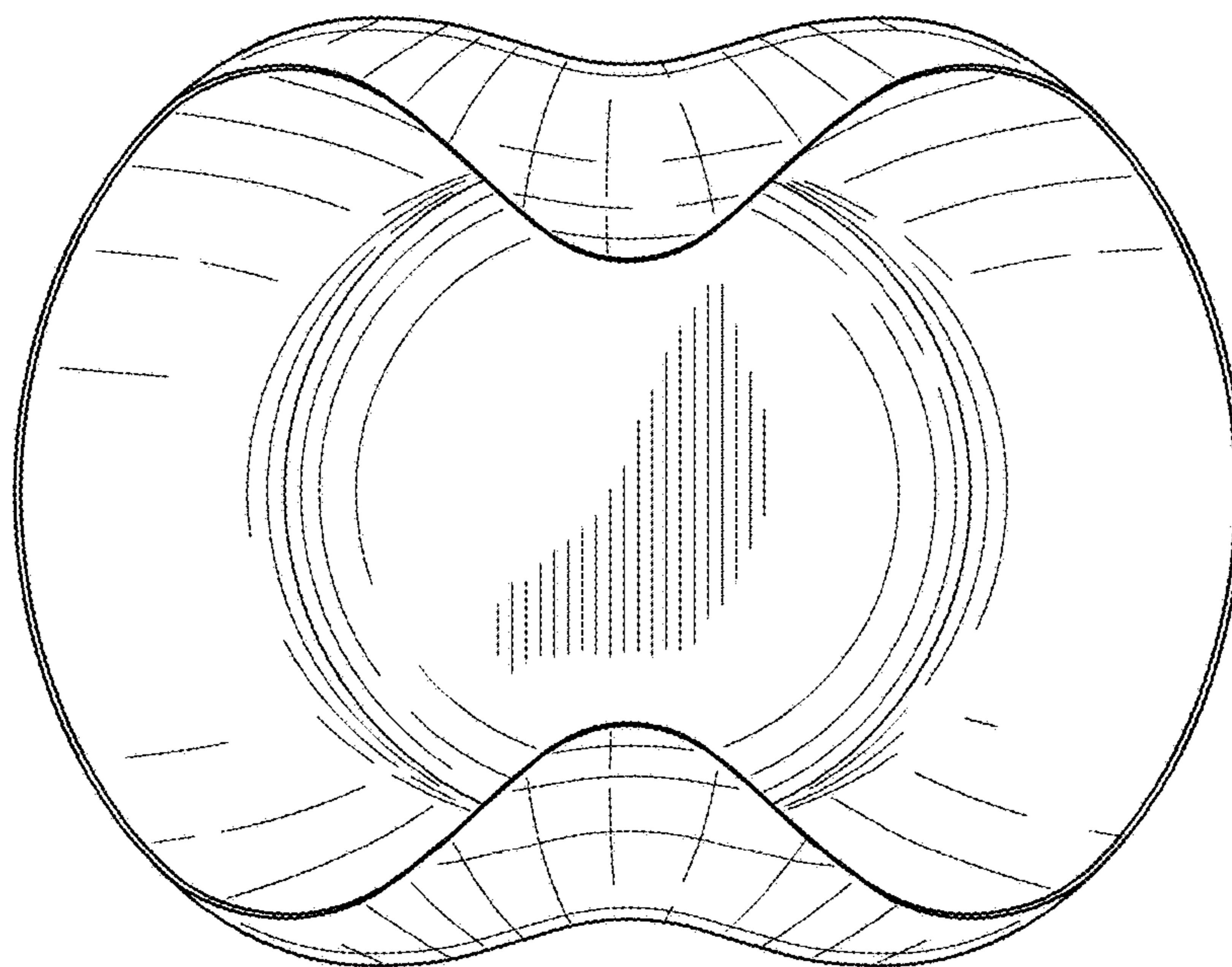
FIG. 1 is a perspective view of the top of a champagne bucket embodying my design.  
FIG. 2 is a top plan view thereof.  
FIG. 3 is a bottom plan view thereof.  
FIG. 4 is an end elevational view thereof; and,  
FIG. 5 is a side elevational view thereof.

**1 Claim, 5 Drawing Sheets**

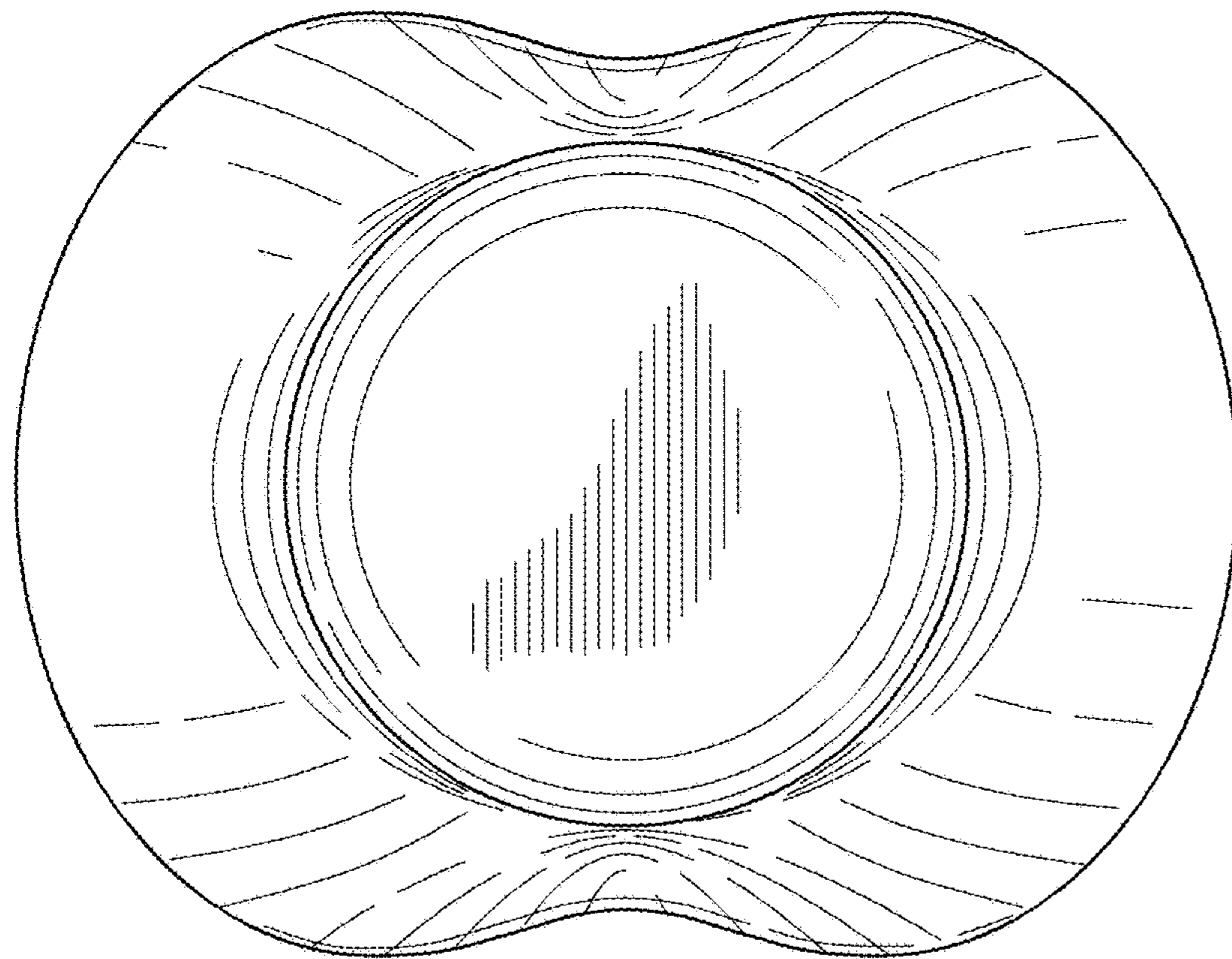




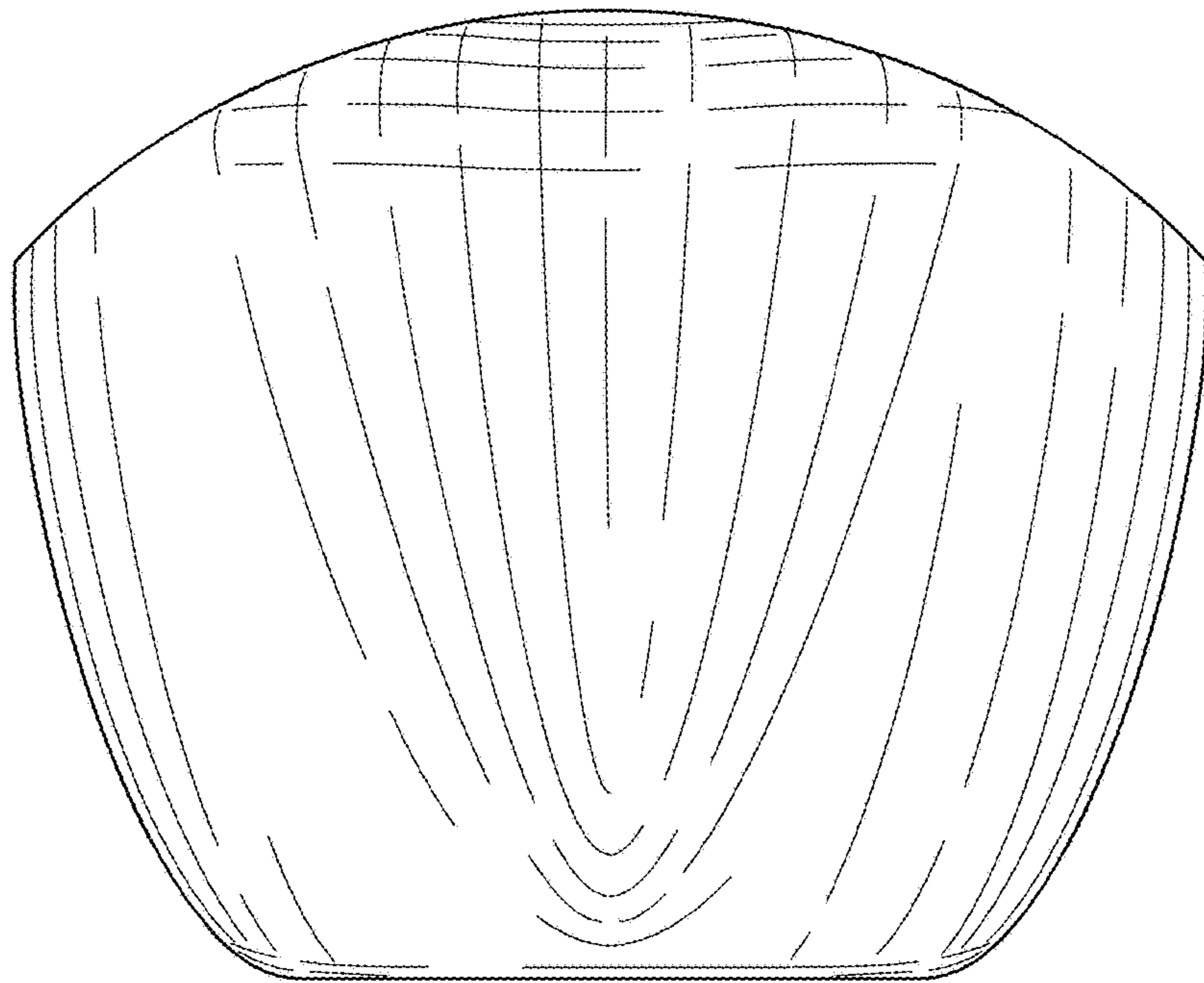
**FIG. 1**




**FIG. 2**



**FIG. 3**



**FIG. 4**



**FIG. 5**