



US00D814214S

(12) **United States Design Patent**  
**Flaherty et al.**

(10) **Patent No.:** **US D814,214 S**  
(45) **Date of Patent:** **\*\* Apr. 3, 2018**

(54) **DESK**  
(71) Applicant: **Varidesk, LLC**, Coppell, TX (US)  
(72) Inventors: **Daniel G. Flaherty**, Irving, TX (US);  
**David Patton**, Flower Mound, TX (US)  
(73) Assignee: **Varidesk, LLC**, Coppell, TX (US)  
(\*\*) Term: **15 Years**

D303,187 S 9/1989 Mickelsen  
4,926,760 A 5/1990 Sack  
D311,291 S 10/1990 Ugalde  
D323,436 S 1/1992 Harrison  
D323,437 S 1/1992 Hashimoto et al.  
D342,242 S 12/1993 Hassel et al.  
D344,864 S 3/1994 Leonard  
D365,465 S 12/1995 Kniefel et al.  
5,490,466 A 2/1996 Diffrient  
D372,817 S 8/1996 Stevens  
5,549,052 A 8/1996 Hoffman

(Continued)

(21) Appl. No.: **29/533,490**

(22) Filed: **Jul. 17, 2015**

(51) **LOC (11) Cl.** ..... **06-03**

(52) **U.S. Cl.**  
USPC ..... **D6/648; D6/655; D6/707.22**

(58) **Field of Classification Search**  
USPC ..... D6/641, 648, 648.2, 654, 655, 656, 702,  
D6/707, 707.15, 707.19, 707.22  
CPC .... A47B 1/00; A47B 7/00; A47B 9/00; A47B  
9/21; A47B 2009/003; A47B 11/00; A47B  
13/00; A47B 13/081; A47B 21/02; A47B  
21/0073; A47B 87/002  
See application file for complete search history.

(56) **References Cited**

**U.S. PATENT DOCUMENTS**

1,824,822 A 9/1931 Kradolfer  
2,545,515 A 3/1951 Gannett et al.  
D166,377 S 4/1952 Curtis et al.  
2,766,088 A \* 10/1956 Jackson ..... A47B 9/18  
108/138  
3,474,743 A \* 10/1969 Blevins ..... D05B 75/02  
108/129  
D267,374 S 12/1982 Karson  
4,515,086 A 5/1985 Kwiecinski et al.  
D280,478 S 9/1985 Stephens  
D286,353 S 10/1986 Robolin  
D288,876 S 3/1987 Goetz et al.  
4,781,126 A 11/1988 Lochridge

**OTHER PUBLICATIONS**

Examination Report dated Aug. 20, 2015 in Australian Design  
Registration No. 363053.

(Continued)

*Primary Examiner* — Mary Ann Calabrese  
(74) *Attorney, Agent, or Firm* — Venable LLP; Steven J.  
Schwarz; Elizabeth C. Gitlin

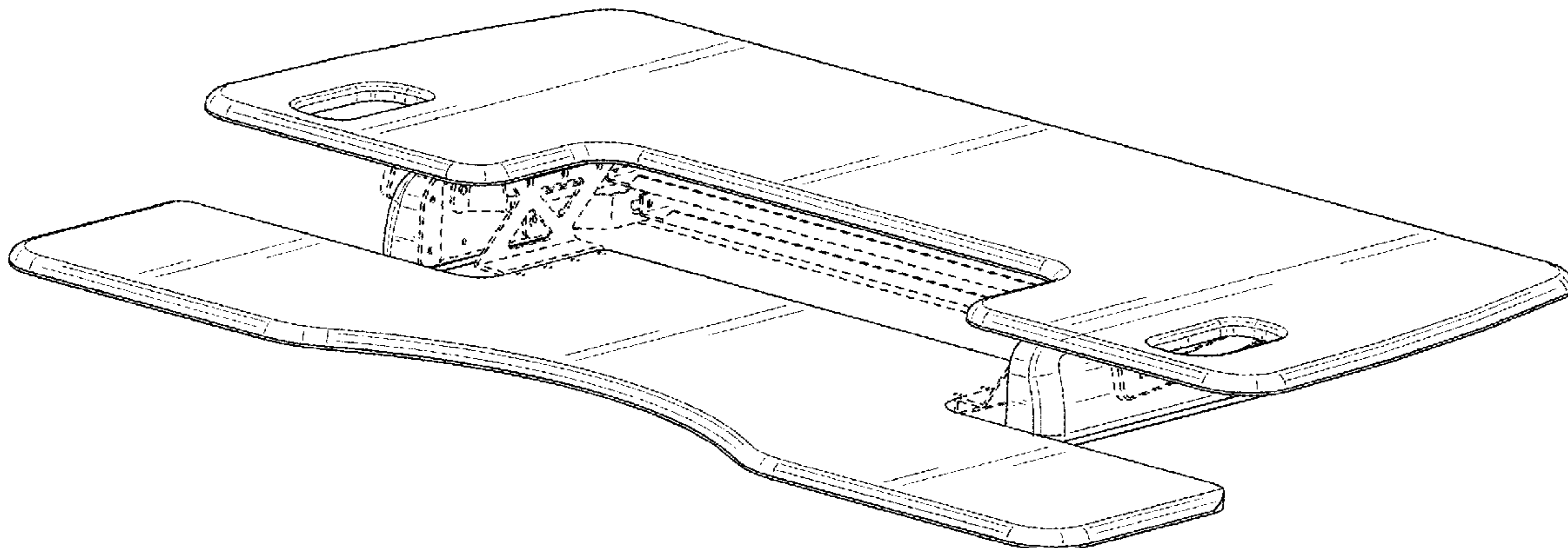
(57) **CLAIM**

The ornamental design for a desk, as shown and described.

**DESCRIPTION**

FIG. 1 is a front-right perspective view of the desk according  
to the claimed design shown in a lowered position;  
FIG. 2 is a front view of the desk of FIG. 1;  
FIG. 3 is a rear view of the desk of FIG. 1;  
FIG. 4 is a left side view of the desk of FIG. 1;  
FIG. 5 is a right side view of the desk of FIG. 1;  
FIG. 6 is a top view of the desk of FIG. 1; and,  
FIG. 7 is a front-right perspective view of the desk of FIG.  
1 shown in a raised position.  
The features shown in broken lines represent portions of the  
desk which form no part of the claimed design. The bottom  
of the desk is substantially flat and unornamented.

**1 Claim, 6 Drawing Sheets**



(56)

References Cited

U.S. PATENT DOCUMENTS

D395,969 S 7/1998 Barlow-Lawson  
 5,823,120 A 10/1998 Holmquist  
 D424,828 S 5/2000 Ko  
 D428,279 S 7/2000 Olson  
 D435,368 S 12/2000 Tzeng  
 D436,268 S 1/2001 Ko  
 D447,646 S 9/2001 Chang  
 D464,212 S 10/2002 Chen  
 D486,669 S 2/2004 Wang  
 D499,576 S 12/2004 Long  
 D530,939 S 10/2006 Nakamura  
 7,201,108 B2 4/2007 Eusebi et al.  
 D583,587 S 12/2008 Lai  
 D586,155 S 2/2009 Lenterman  
 7,594,475 B1 9/2009 Huang  
 D602,290 S 10/2009 Erickson et al.  
 7,654,208 B2 2/2010 Patten  
 D612,643 S 3/2010 Rossini et al.  
 8,065,966 B1 11/2011 Bacon et al.  
 D652,229 S 1/2012 Madison  
 D681,979 S 5/2013 Keen et al.  
 D691,223 S 10/2013 Hao  
 8,671,853 B2 3/2014 Flaherty  
 D716,074 S 10/2014 Kitajima  
 D730,668 S 6/2015 Fletcher  
 D733,476 S 7/2015 Papic et al.  
 D734,413 S 7/2015 Bettin et al.  
 9,113,703 B2 8/2015 Flaherty  
 D771,981 S \* 11/2016 Flaherty ..... D6/655  
 D771,982 S \* 11/2016 Flaherty ..... D6/655  
 D781,617 S \* 3/2017 Flaherty ..... D6/655  
 D781,618 S \* 3/2017 Flaherty ..... D6/655  
 D781,619 S \* 3/2017 Flaherty ..... D6/655  
 D784,050 S \* 4/2017 Flaherty ..... D6/655  
 D785,386 S \* 5/2017 Flaherty ..... D6/707.15  
 D785,989 S \* 5/2017 Flaherty ..... D6/696  
 2003/0116066 A1 6/2003 Ken  
 2003/0140822 A1 7/2003 Seiler et al.  
 2003/0230222 A1 12/2003 Liu  
 2004/0040480 A1 3/2004 Hwang  
 2005/0039643 A1 \* 2/2005 Dailey ..... A61B 6/0407  
 108/132  
 2005/0045072 A1 3/2005 Rossini  
 2005/0284341 A1 12/2005 Klassy et al.  
 2006/0096505 A1 5/2006 Sykes  
 2007/0163475 A1 7/2007 Murphy  
 2008/0072803 A1 3/2008 Korber et al.  
 2008/0149000 A1 6/2008 Normand et al.  
 2008/0203865 A1 8/2008 Chouinard et al.

2010/0031855 A1 2/2010 Zhu  
 2011/0247532 A1 10/2011 Jones  
 2013/0139736 A1 6/2013 Flaherty  
 2013/0167757 A1 7/2013 Tsai et al.  
 2013/0340655 A1 12/2013 Flaherty  
 2014/0020606 A1 1/2014 Benden  
 2014/0048671 A1 2/2014 Tsai  
 2014/0123883 A1 5/2014 Jennings et al.  
 2014/0158026 A1 6/2014 Flaherty  
 2015/0272316 A1 10/2015 Flaherty  
 2015/0289641 A1 10/2015 Ergun et al.  
 2015/0296976 A1 10/2015 Janowski et al.  
 2016/0037907 A1 2/2016 Ergun et al.  
 2016/0073779 A1 \* 3/2016 Ringlein ..... A47B 87/002  
 108/28

OTHER PUBLICATIONS

The “Desktop Riser”, published on *YouTube* at: <https://www.youtube.com/watch?v=WB0el5rQvio> on Oct. 9, 2014.  
 The “Desktop Riser”, published on *Twitter* at: <https://twitter.com/pookimum> on Nov. 12, 2014.  
 The “Desktop Riser”, published on: <http://standingdeskgeek.com/varidesk-pro-plus-review/> Internet site on Nov. 20, 2014.  
 Examination Report dated Oct. 14, 2015 in Australian Design Registration No. 363977.  
 “Pro Plus 48 Height-Adjustable Standing Desk Animation Video”, published on *YouTube* at: <https://www.youtube.com/watch?v=XKrVByT6pq8> on Oct. 31, 2014.  
 “Varidesk Pro Plus 48 Standing Desk”, published on *YouTube* at: <https://www.youtube.com/watch?v=YLOwdr51XfA> on Nov. 7, 2014.  
 “Varidesk Pro Plus 48 is massive”, published on *Twitter* at: <https://twitter.com/johnbristowe/status/545773679653552129> on Dec. 18, 2014.  
 “Varidesk Pro Plus 48”, published on *YouTube* at: <https://www.youtube.com/watch?v=UNpGsnQPxAA> on Dec. 22, 2014.  
 Office Action dated Aug. 5, 2016 in U.S. Appl. No. 29/512,890.  
 Notice of Allowance dated Aug. 5, 2016 in U.S. Appl. No. 29/512,918.  
 Notice of Allowance dated Aug. 8, 2016 in U.S. Appl. No. 29/512,877.  
 Office Action dated Aug. 17, 2016 in U.S. Appl. No. 29/512,891.  
 Notice of Allowance dated Nov. 3, 2016 in U.S. Appl. No. 29/512,873.  
 Notice of Allowance dated Nov. 8, 2016 in U.S. Appl. No. 29/512,858.  
 Quayle Action dated Jul. 5, 2017 in U.S. Appl. No. 29/533,490.

\* cited by examiner

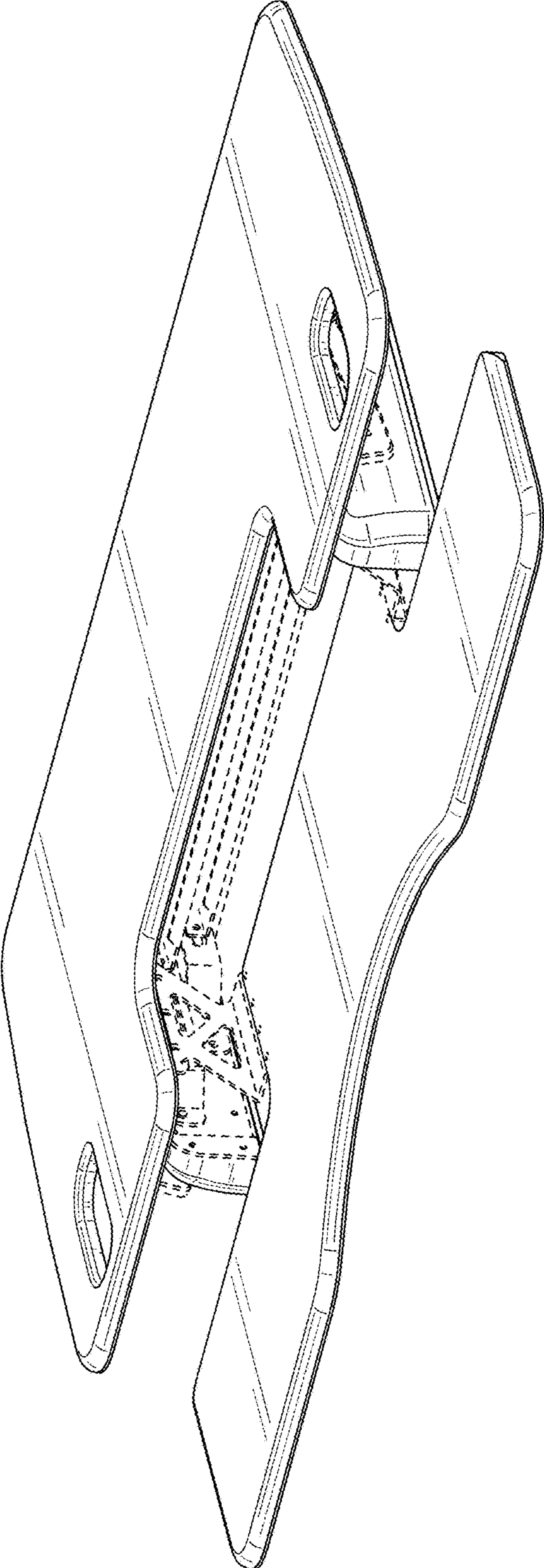


FIG. 1

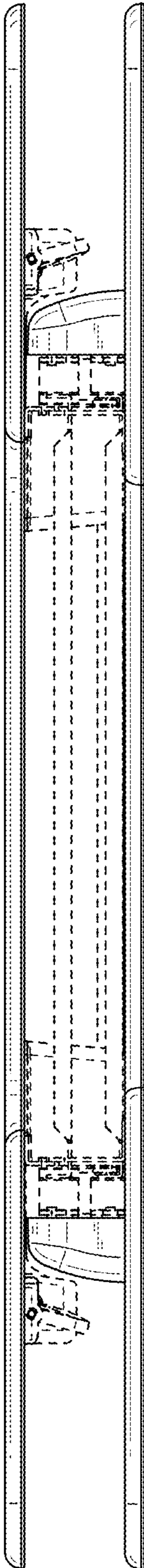


FIG. 2

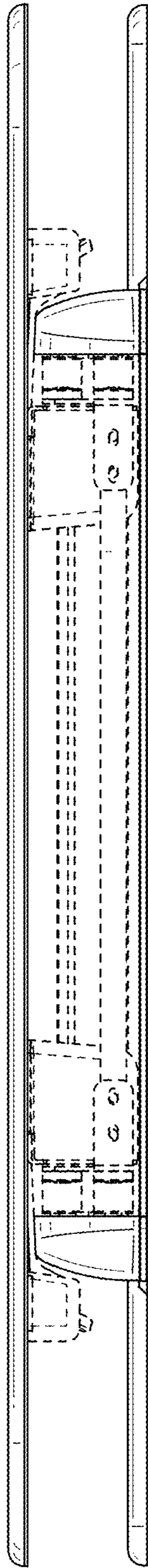


FIG. 3

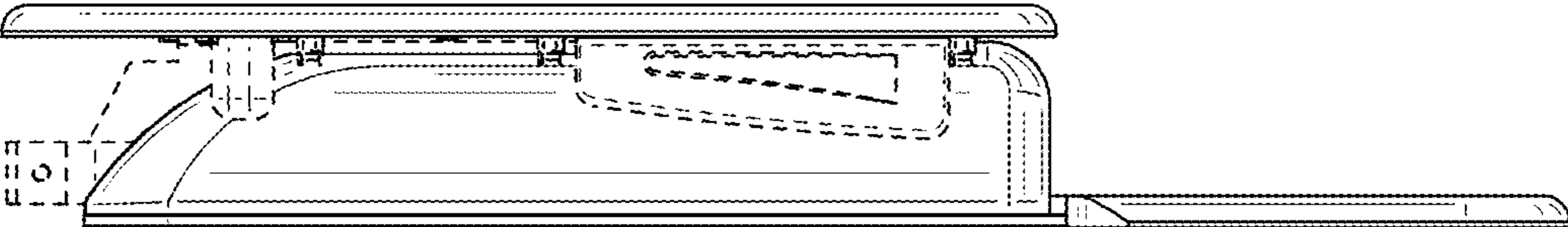


FIG. 4

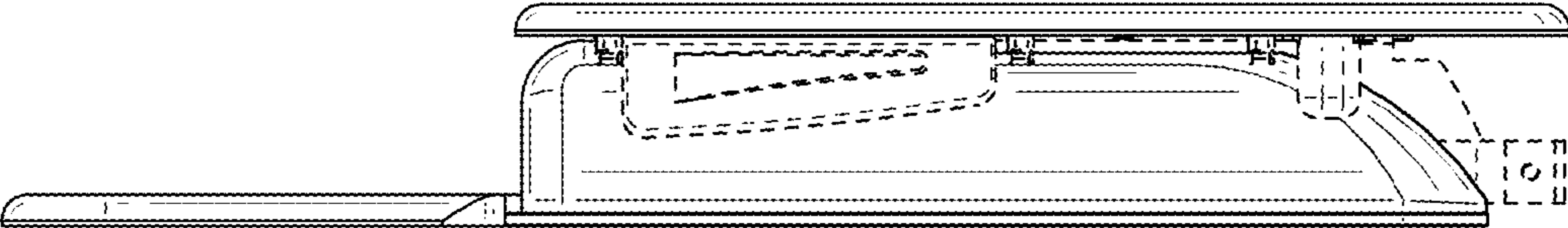


FIG. 5

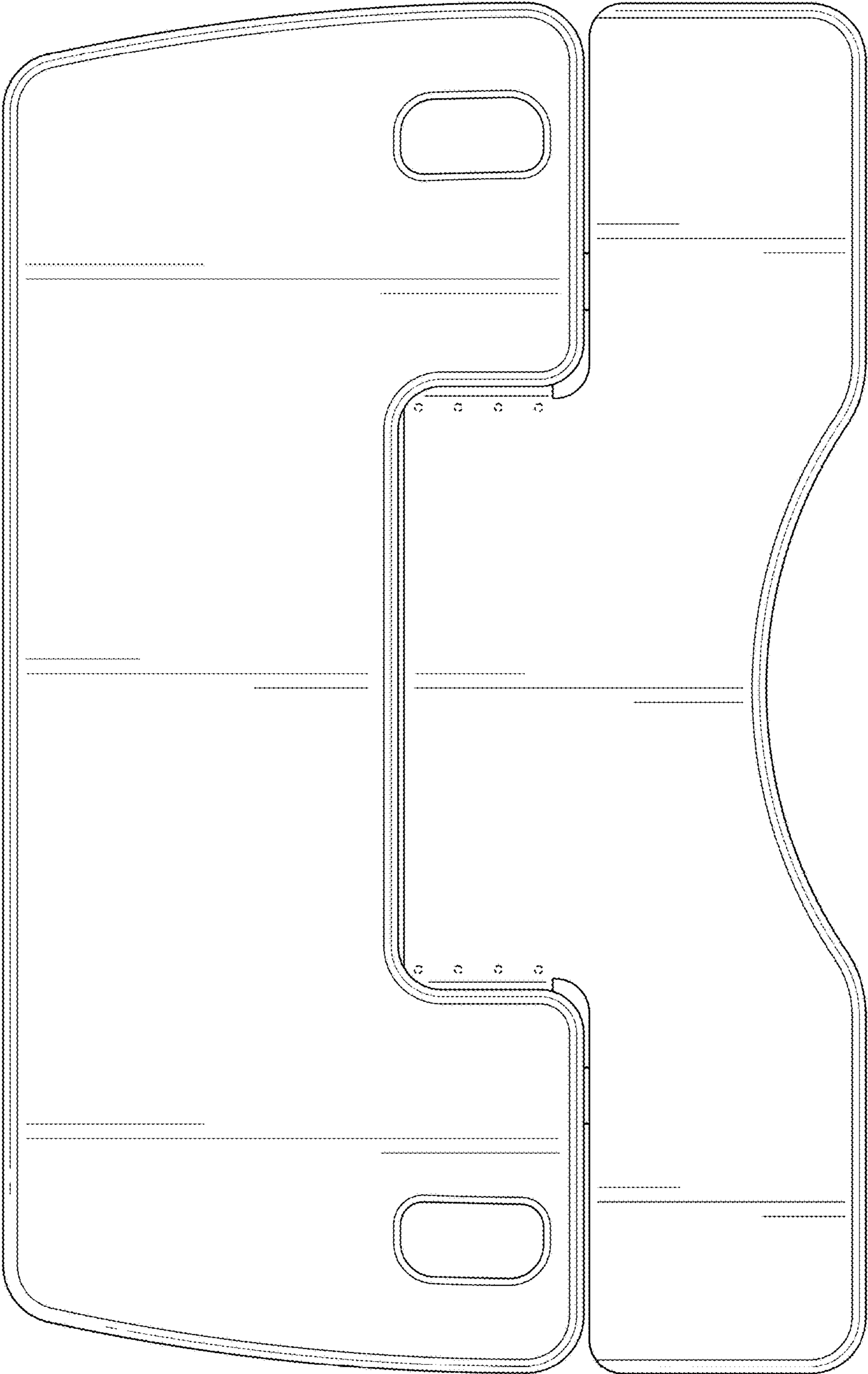


FIG. 6

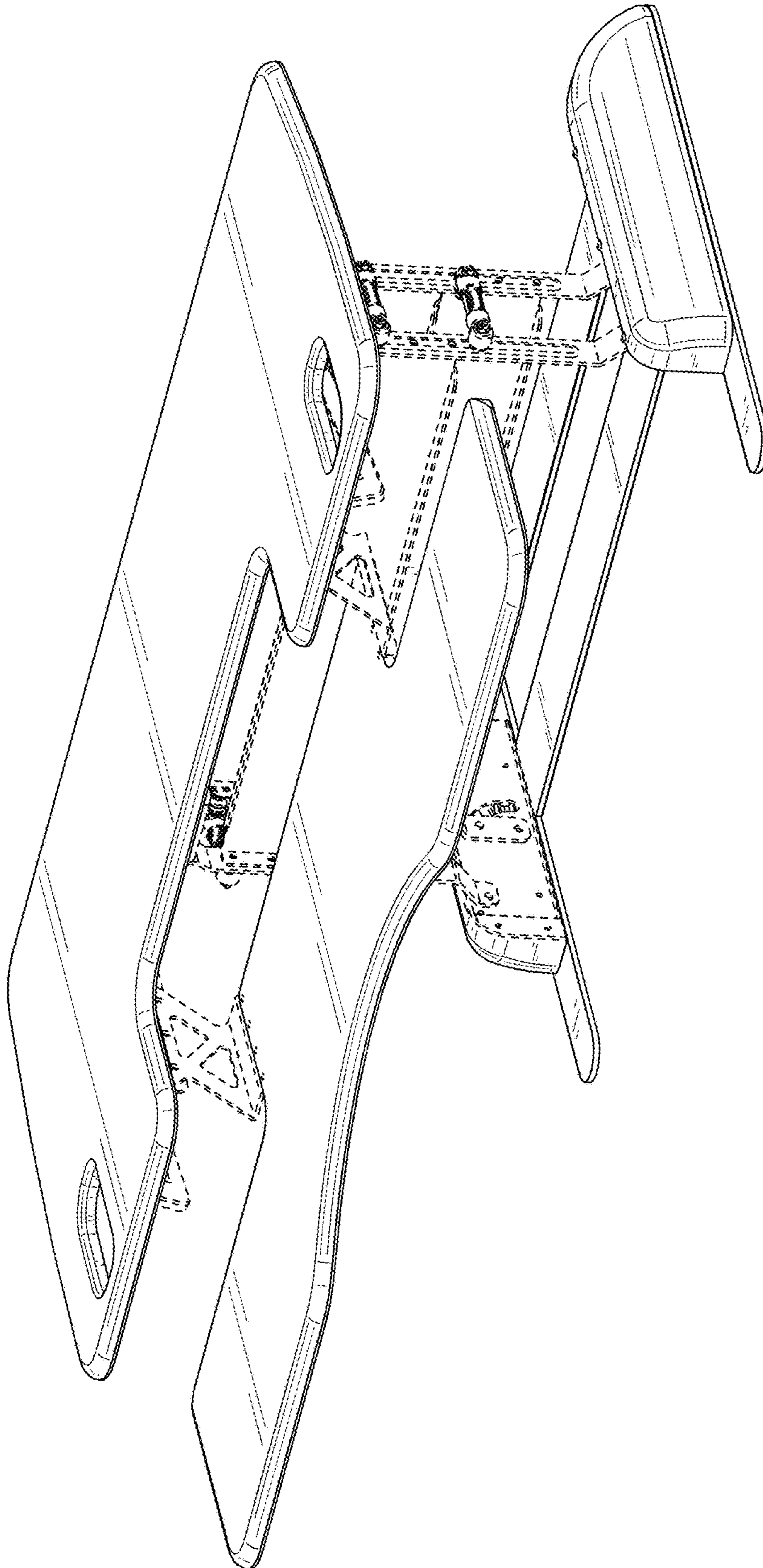


FIG. 7