



US00D814205S

(12) **United States Design Patent** (10) **Patent No.:** **US D814,205 S**
Starck (45) **Date of Patent:** **** Apr. 3, 2018**

(54) **CHAIR**
(71) Applicant: **KARTELL S.p.A.**, Noviglio (Milan) (IT)
(72) Inventor: **Philippe Starck**, Paris (FR)
(73) Assignee: **Kartell S.p.A.**, Noviglio (IT)
(**) Term: **15 Years**
(21) Appl. No.: **29/579,942**
(22) Filed: **Oct. 4, 2016**
(30) **Foreign Application Priority Data**
Apr. 4, 2016 (IT) 402016000034410
Apr. 4, 2016 (IT) 402016000034412
(51) **LOC (11) Cl.** **06-01**
(52) **U.S. Cl.**
USPC **D6/380**
(58) **Field of Classification Search**
USPC D6/334-336, 370, 374, 379, 380, 716,
D6/716.1, 716.3, 716.4
CPC A47C 4/02; A47C 4/03; A47C 7/16; A47C
7/54; A47C 7/24
See application file for complete search history.

(56) **References Cited**
U.S. PATENT DOCUMENTS
3,429,611 A * 2/1969 Van Ryn A47C 5/10
297/58
D308,143 S * 5/1990 Lohmeyer D6/379
D331,667 S * 12/1992 Blanchette D6/361
D332,356 S * 1/1993 Sienkowski D6/379
D350,242 S * 9/1994 Lohmeyer D6/372
D350,445 S * 9/1994 Chororos D6/379
D353,498 S * 12/1994 Cox D6/379
D360,539 S * 7/1995 Cretcher D6/379

5,634,684 A * 6/1997 Kojima A47C 3/04
297/452.2
D391,412 S * 3/1998 James D6/379
D474,621 S * 5/2003 Pessa D6/379
D507,425 S * 7/2005 Ashby D6/368
D513,902 S * 1/2006 Piretti D6/379
D552,859 S * 10/2007 Hock D6/374
D579,052 S * 10/2008 Ciani D6/379
D592,876 S * 5/2009 Smith D6/374
D612,164 S * 3/2010 Lucci A47C 3/045
D617,569 S * 6/2010 Starck D6/379
D640,067 S * 6/2011 Weimer D6/379
D650,197 S * 12/2011 Kang D6/380
D655,101 S * 3/2012 Greutmann D6/372
D655,102 S * 3/2012 Yetman D6/373
D686,007 S * 7/2013 Johnson D6/368
D686,009 S * 7/2013 Mari D6/379
D693,590 S * 11/2013 Irvine D6/379
D718,967 S * 12/2014 Young D6/716

(Continued)


Primary Examiner — David G Muller
Assistant Examiner — Nathan M Johnston
(74) *Attorney, Agent, or Firm* — Thomas | Horstemeyer,
LLP

(57) **CLAIM**
The ornamental design for a chair, as shown and described.

DESCRIPTION

FIG. 1 is a perspective view of a chair showing my new design;
FIG. 2 is another perspective view thereof, from a different angle than FIG. 1;
FIG. 3 is front view thereof;
FIG. 4 is a rear view thereof;
FIG. 5 is a side view thereof, the opposite side view being a mirror image thereof;
FIG. 6 is a top view thereof; and,
FIG. 7 is a bottom view thereof.

1 Claim, 7 Drawing Sheets



(56)

References Cited

U.S. PATENT DOCUMENTS

D724,859	S *	3/2015	Young	D6/379
D726,435	S *	4/2015	Ye	D6/380
D733,448	S *	7/2015	Lin	D6/368
D735,485	S *	8/2015	Norguet	D6/375
D740,045	S *	10/2015	Wilkinson	D6/376
D742,675	S *	11/2015	Morrison	D6/375
D752,894	S *	4/2016	Tiet	D6/379
D763,001	S *	8/2016	Camos e Vasconcelos	.	D6/379
2003/0127887	A1 *	7/2003	Laws	A47C 4/24 297/55
2007/0236054	A1 *	10/2007	Bateman	A47C 3/34 297/58
2009/0079235	A1 *	3/2009	Huang	A47C 7/54 297/42
2010/0156151	A1 *	6/2010	Smith	A47C 3/04 297/55
2012/0313411	A1 *	12/2012	Fletcher	A47C 7/006 297/239

* cited by examiner




FIG. 1



FIG. 2

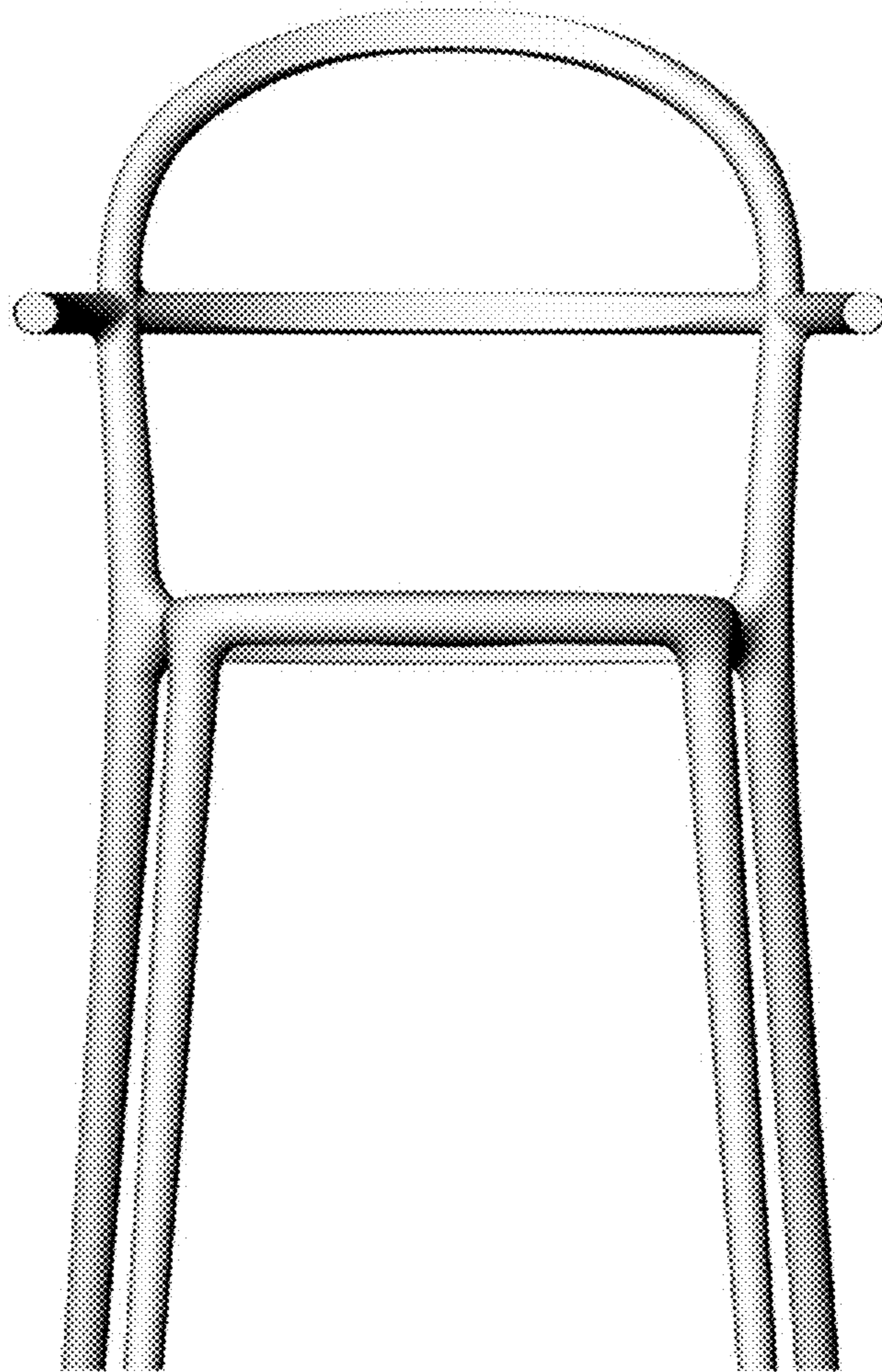


FIG. 3

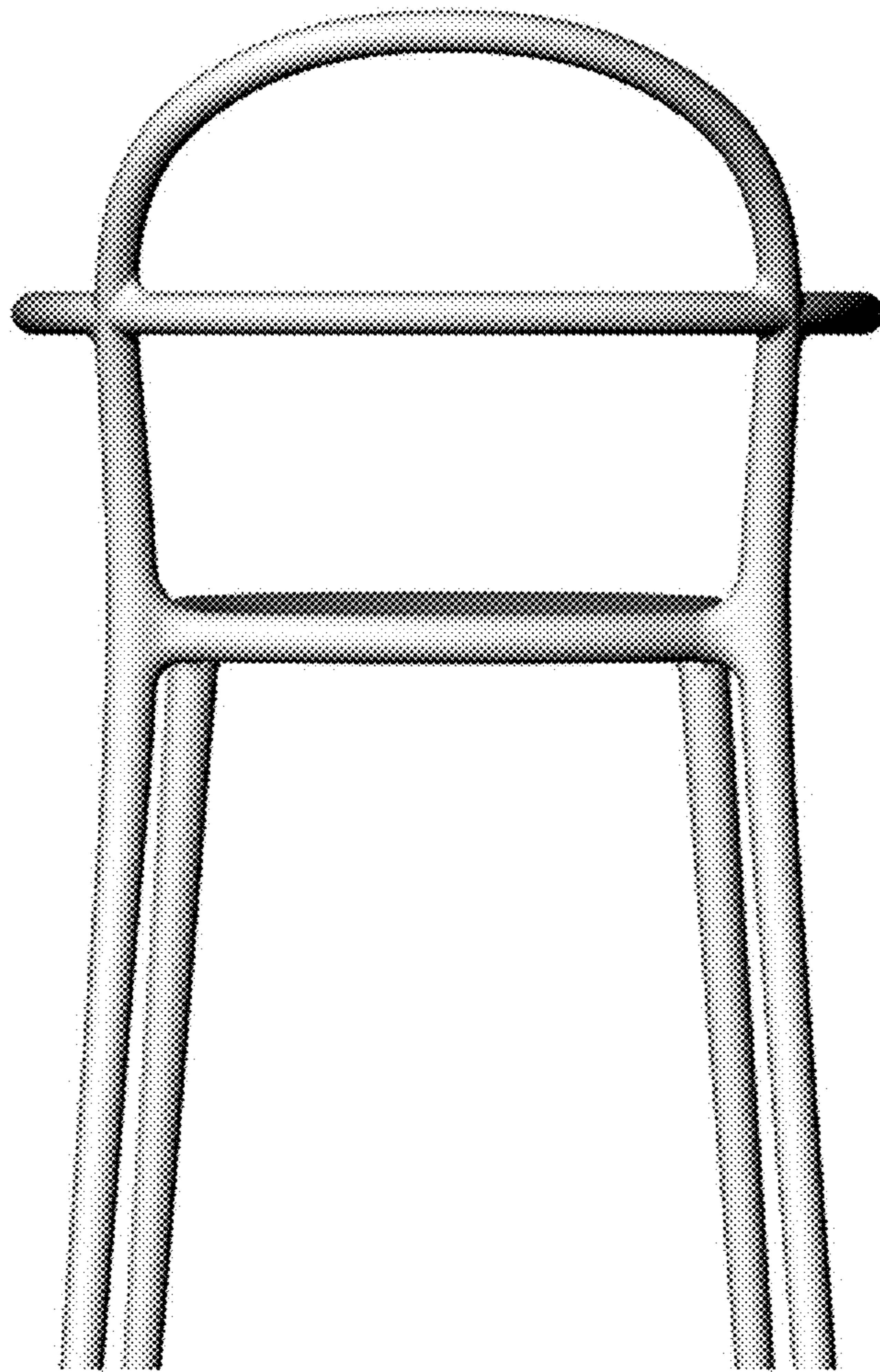


FIG. 4




FIG. 5

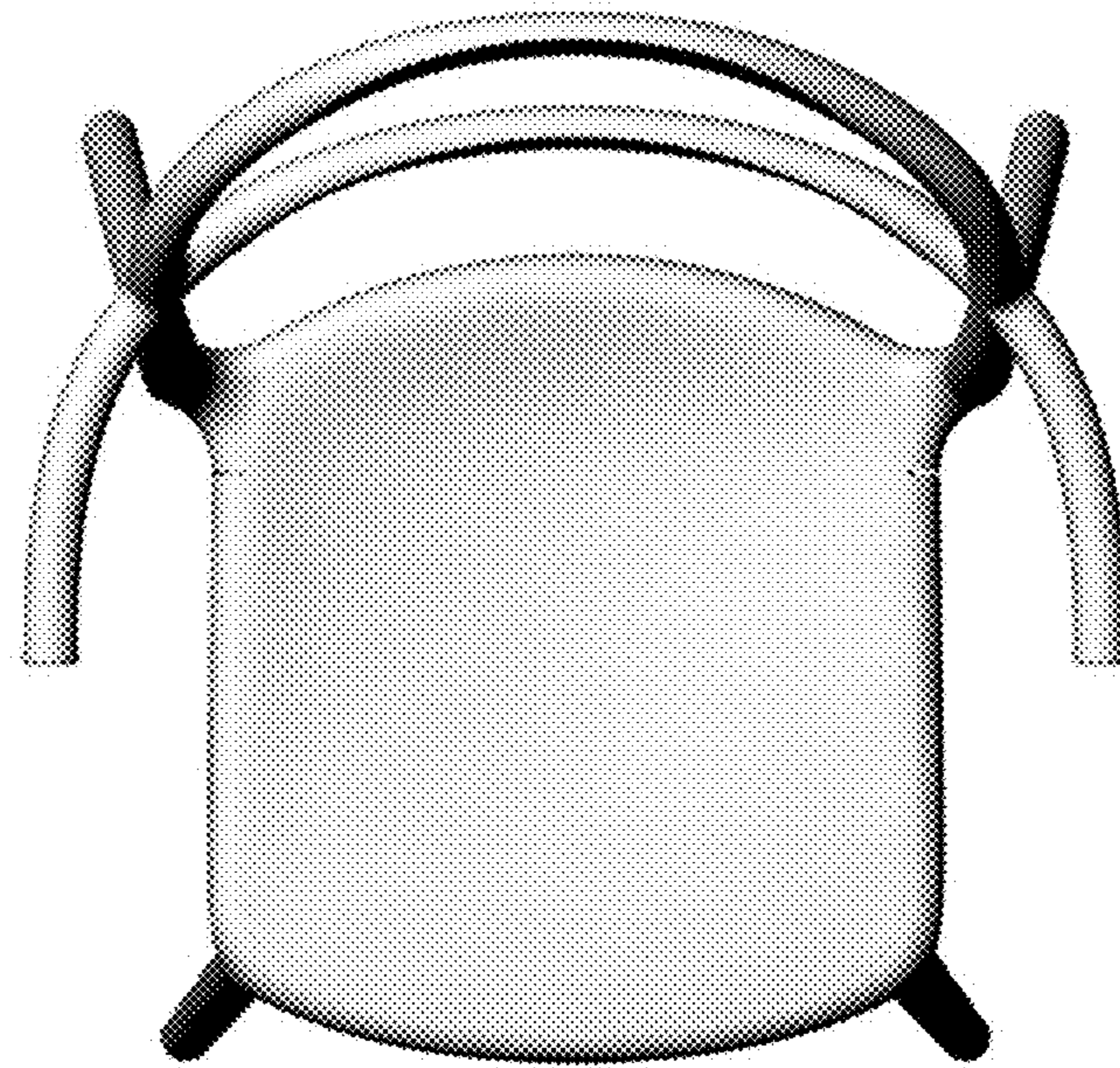


FIG. 6

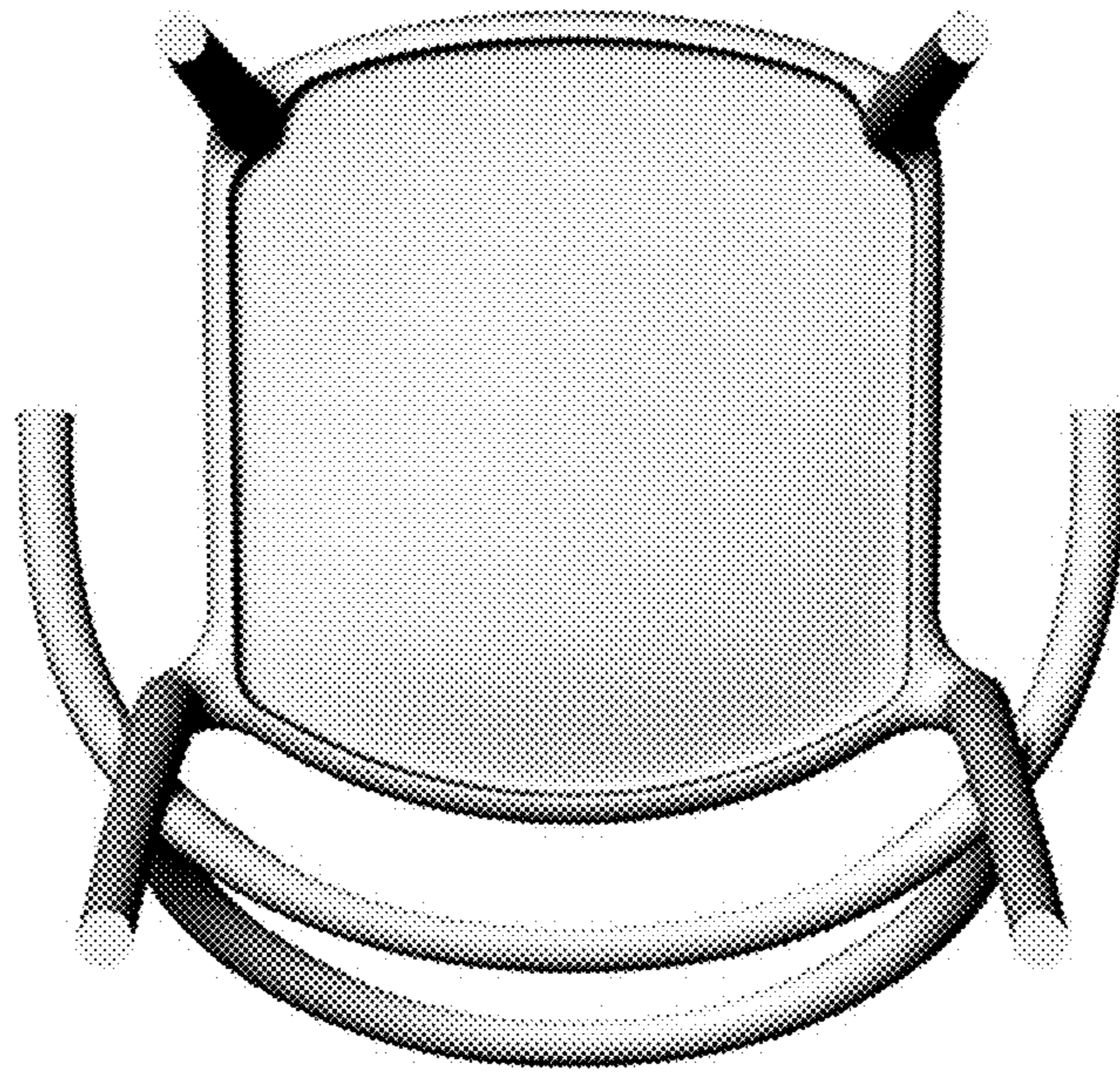


FIG. 7