



US00D814200S

(12) **United States Design Patent**
Ho

(10) **Patent No.:** **US D814,200 S**

(45) **Date of Patent:** **** Apr. 3, 2018**

(54) **COLLAPSIBLE PLASTIC HOOK FOR PLASTIC GARMENT HANGER**

(71) Applicant: **Sourcing Solutions International Limited, Kowloon (HK)**

(72) Inventor: **Leung Ho, Kowloon (HK)**

(73) Assignee: **Sourcing Solutions International Limited, Kowloon (HK)**

(**) Term: **15 Years**

(21) Appl. No.: **29/587,231**

(22) Filed: **Dec. 12, 2016**

(51) **LOC (11) Cl.** **06-08**

(52) **U.S. Cl.**
USPC **D6/328**

(58) **Field of Classification Search**
USPC D6/315-328; D8/367
CPC A47G 25/32; A47G 25/28; A47G 25/40;
A47G 25/442; A47G 25/743; A47G 25/4023; A47G 25/1457; A47G 25/403; A47G 25/44; A47G 25/1414; A47G 25/38
See application file for complete search history.

(56) **References Cited**

U.S. PATENT DOCUMENTS

881,818	A	3/1908	Morrison	
D210,259	S *	2/1968	Holtzman	223/88
3,870,206	A *	3/1975	Feinberg	A47G 25/32 223/88
4,063,670	A	12/1977	Faarbech	
4,450,639	A *	5/1984	Duester	A47G 25/1414 223/85
4,951,855	A *	8/1990	Jacobson	A47G 25/28 223/88
5,085,357	A *	2/1992	Chen	A47G 25/4038 223/85
D409,899	S *	5/1999	Schrader	D8/367
D506,078	S *	6/2005	Leung	D6/328

D518,653	S	4/2006	de Groot	
D541,537	S	5/2007	Cresap	
7,246,729	B2	7/2007	Harvey	
7,249,699	B2	7/2007	Hill	
D605,417	S *	12/2009	Warren	D6/328

(Continued)

Primary Examiner — Lauren R Calve
(74) *Attorney, Agent, or Firm* — Schroeder Law PC

(57) **CLAIM**

The ornamental design for a collapsible plastic hook for a plastic garment hanger, as shown and described.

DESCRIPTION

FIG. 1 is a front perspective view of a collapsible plastic hook for a plastic garment hanger hook showing my new design;

FIG. 2 is a front elevation view thereof;

FIG. 3 is a right side elevation view thereof;

FIG. 4 is a rear elevation view thereof;

FIG. 5 is a left side elevation view thereof;

FIG. 6 is an enlarged partial view thereof taken from the broken circle shown in FIG. 2;

FIG. 7 is a front perspective view thereof showing the collapsible plastic hook in a collapsed position;

FIG. 8 is a top view of the collapsible plastic hook in the collapsed position;

FIG. 9 is a front elevation view of the collapsible plastic hook in the collapsed position;

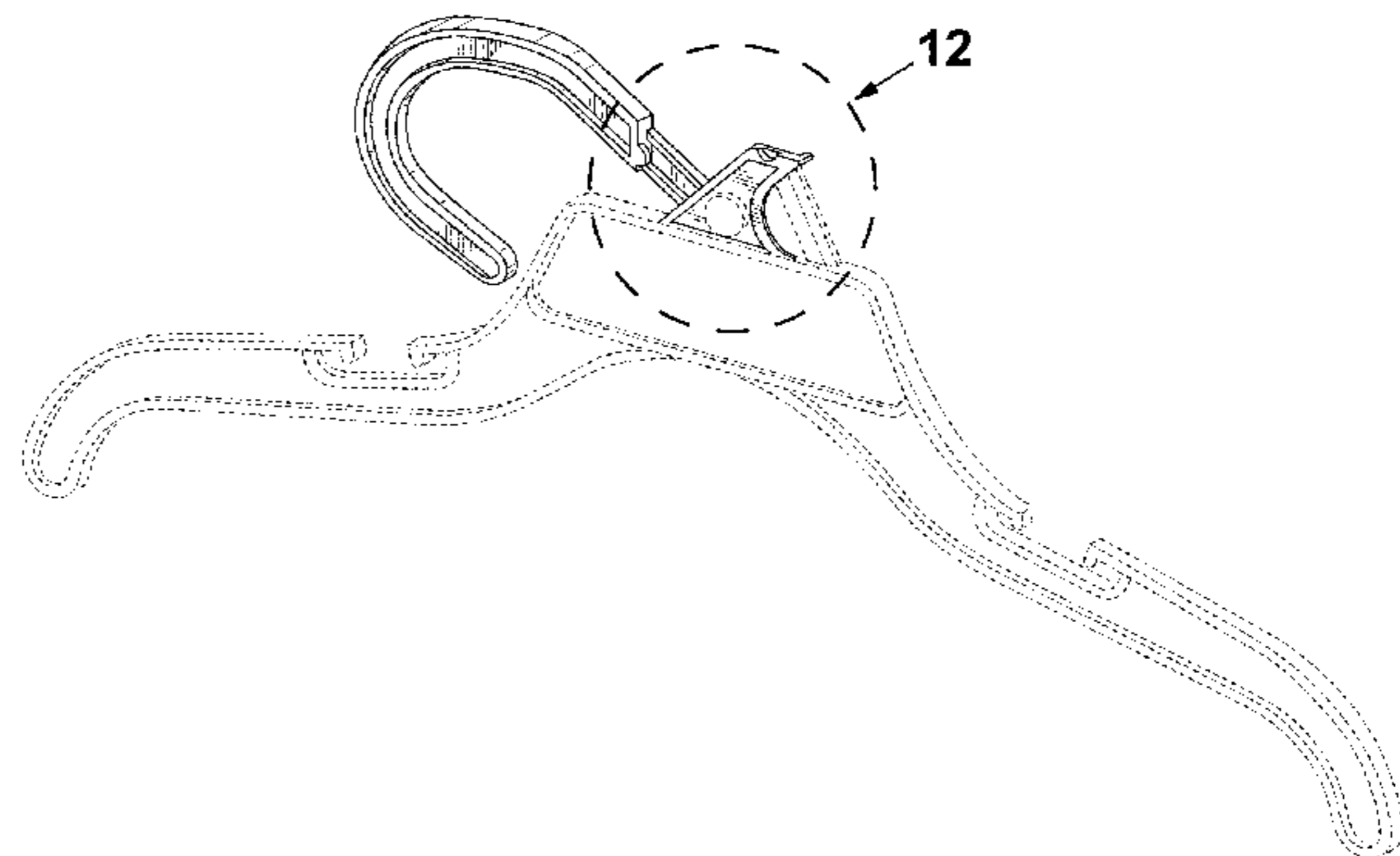
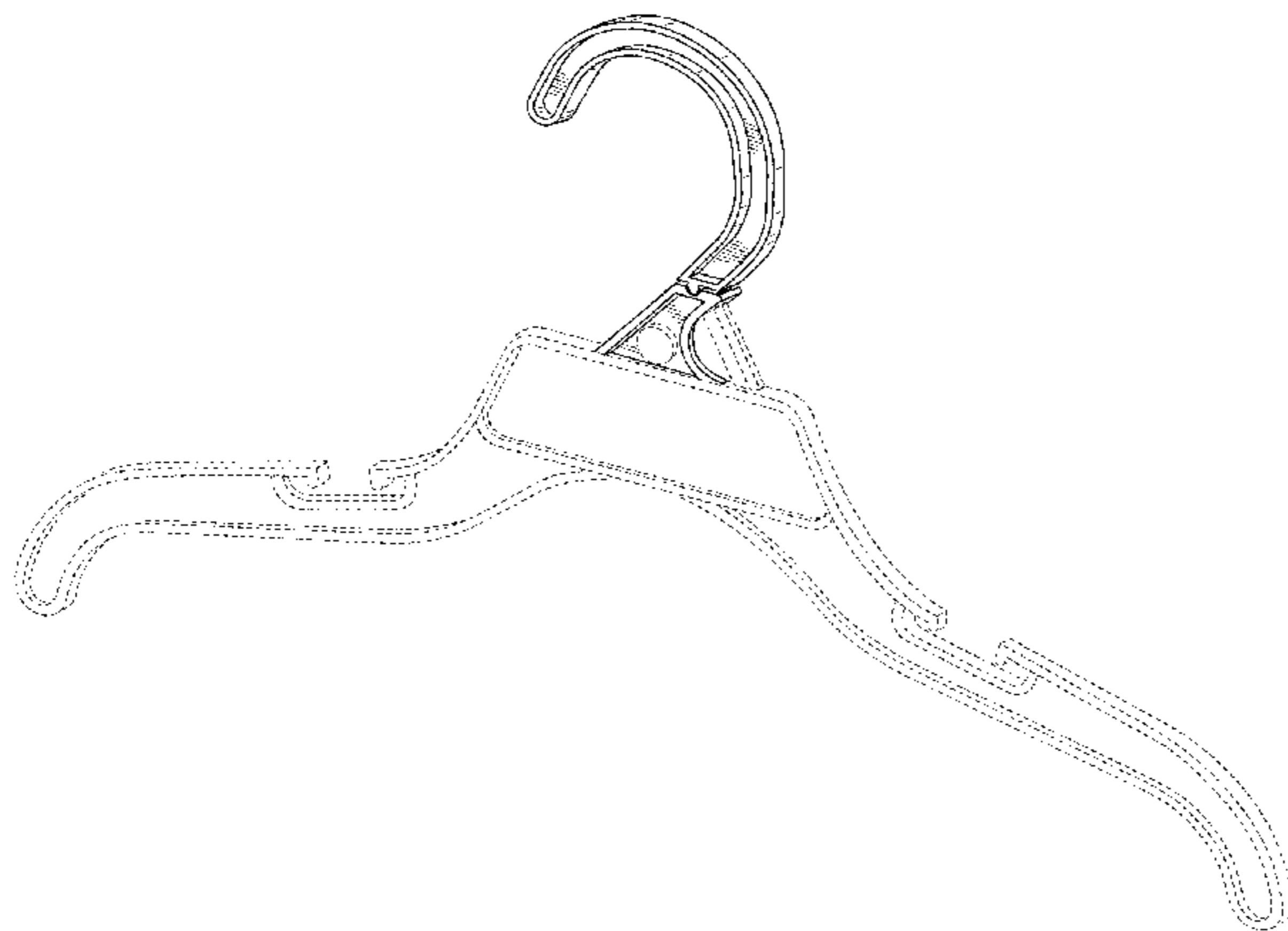
FIG. 10 is a rear elevation view of the collapsible plastic hook in the collapsed position;

FIG. 11 is an enlarged sectional view taken along lines 11-11 of FIG. 10; and,

FIG. 12 is an enlarged partial perspective view of the collapsible plastic hook in the collapsed position taken from the broken circle shown in FIG. 7.

The broken lines shown represent unclaimed subject matter and form no part of the claimed design.

1 Claim, 11 Drawing Sheets



(56)

References Cited

U.S. PATENT DOCUMENTS

D627,980	S *	11/2010	Chan	D6/328
7,828,179	B2	11/2010	Spovieri	
7,837,074	B2	11/2010	Rude	
D631,672	S	2/2011	Kaleta	
D649,365	S *	11/2011	Youn	D6/318
D650,176	S *	12/2011	Gadsby	D6/315
8,113,393	B2	2/2012	Ho	
8,181,832	B2 *	5/2012	Ho	G09F 3/20 223/85
8,381,952	B2	2/2013	Mainetti	
8,523,026	B2	9/2013	Tseng	
D755,529	S *	5/2016	Schlang	D6/328
9,392,898	B2	7/2016	Tsukada	
9,445,679	B2	9/2016	Hansen	
2005/0161349	A1 *	7/2005	Yao	A47G 25/32 206/300
2009/0127298	A1 *	5/2009	Sprovieri	A47G 25/4023 223/94
2011/0284597	A1 *	11/2011	Kaleta	A47G 25/50 223/85
2013/0200113	A1 *	8/2013	Tashkin	A47G 25/40 223/85
2013/0299527	A1 *	11/2013	Mazyck	A47G 25/16 223/88
2014/0252048	A1 *	9/2014	Mainetti	A47G 25/40 223/85
2015/0297012	A1	10/2015	Yamada	
2016/0088965	A1 *	3/2016	Hansen	A47G 25/32 223/85
2017/0000278	A1 *	1/2017	Hansen	A47G 25/40

* cited by examiner

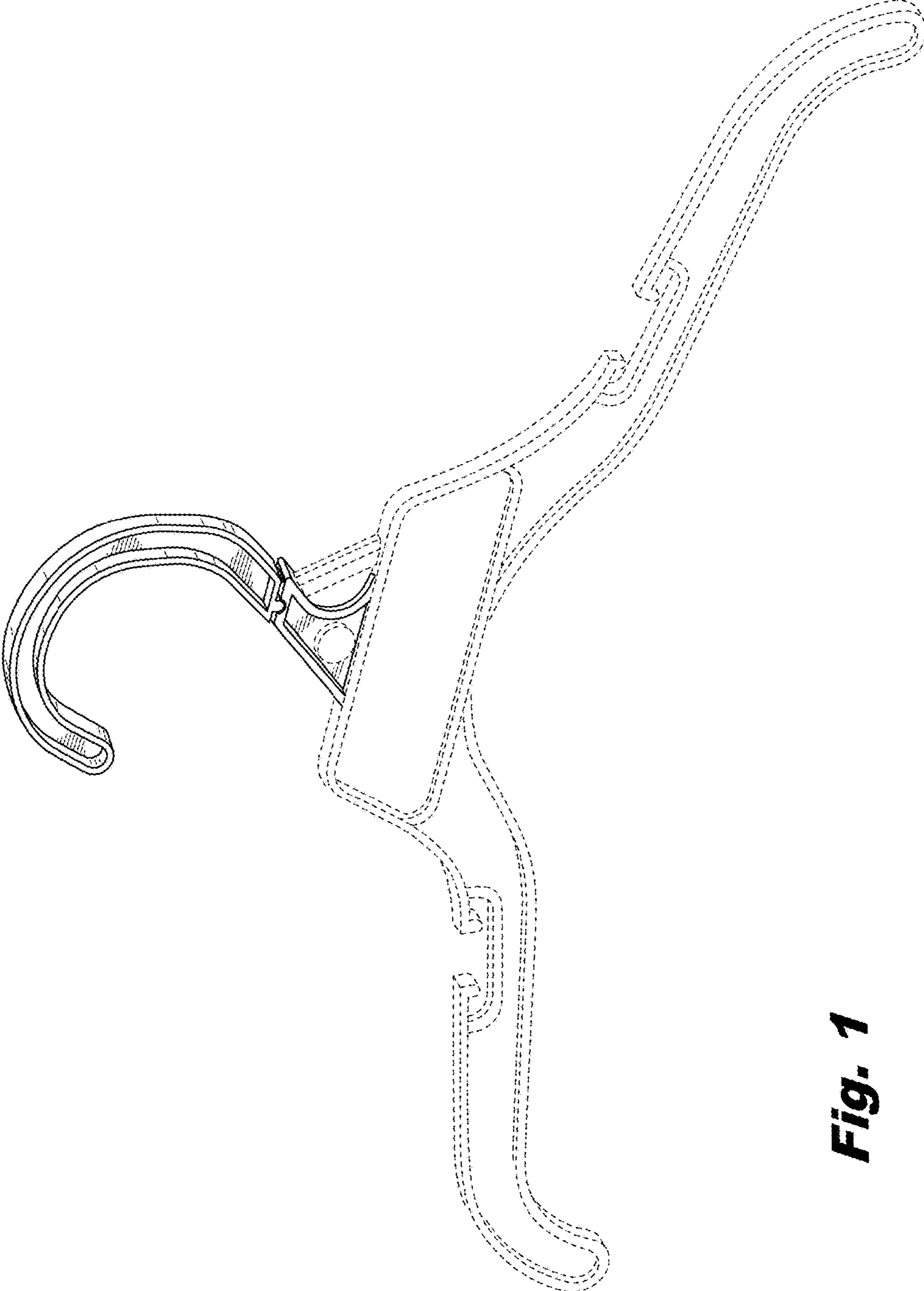


Fig. 1

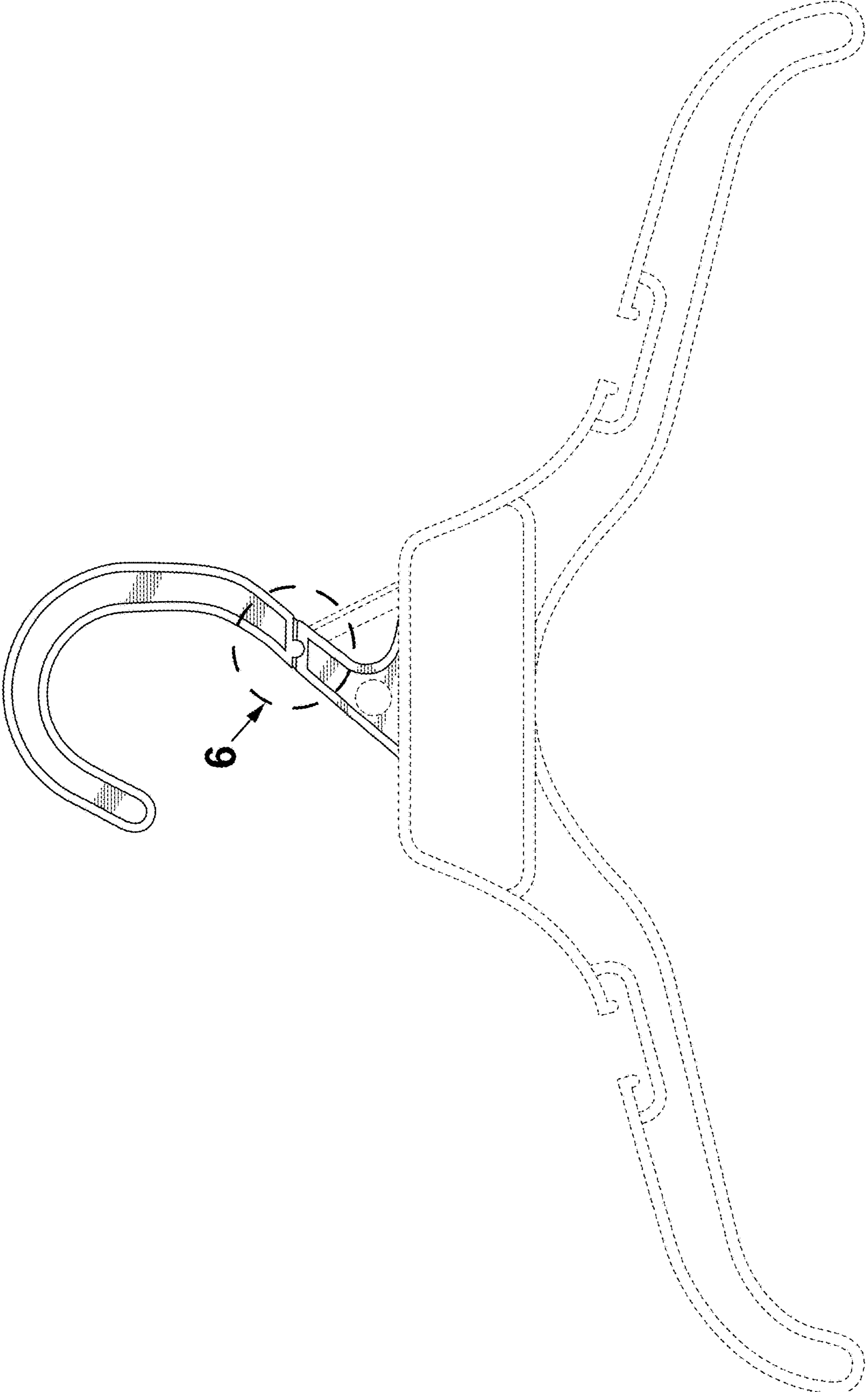


Fig. 2




Fig. 3




Fig. 4

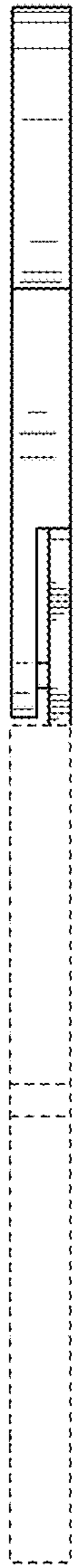


Fig. 5

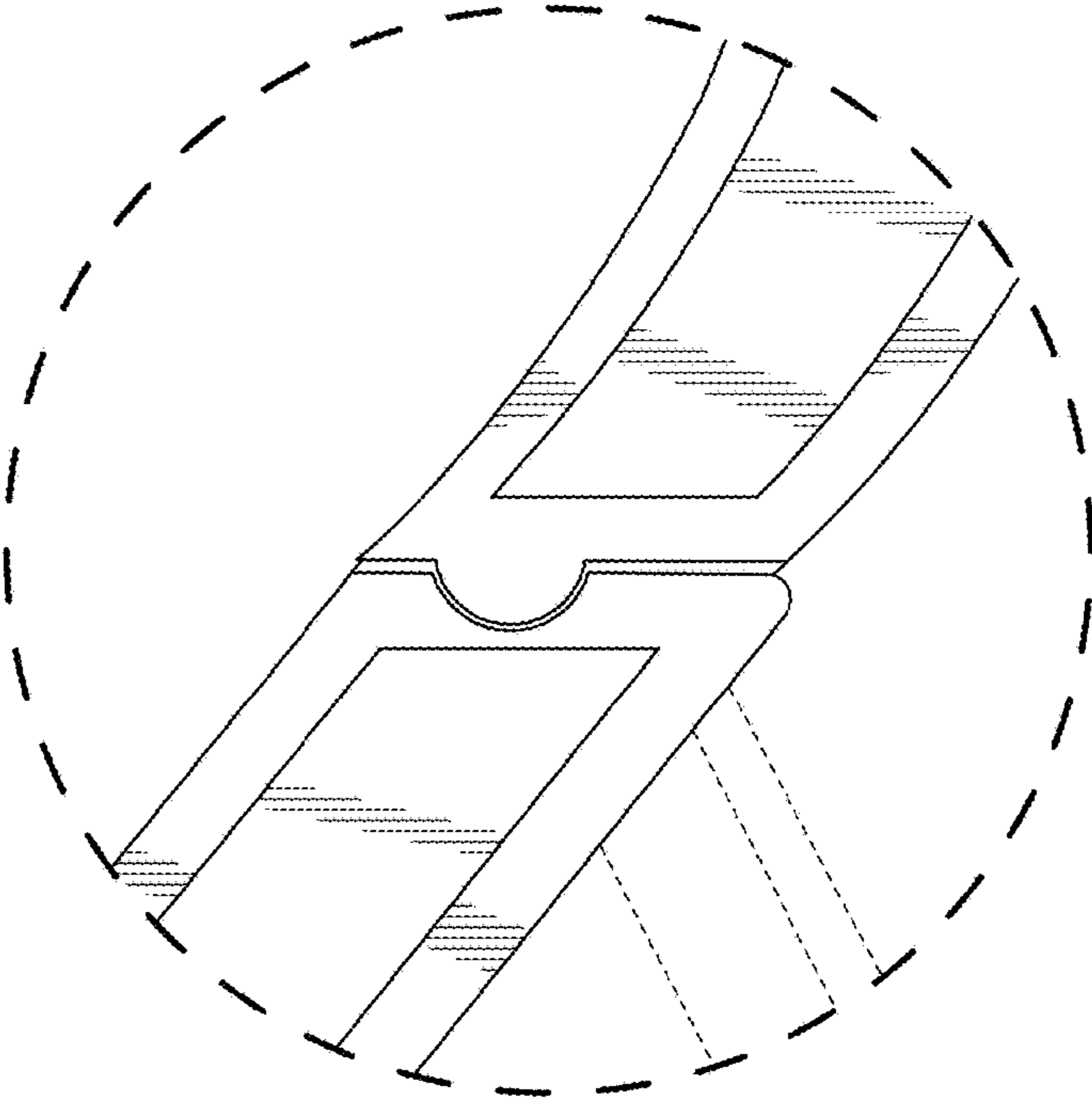


Fig. 6

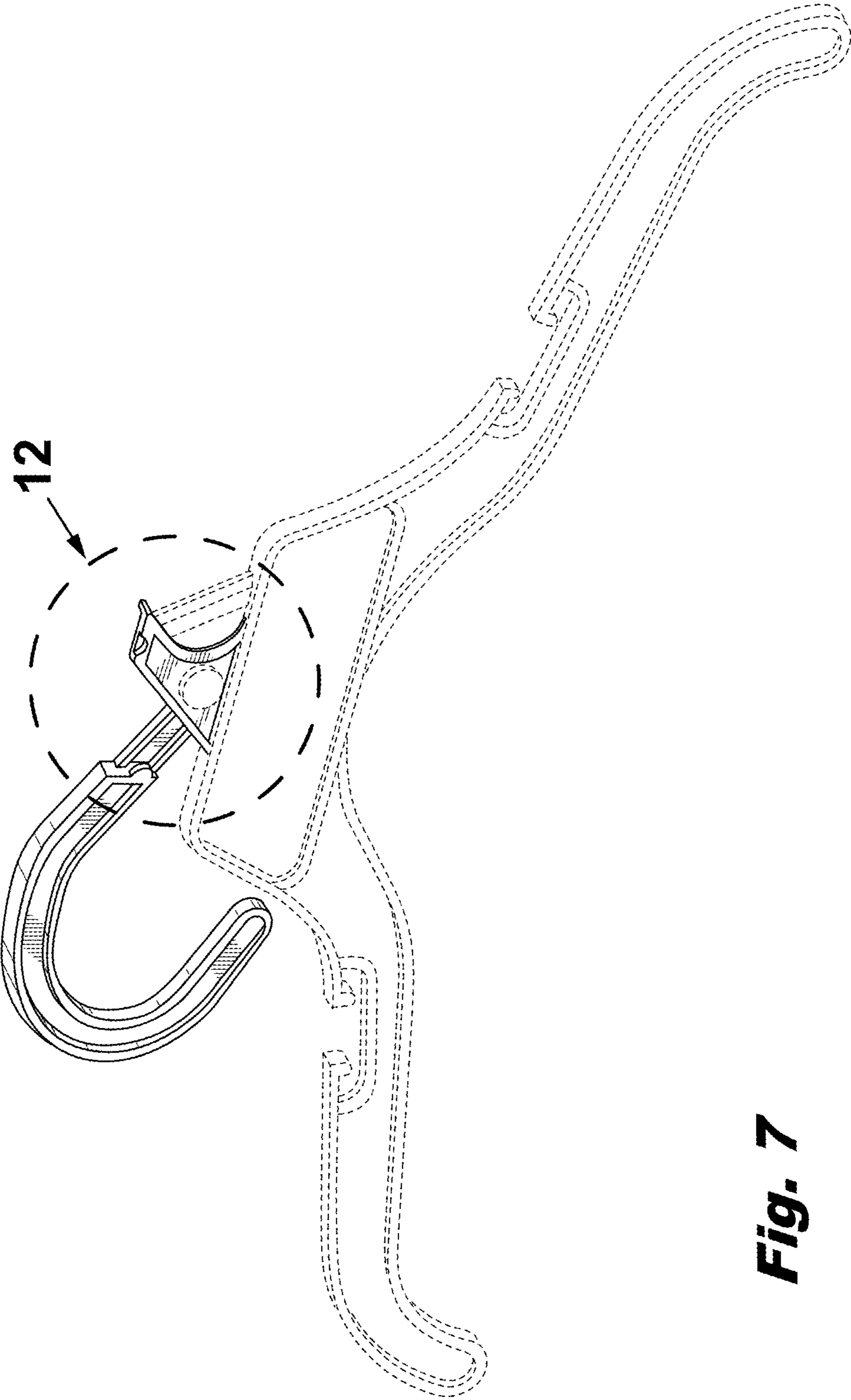


Fig. 7



Fig. 8

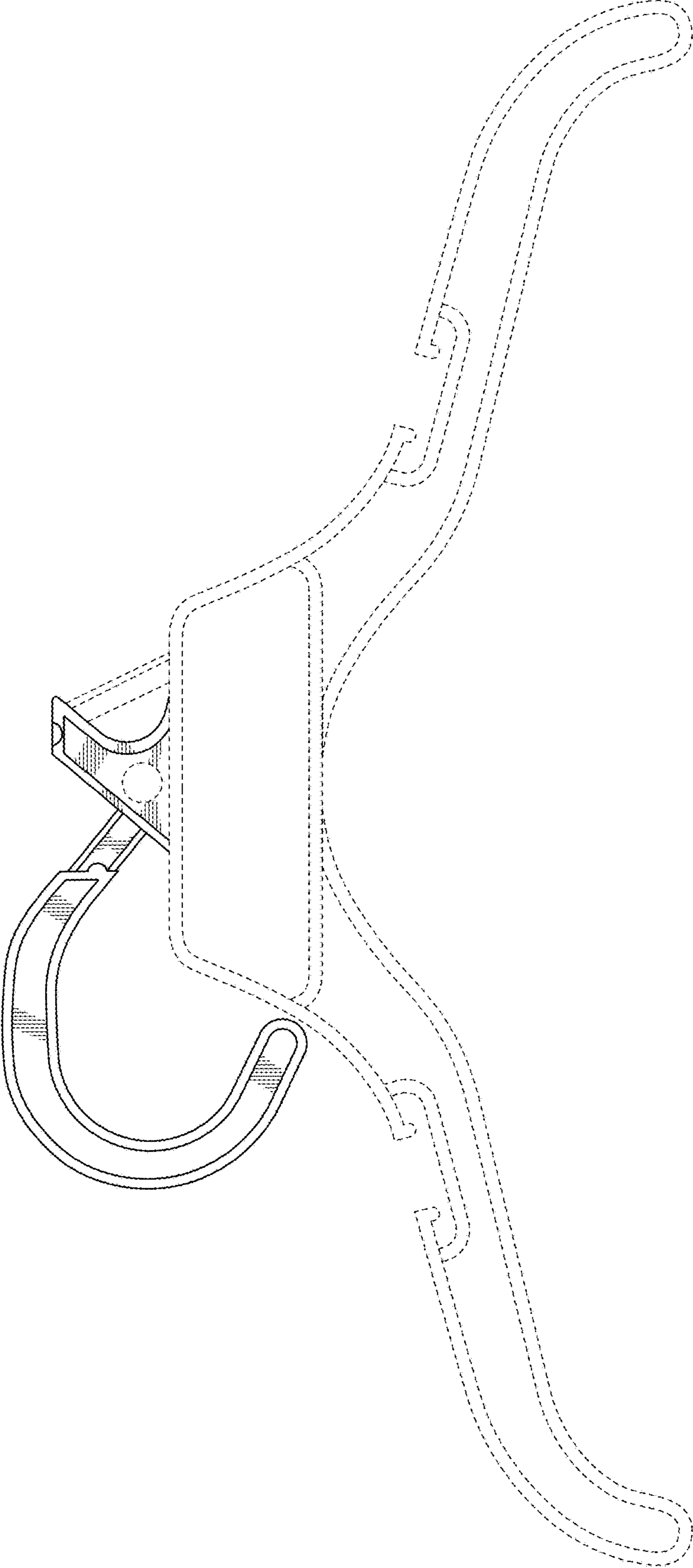


Fig. 9

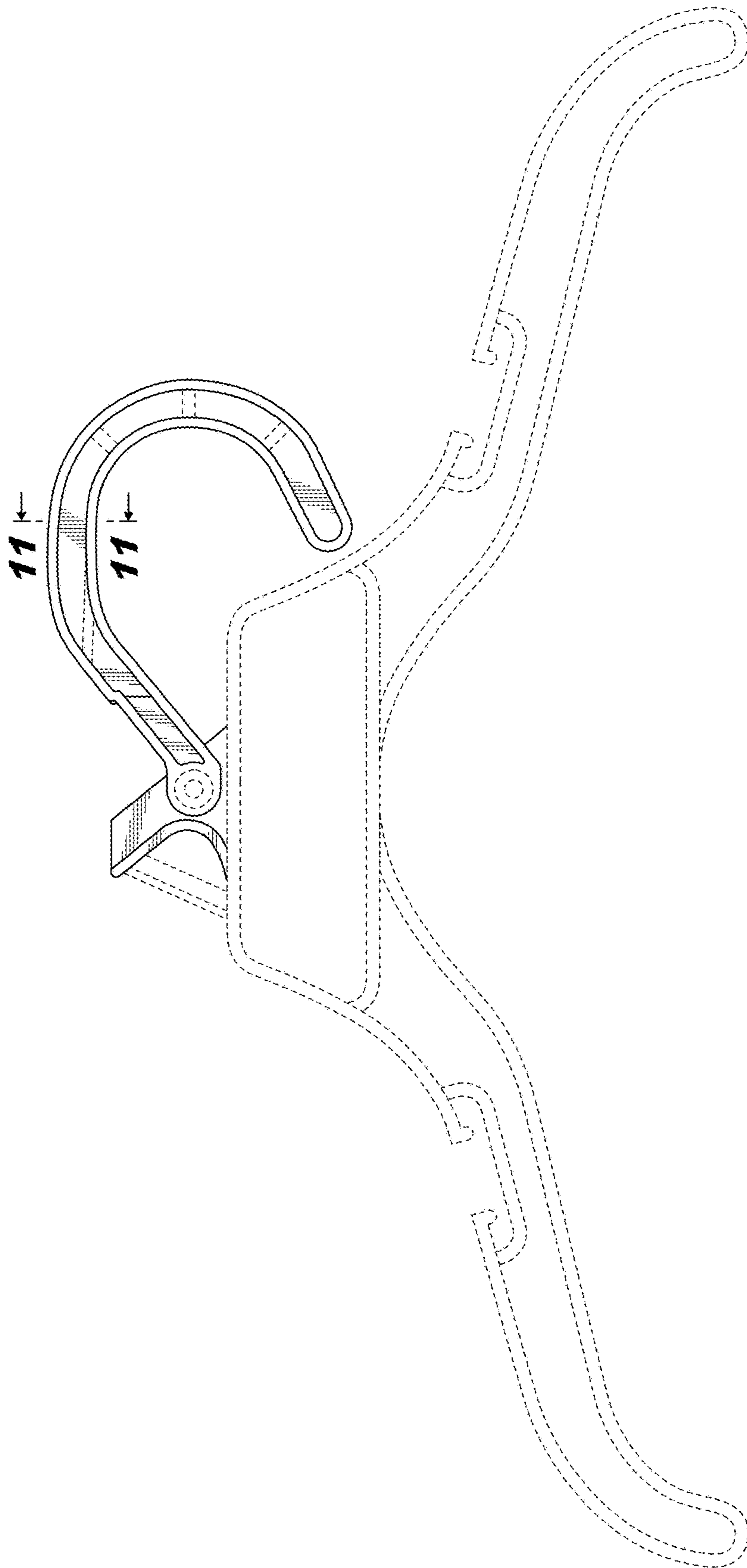


Fig. 10

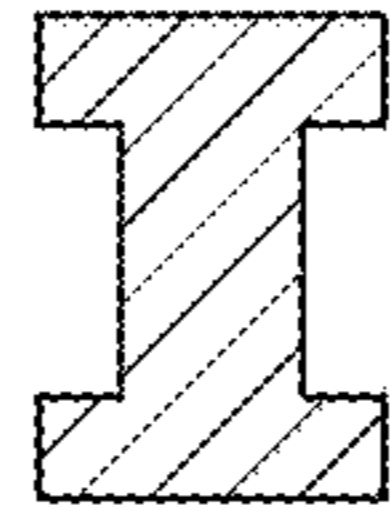


Fig. 11

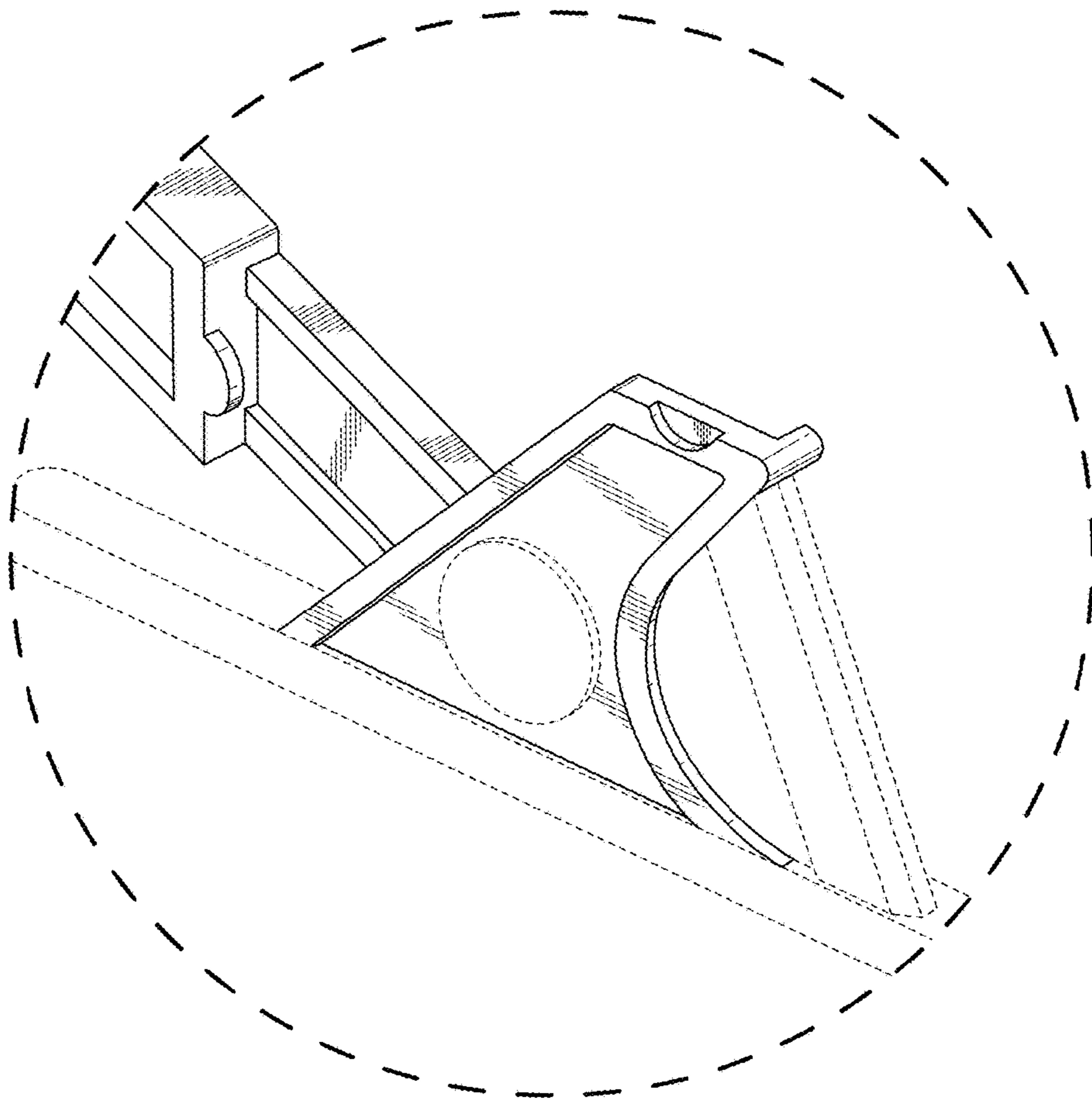


Fig. 12