



US00D814199S

(12) **United States Design Patent** (10) **Patent No.:** **US D814,199 S**
Ho (45) **Date of Patent:** **** Apr. 3, 2018**

(54) **COLLAPSIBLE PLASTIC HOOK FOR PLASTIC GARMENT HANGER**

(71) Applicant: **Sourcing Solutions International Limited, Kowloon (HK)**

(72) Inventor: **Leung Ho, Kowloon (HK)**

(73) Assignee: **Sourcing Solutions International Limited, Kowloon (HK)**

(**) Term: **15 Years**

(21) Appl. No.: **29/587,214**

(22) Filed: **Dec. 12, 2016**

(51) **LOC (11) Cl.** **06-08**

(52) **U.S. Cl.**
USPC **D6/328**

(58) **Field of Classification Search**
USPC D6/315-328; D8/367
CPC A47G 25/32; A47G 25/28; A47G 25/40;
A47G 25/442; A47G 25/743; A47G
25/4023; A47G 25/1457; A47G 25/403;
A47G 25/44; A47G 25/1414; A47G 25/38
See application file for complete search history.

(56) **References Cited**

U.S. PATENT DOCUMENTS

881,818	A	3/1908	Morrison	
D210,259	S *	2/1968	Holtzman	223/88
3,870,206	A *	3/1975	Feinberg	A47G 25/32 223/88
4,063,670	A	12/1977	Faarbech	
4,450,639	A *	5/1984	Duester	A47G 25/1414 223/85
4,951,855	A *	8/1990	Jacobson	A47G 25/28 223/88
5,085,357	A *	2/1992	Chen	A47G 25/4038 223/85
D409,899	S *	5/1999	Schrader	D8/367

D506,078	S *	6/2005	Leung	D6/328
D518,653	S	4/2006	de Groot	
D541,537	S	5/2007	Cresap	
7,246,729	B2	7/2007	Harvey	
7,249,699	B2	7/2007	Hill	
D605,417	S *	12/2009	Warren	D6/328
D627,980	S *	11/2010	Chan	D6/328
7,828,179	B2	11/2010	Spovieri	
7,837,074	B2	11/2010	Rude	
D631,672	S	2/2011	Kaleta	
D649,365	S *	11/2011	Young	D6/318

(Continued)

Primary Examiner — Lauren R Calve
(74) *Attorney, Agent, or Firm* — Schroeder Law PC

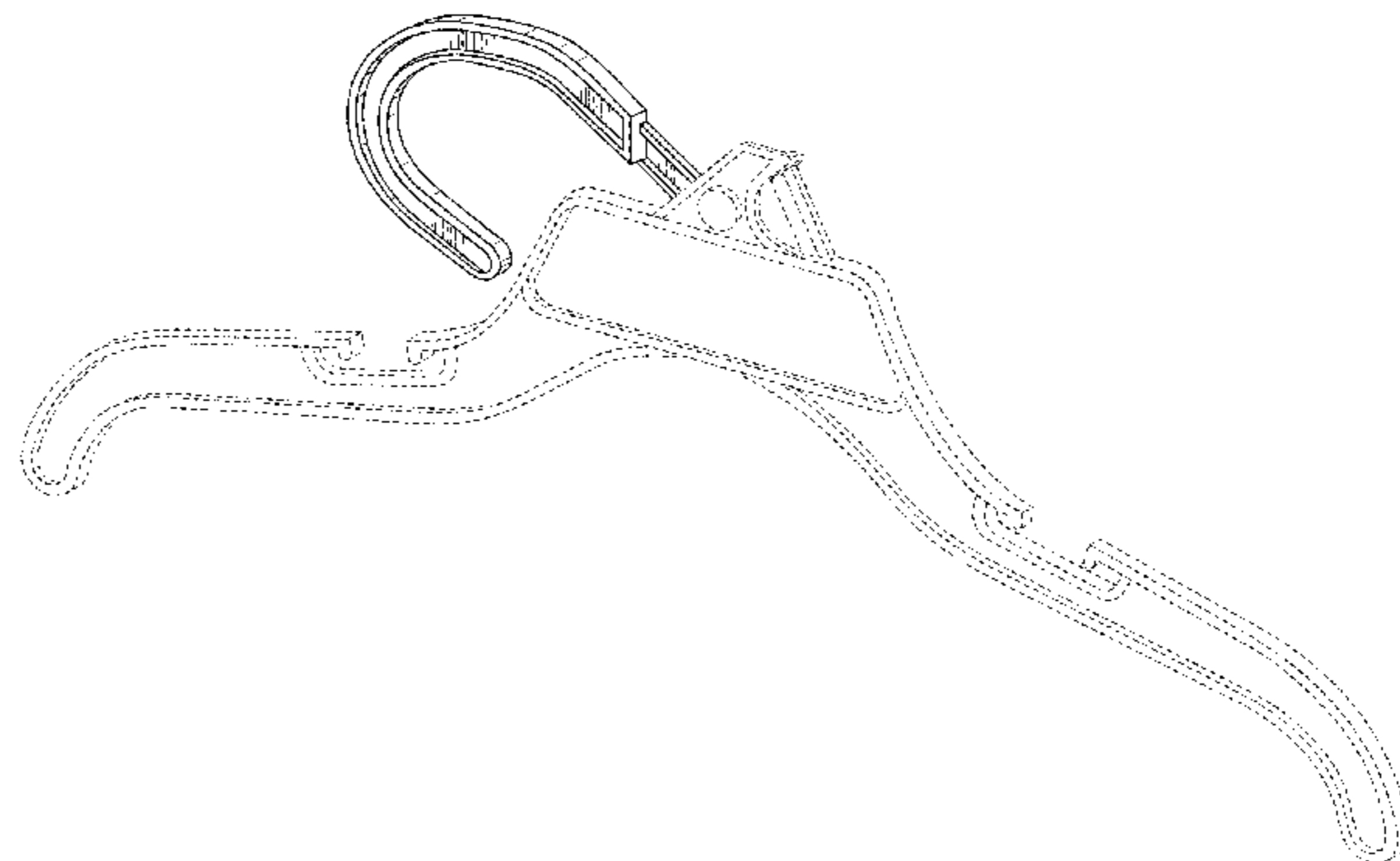
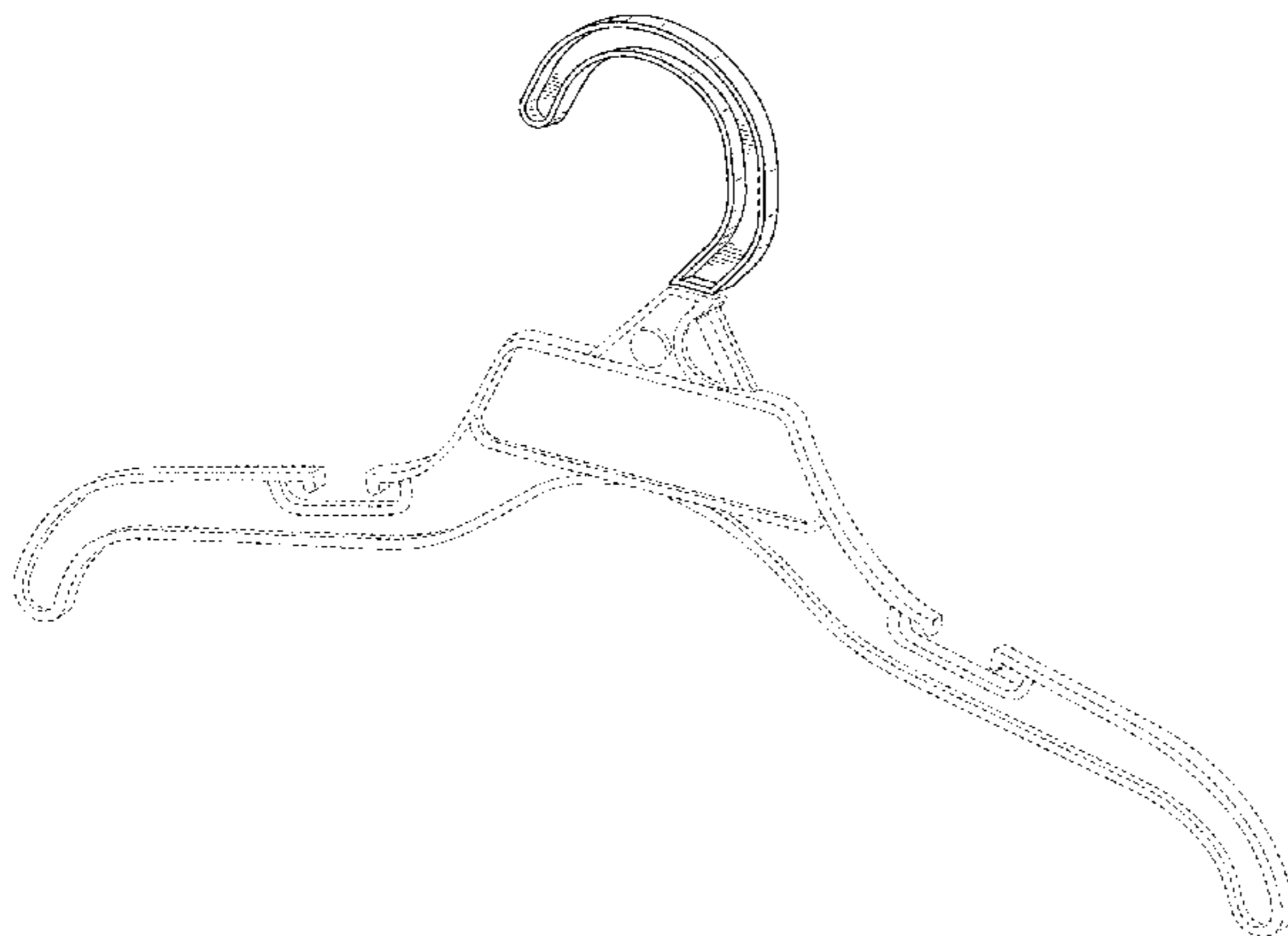
(57) **CLAIM**

The ornamental design for a collapsible plastic hook for a plastic garment hanger, as shown and described.

DESCRIPTION

FIG. 1 is a front perspective view of a collapsible plastic hook for a plastic garment hanger showing my new design;
 FIG. 2 is a front elevation view thereof;
 FIG. 3 is a right side elevation view thereof;
 FIG. 4 is a rear elevation view thereof;
 FIG. 5 is a left side elevation view thereof;
 FIG. 6 is a front perspective view thereof showing the collapsible plastic hook in a collapsed position;
 FIG. 7 is a top view of the collapsible plastic hook in the collapsed position;
 FIG. 8 is a front elevation view of the collapsible plastic hook in the collapsed position;
 FIG. 9 is a rear elevation view of the collapsible plastic hook in the collapsed position; and,
 FIG. 10 is an enlarged sectional view taken along lines 10-10 of FIG. 9.
 The broken lines shown represent unclaimed subject matter and form no part of the claimed design.

1 Claim, 10 Drawing Sheets



(56)

References Cited

U.S. PATENT DOCUMENTS

D650,176	S *	12/2011	Gadsby	D6/315
8,113,393	B2	2/2012	Ho	
8,181,832	B2 *	5/2012	Ho	G09F 3/20 223/85
8,381,952	B2	2/2013	Mainetti	
8,523,026	B2	9/2013	Tseng	
D755,529	S *	5/2016	Schlang	D6/328
9,392,898	B2	7/2016	Tsukada	
9,445,679	B2	9/2016	Hansen	
2005/0161349	A1 *	7/2005	Yao	A47G 25/32 206/300
2009/0127298	A1 *	5/2009	Sprovieri	A47G 25/4023 223/94
2011/0284597	A1 *	11/2011	Kaletka	A47G 25/50 223/85
2013/0200113	A1 *	8/2013	Tashkin	A47G 25/40 223/85
2013/0299527	A1 *	11/2013	Mazyck	A47G 25/16 223/88
2014/0252048	A1 *	9/2014	Mainetti	A47G 25/40 223/85
2015/0297012	A1	10/2015	Yamada	
2016/0088965	A1 *	3/2016	Hansen	A47G 25/32 223/85
2017/0000278	A1 *	1/2017	Hansen	A47G 25/40

* cited by examiner

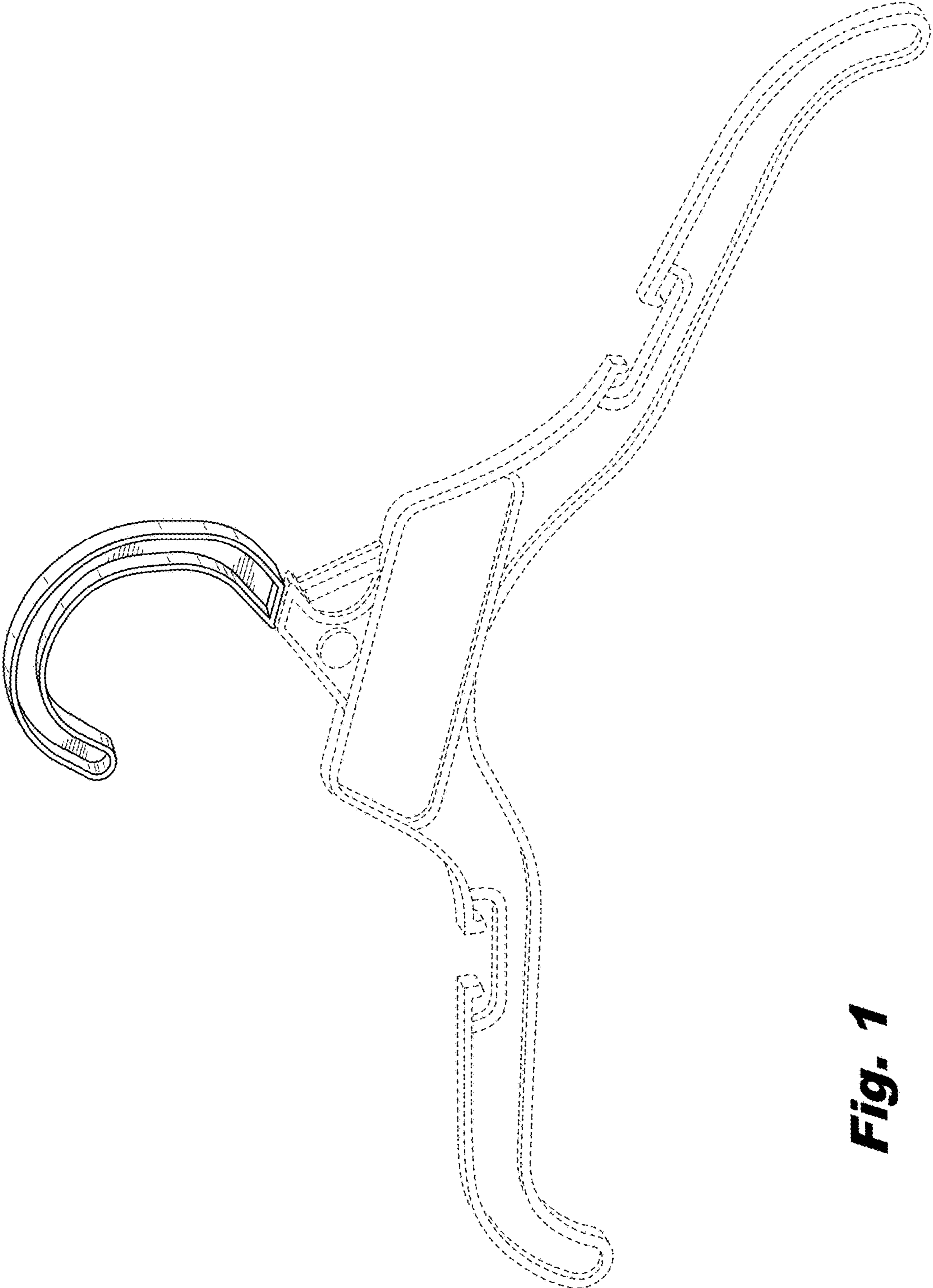


Fig. 1

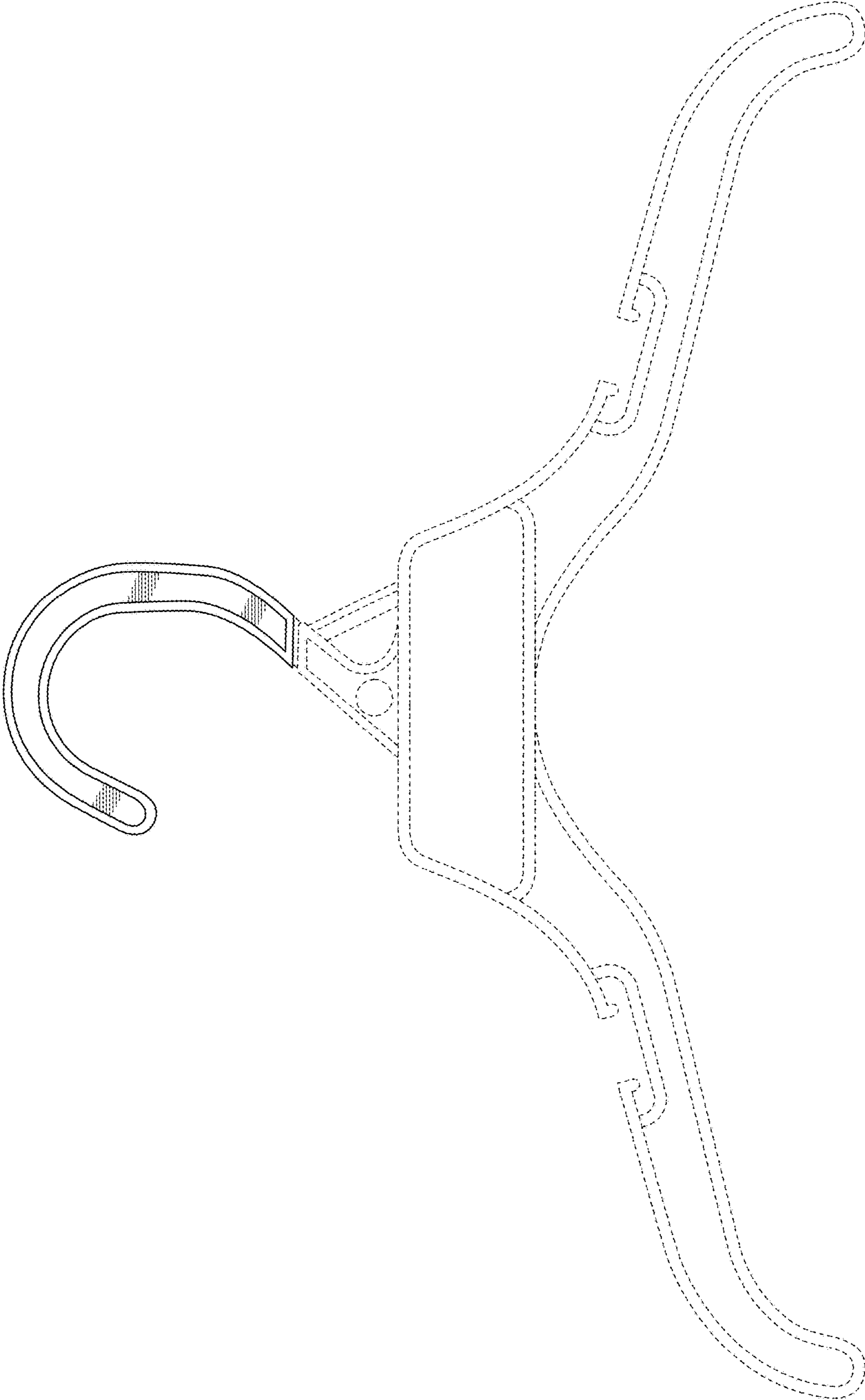


Fig. 2




Fig. 3

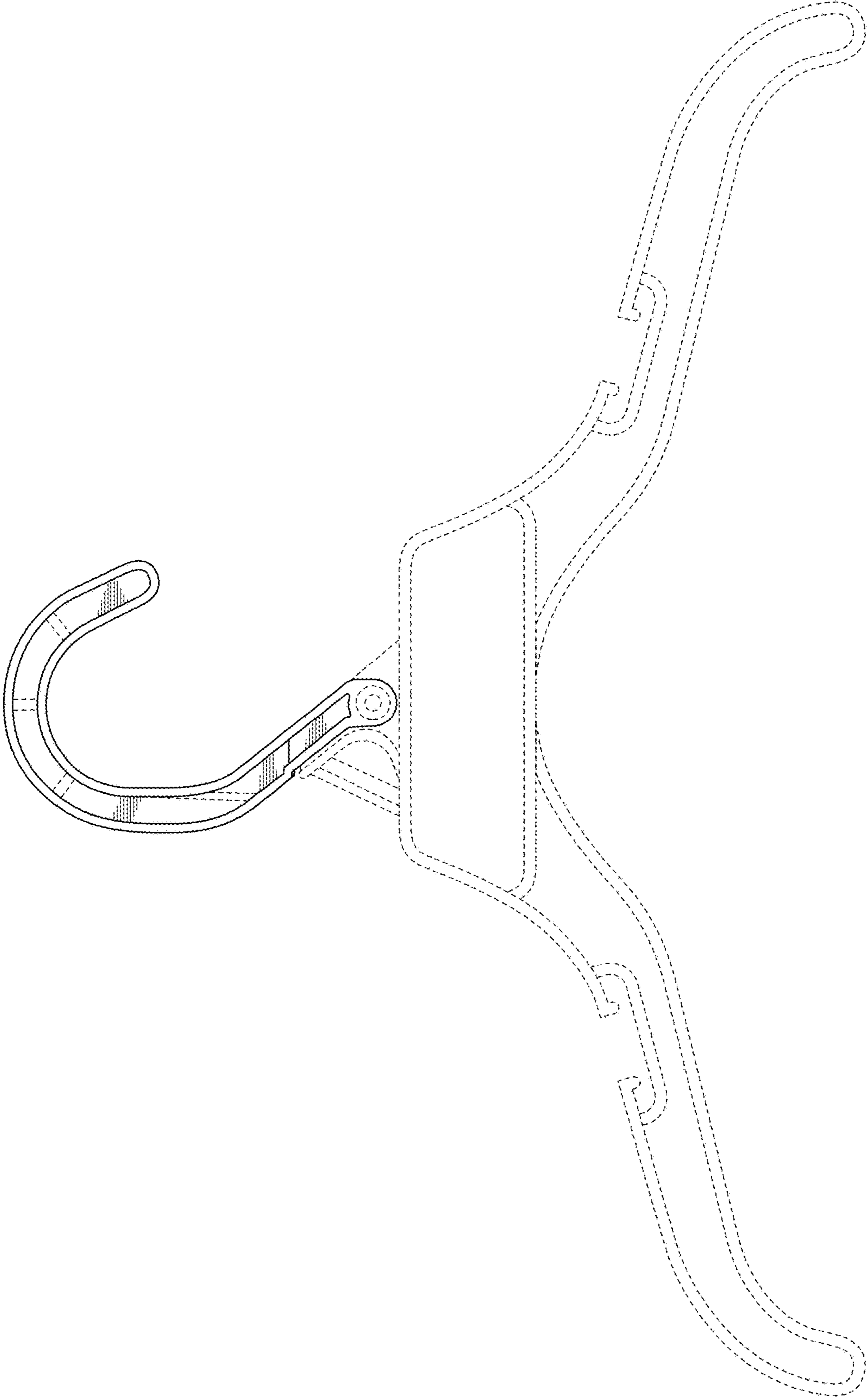


Fig. 4




Fig. 5

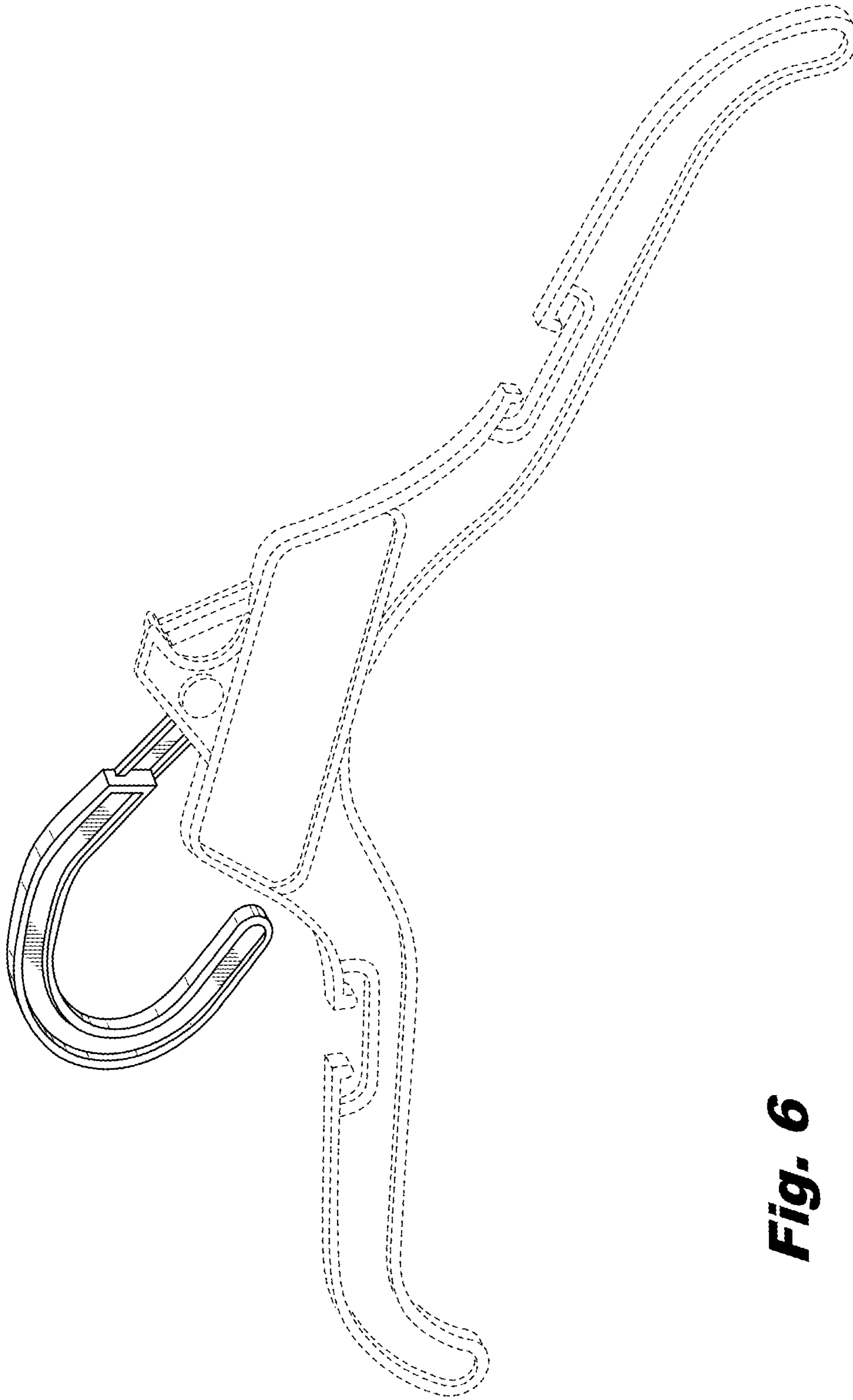


Fig. 6

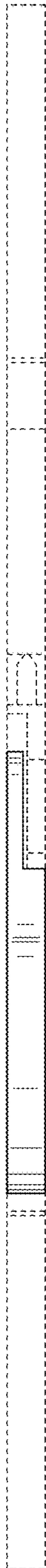


Fig. 7

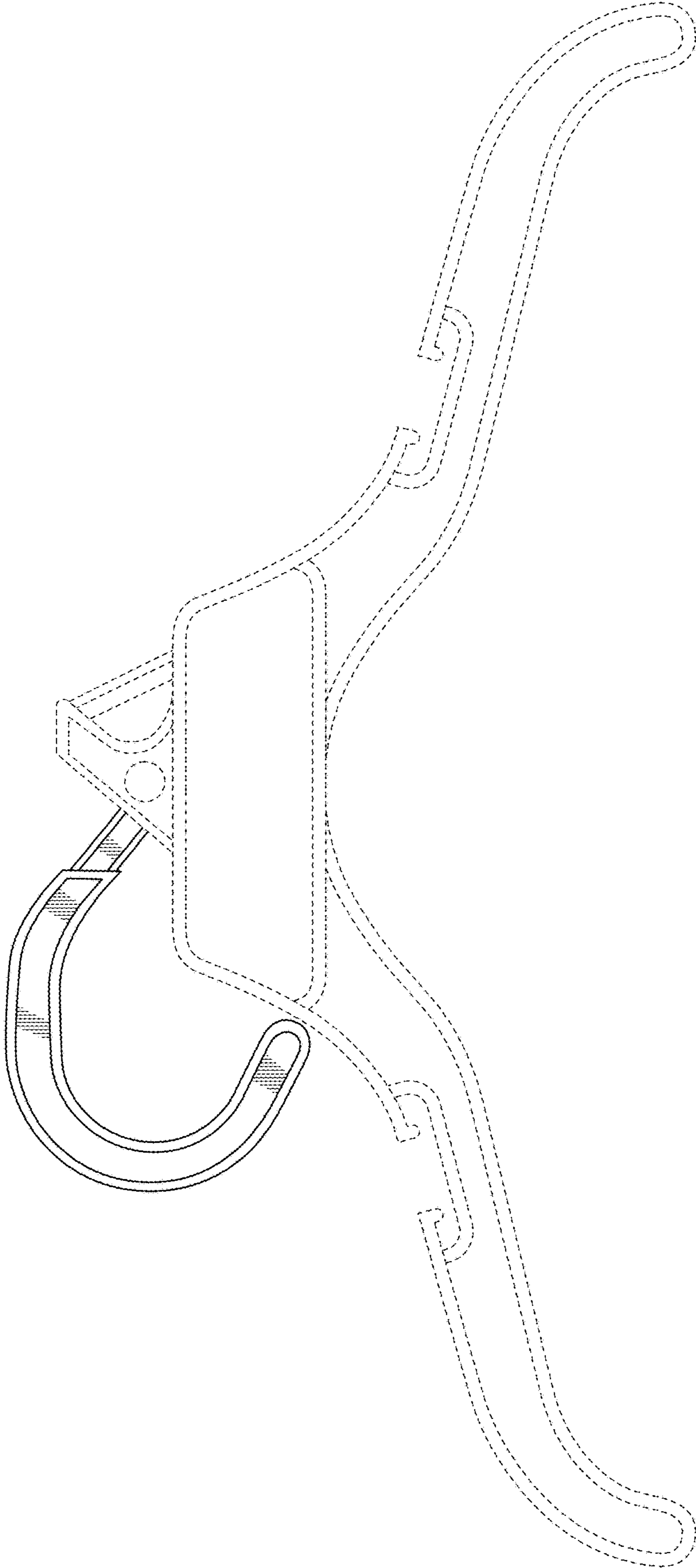


Fig. 8

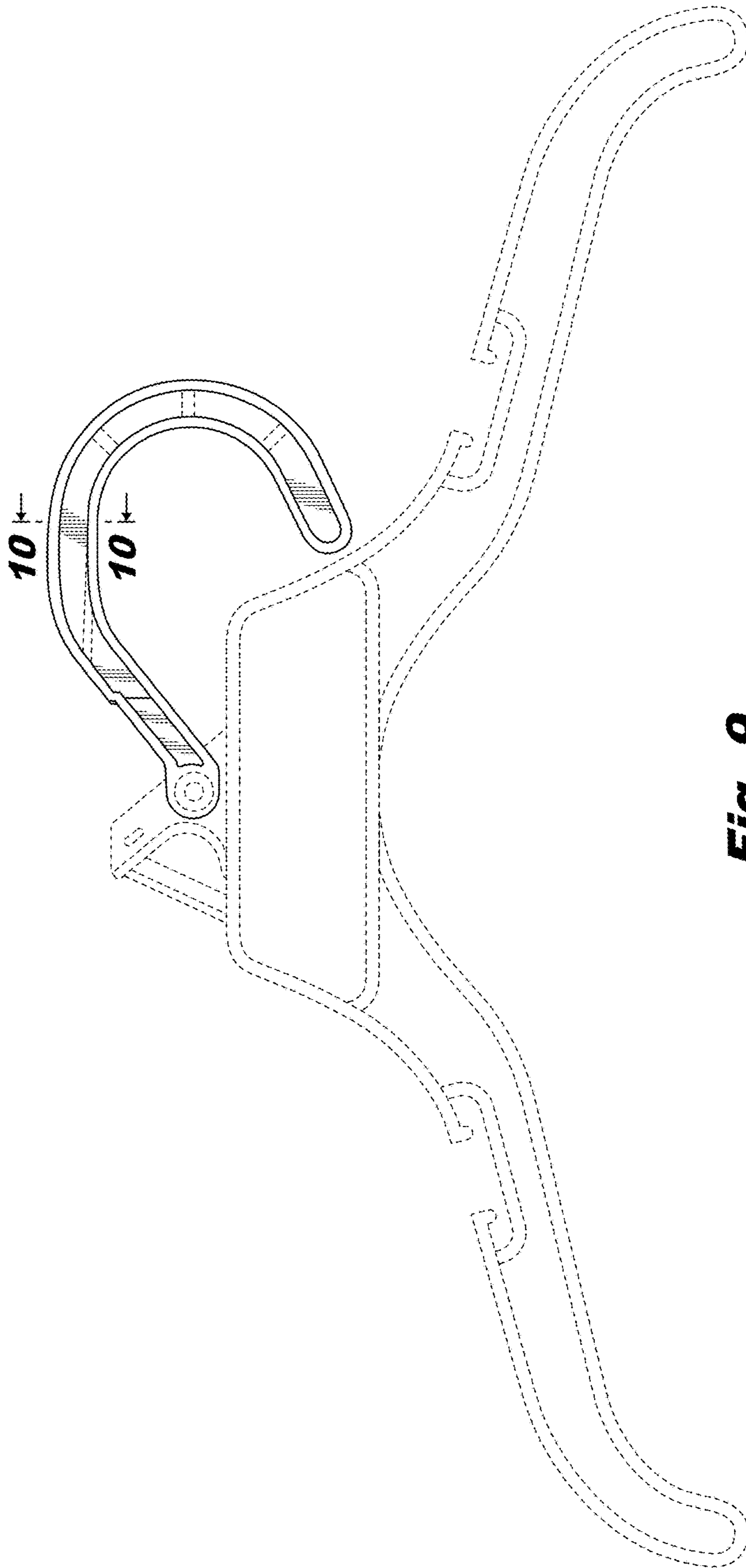


Fig. 9

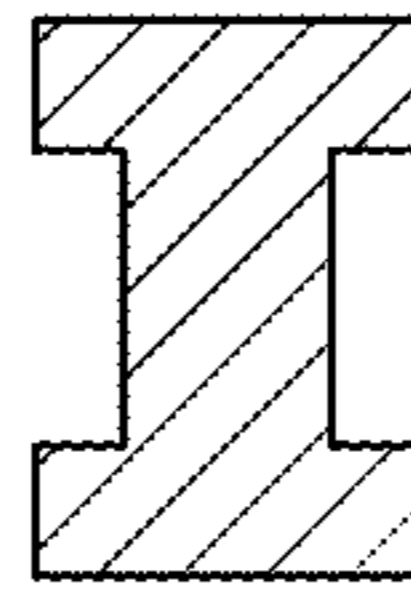


Fig. 10