



US00D814195S

(12) **United States Design Patent** (10) **Patent No.:** **US D814,195 S**
Sikora et al. (45) **Date of Patent:** **** Apr. 3, 2018**

(54) **ELECTRIC TOOTHBRUSH**
(71) Applicant: **Braun GmbH**, Kronberg (DE)
(72) Inventors: **Bernhard Sikora**, Kelkheim (DE);
Wolfgang Stegmann, Frankfurt am
Main (DE)
(73) Assignee: **BRAUN GMBH**, Kronberg (DE)
(**) Term: **15 Years**
(21) Appl. No.: **29/582,845**
(22) Filed: **Oct. 31, 2016**

D457,726 S * 5/2002 Tse D4/101
D480,563 S * 10/2003 Hensel D4/101
D489,534 S * 5/2004 Hensel D4/101
D734,614 S * 7/2015 Driesen D4/101
9,113,987 B2 * 8/2015 Utsch A61C 17/222
D752,868 S * 4/2016 McGarry D4/101
D758,080 S * 6/2016 Since D4/101
D773,822 S * 12/2016 Sikora D4/101
D775,469 S * 1/2017 Sikora D4/102
9,603,686 B2 * 3/2017 Schaefer A61C 17/222
D791,485 S * 7/2017 McGarry D4/101
9,724,001 B2 * 8/2017 Dykes A61B 5/02427
2016/0346069 A1 * 12/2016 Dai A61C 17/3436
2017/0020277 A1 * 1/2017 Barnes A61C 17/3436

FOREIGN PATENT DOCUMENTS

JP D1400328 * 11/2010

* cited by examiner

Primary Examiner — Karen E Eldridge Powers

Related U.S. Application Data

(62) Division of application No. 29/466,288, filed on Sep. 6, 2013, now Pat. No. Des. 773,822.

Foreign Application Priority Data

Mar. 8, 2013 (EP) 725017801

(51) **LOC (11) Cl.** **28-03**

(52) **U.S. Cl.**
USPC **D4/102; D4/101**

(58) **Field of Classification Search**
USPC D4/101, 102, 104, 105, 106, 107, 108,
D4/109, 110, 111, 112, 113; D8/61;
15/167.1
CPC A46B 9/04; A46B 9/10; A46B 7/00; A46B
2200/1066
See application file for complete search history.

References Cited

U.S. PATENT DOCUMENTS

D294,885 S * 3/1988 Mollenhoff 15/23
4,733,983 A * 3/1988 Hertrampf A46B 11/0058
222/105
D361,433 S * 8/1995 Yang D4/101

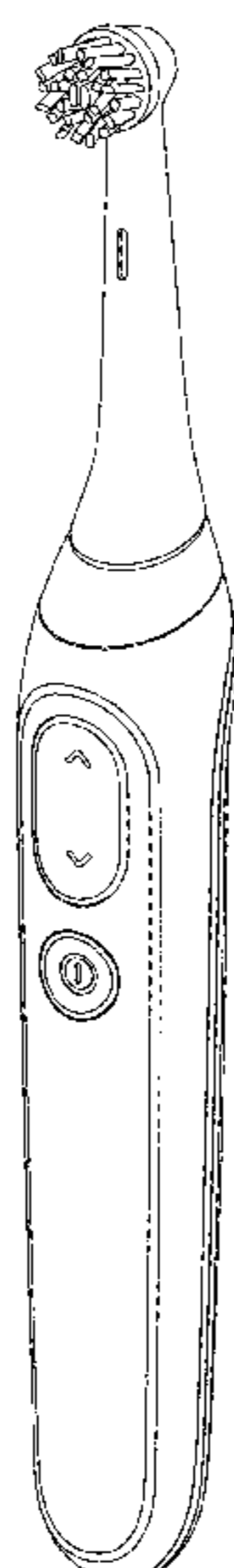
(57) **CLAIM**

The ornamental design for an electric toothbrush, as shown and described.

DESCRIPTION

FIG. 1 is a perspective view of an electric toothbrush showing our new design;
FIG. 2 is a front elevation view of the electric toothbrush as shown in FIG. 1;
FIG. 3 is a rear elevation view of the electric toothbrush as shown in FIG. 1;
FIG. 4 is a right side elevation view of the electric toothbrush as shown in FIG. 1;
FIG. 5 is a left side elevation view of the electric toothbrush as shown in FIG. 1;
FIG. 6 is a top plan view of the electric toothbrush as shown in FIG. 1; and,
FIG. 7 is a bottom plan view of the electric toothbrush as shown in FIG. 1.

1 Claim, 4 Drawing Sheets



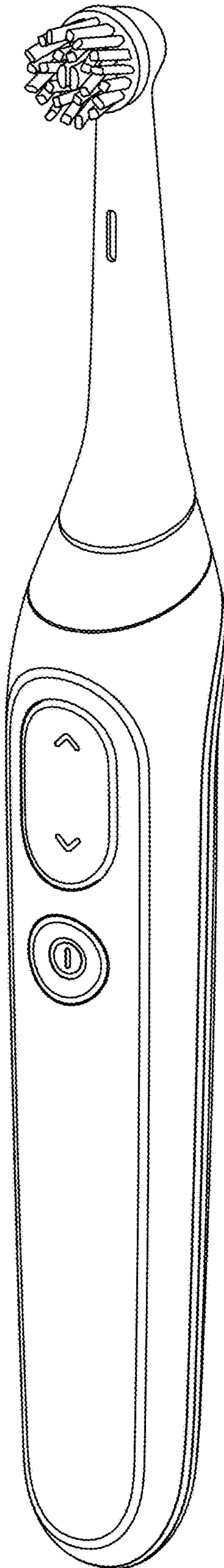


Fig. 1

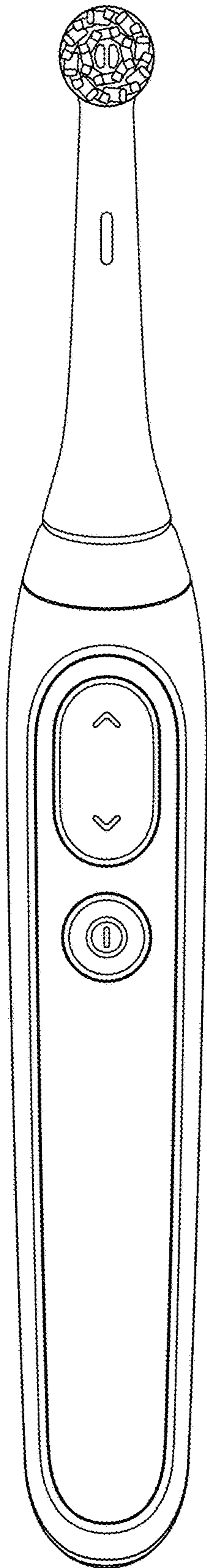


Fig. 2




Fig. 3

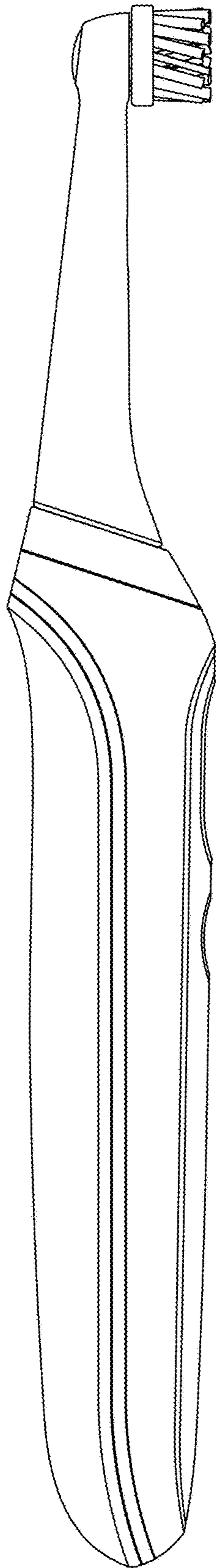


Fig. 4

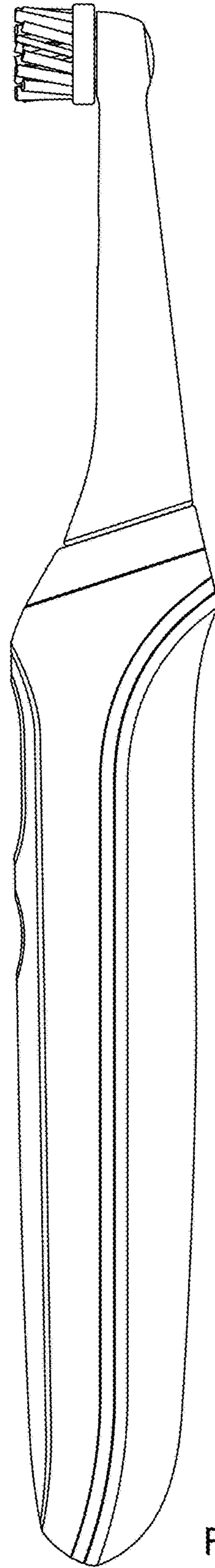


Fig. 5

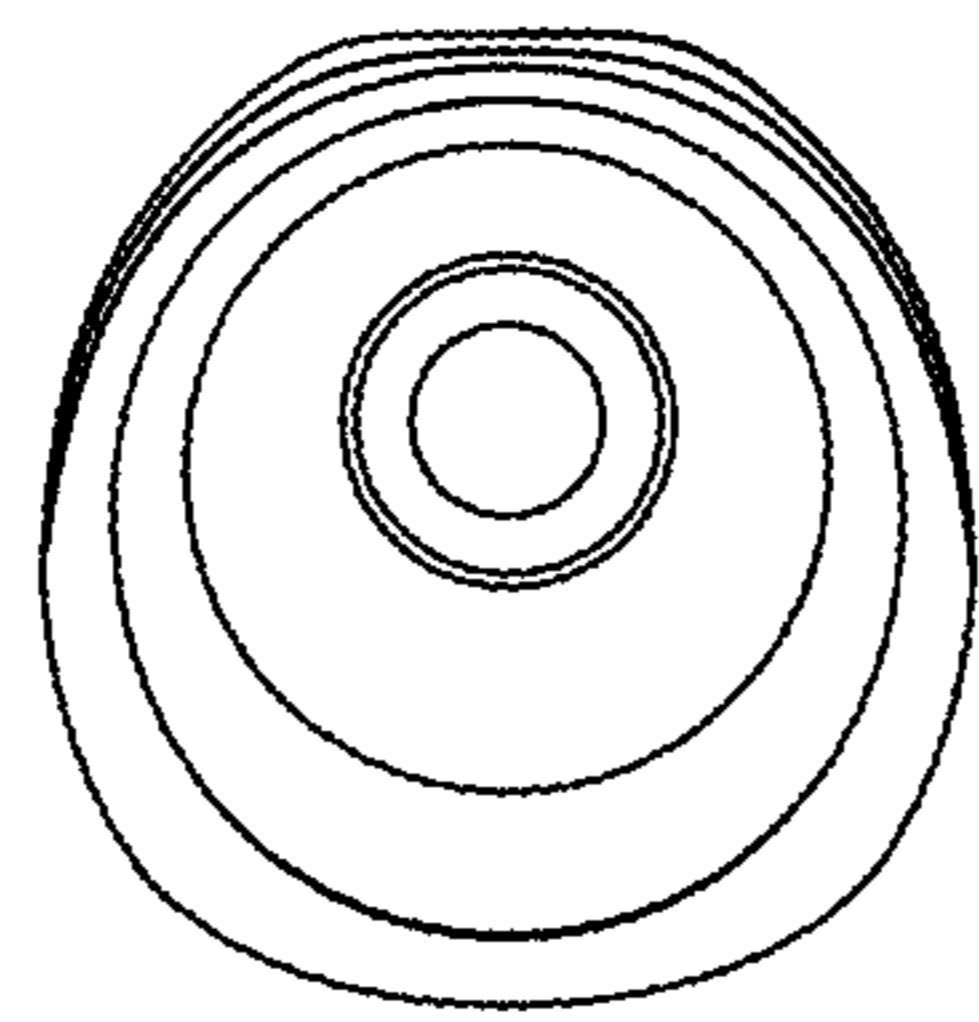


Fig. 6

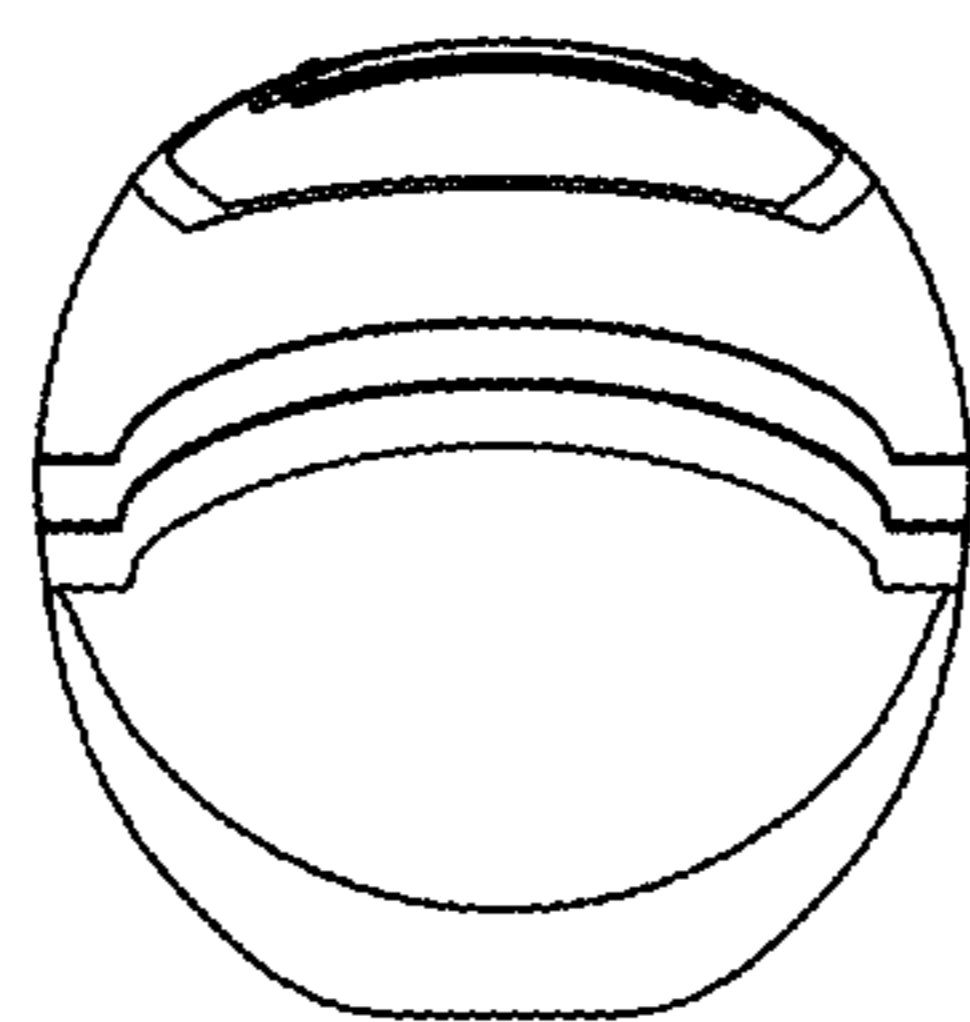


Fig. 7