



US00D814194S

(12) **United States Design Patent**
Kalfe

(10) **Patent No.:** **US D814,194 S**

(45) **Date of Patent:** **** Apr. 3, 2018**

- (54) **ROTATING CLEANING BRUSH**
- (71) Applicant: **Ahmet Kalfe**, Bochum (DE)
- (72) Inventor: **Ahmet Kalfe**, Bochum (DE)
- (**) Term: **15 Years**
- (21) Appl. No.: **29/574,880**
- (22) Filed: **Aug. 19, 2016**
- (51) **LOC (11) Cl.** **04-02**
- (52) **U.S. Cl.**
USPC **D4/102**
- (58) **Field of Classification Search**
USPC D4/104, 105, 109, 110, 111, 113, 114,
D4/115, 116, 117, 118, 119, 120, 121,
D4/127, 128, 129, 130, 131, 132, 133,
D4/134, 135, 136, 137, 138, 199;
D32/25, 32, 33, 39, 40, 41, 42
CPC A46B 5/02; A46B 9/02; A46B 2200/30;
A46B 2200/3086; A46B 13/00; A46B
13/02; A46B 2200/3046; A46B 3/001;
A46B 13/001; A46B 13/003; A46B
13/005; B60S 3/06; B60S 3/063
See application file for complete search history.

(56) **References Cited**

U.S. PATENT DOCUMENTS

- 42,625 A * 5/1864 Robbins et al. A46B 13/003
15/181
- 347,671 A * 8/1886 Webb A46B 5/00
15/149
- 948,617 A * 2/1910 Snevely A46B 9/02
15/171
- 2,983,939 A * 5/1961 Marchessault A46B 9/02
15/160
- 3,332,098 A * 7/1967 Smith B60S 3/06
15/53.3
- 3,526,012 A * 9/1970 Cirino B60S 3/06
134/6

- 3,624,851 A * 12/1971 Barber B60S 3/063
15/53.3
- 3,691,578 A * 9/1972 Barber B60S 3/063
15/53.3
- 3,731,332 A * 5/1973 Bernardi B60S 3/06
15/53.3
- 3,793,663 A * 2/1974 Lieftring B60S 3/06
15/53.3
- 3,877,107 A * 4/1975 Cirino B60S 3/06
15/302
- 3,921,242 A * 11/1975 Clark B60S 3/06
15/88.3
- 4,063,327 A * 12/1977 Barber B60S 3/063
15/53.3
- 4,453,284 A * 6/1984 Schleeter B60S 3/063
15/97.3
- 4,815,158 A 3/1989 Crotts
- 5,167,044 A * 12/1992 Belanger B60S 3/06
15/4

(Continued)

FOREIGN PATENT DOCUMENTS

- DE 299 09 346 U1 8/1999
- DE 299 16 951 U1 3/2000

(Continued)

Primary Examiner — Karen E Eldridge Powers
(74) *Attorney, Agent, or Firm* — Norman B. Thot

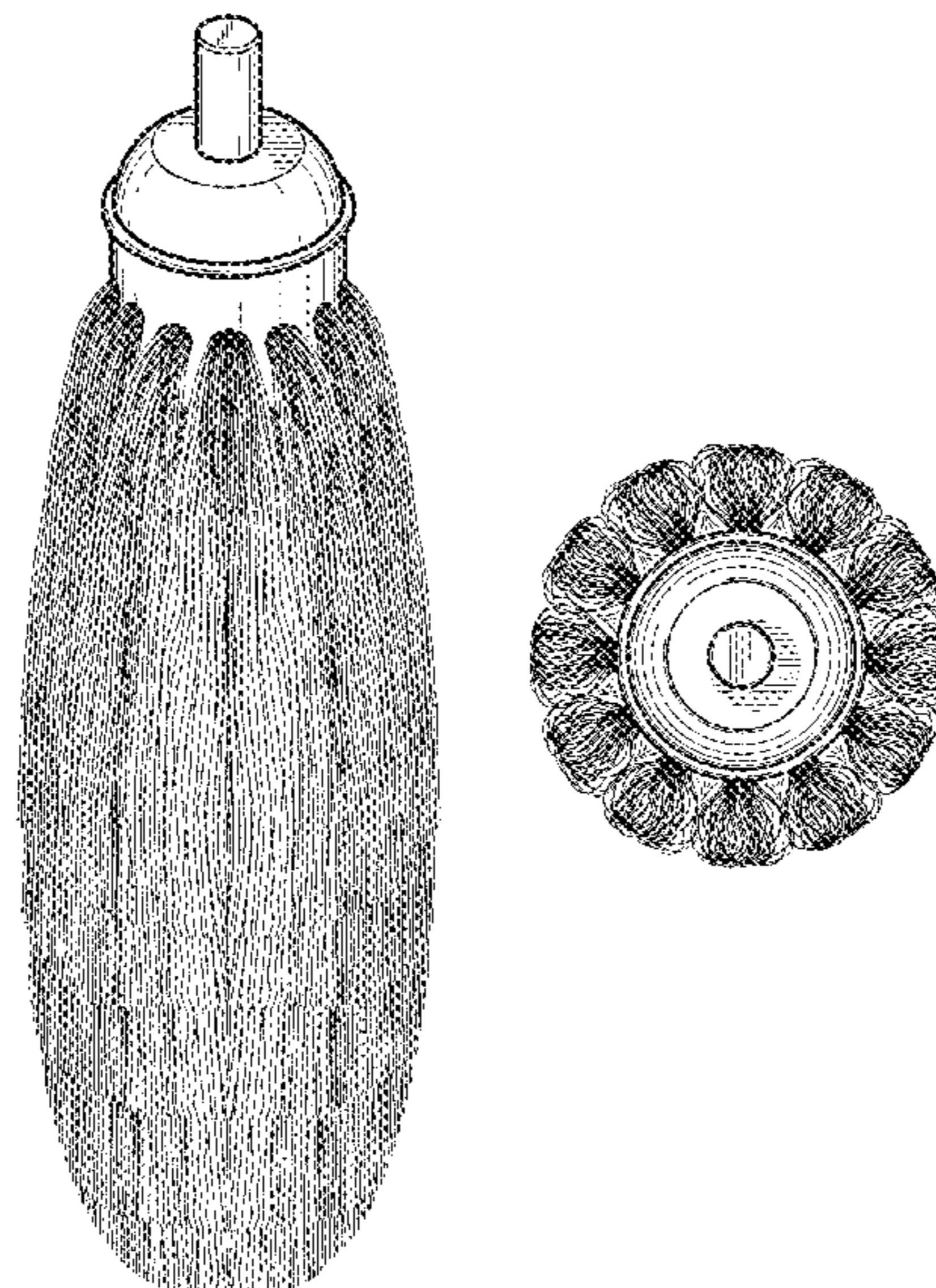
(57) **CLAIM**

The ornamental design for a rotating cleaning brush, as shown and described.

DESCRIPTION

FIG. 1 is a perspective view showing my new rotating cleaning brush;
FIG. 2 is a front elevational view thereof;
FIG. 3 is a rear elevational view thereof;
FIG. 4 is a top plan view thereof; and,
FIG. 5 is a bottom plan view thereof.

1 Claim, 3 Drawing Sheets



(56)

References Cited

U.S. PATENT DOCUMENTS

5,715,558 A * 2/1998 Johnson A46B 13/02
15/53.2
9,802,579 B2 * 10/2017 Anderson B60S 3/04
2010/0186771 A1 7/2010 Rahbar-Dehghan
2017/0050219 A1* 2/2017 Kalfe A46B 9/02

FOREIGN PATENT DOCUMENTS

DE 20 2007 013 760 U1 2/2008
DE 20 2014 003 325 U1 6/2014
GB 1055052 A 1/1967

* cited by examiner




FIG. 1




FIG. 2



FIG. 3




FIG. 4




FIG. 5