



US00D814191S

(12) **United States Design Patent** (10) **Patent No.:** **US D814,191 S**  
**Fusi** (45) **Date of Patent:** **\*\* Apr. 3, 2018**

(54) **HANDBAG**

(71) Applicant: **FURLA S.p.A.**, Bologna (IT)  
(72) Inventor: **Fabio Fusi**, Tavarnelle Val di Pesa (IT)  
(73) Assignee: **FURLA S.p.A.** (IT)  
(\*\*) Term: **15 Years**  
(21) Appl. No.: **29/588,519**

(22) Filed: **Dec. 21, 2016**

(30) **Foreign Application Priority Data**

Jun. 21, 2016 (EM) ..... 003232198  
(51) **LOC (11) Cl.** ..... **03-01**  
(52) **U.S. Cl.**  
USPC ..... **D3/318**  
(58) **Field of Classification Search**  
USPC ..... D3/232-233, 240-243, 245-246, 318  
CPC ..... A45C 1/024; A45C 3/06  
See application file for complete search history.

(56) **References Cited**

**U.S. PATENT DOCUMENTS**

D626,331 S \* 11/2010 Guyon ..... D3/243  
D686,820 S \* 7/2013 Song ..... D3/243  
D698,145 S \* 1/2014 Deneve ..... D3/243  
D726,409 S \* 4/2015 Fusi ..... D3/243  
D770,176 S \* 11/2016 Guyon ..... D3/243  
D772,564 S \* 11/2016 Michele ..... D3/243

**FOREIGN PATENT DOCUMENTS**

EM 003294768 7/2016

**OTHER PUBLICATIONS**

U.S. Appl. No. 29/588,515, of Fabio Fusi, filed Dec. 21, 2016 (unpublished).  
U.S. Appl. No. 29/588,528, of Fabio Fusi, filed Dec. 21, 2016 (unpublished).  
U.S. Appl. No. 29/589,898, of Fabio Fusi, filed Jan. 5, 2017 (unpublished).  
U.S. Appl. No. 29/589,905, of Fabio Fusi, filed Jan. 5, 2017 (unpublished).

\* cited by examiner

*Primary Examiner* — Holly H Baynham

(74) *Attorney, Agent, or Firm* — Saidman DesignLaw Group, LLC

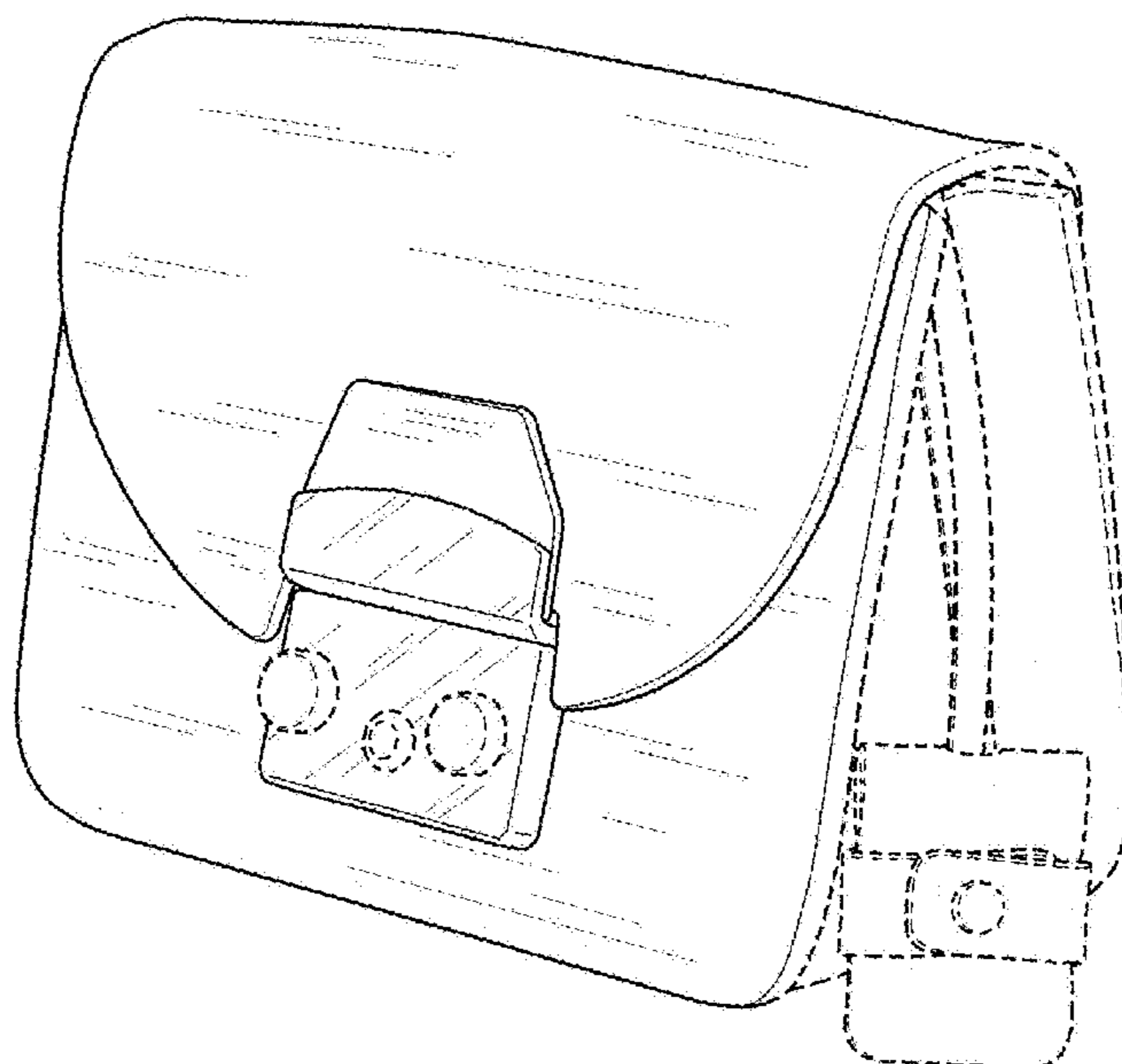
(57) **CLAIM**

The ornamental design for a handbag, as shown and described.

**DESCRIPTION**

FIG. 1 is a front perspective view of a handbag showing my new design;  
FIG. 2 is a front view thereof;  
FIG. 3 is a rear view thereof;  
FIG. 4 is a left side view thereof;  
FIG. 5 is a right side view thereof;  
FIG. 6 is a top view thereof; and,  
FIG. 7 is a bottom view thereof.  
The broken lines illustrate structure or features which form no part of the claimed design.  
The thin horizontal lines represent contour and not surface ornamentation.  
The thin diagonal lines represent a metallic surface.

**1 Claim, 6 Drawing Sheets**



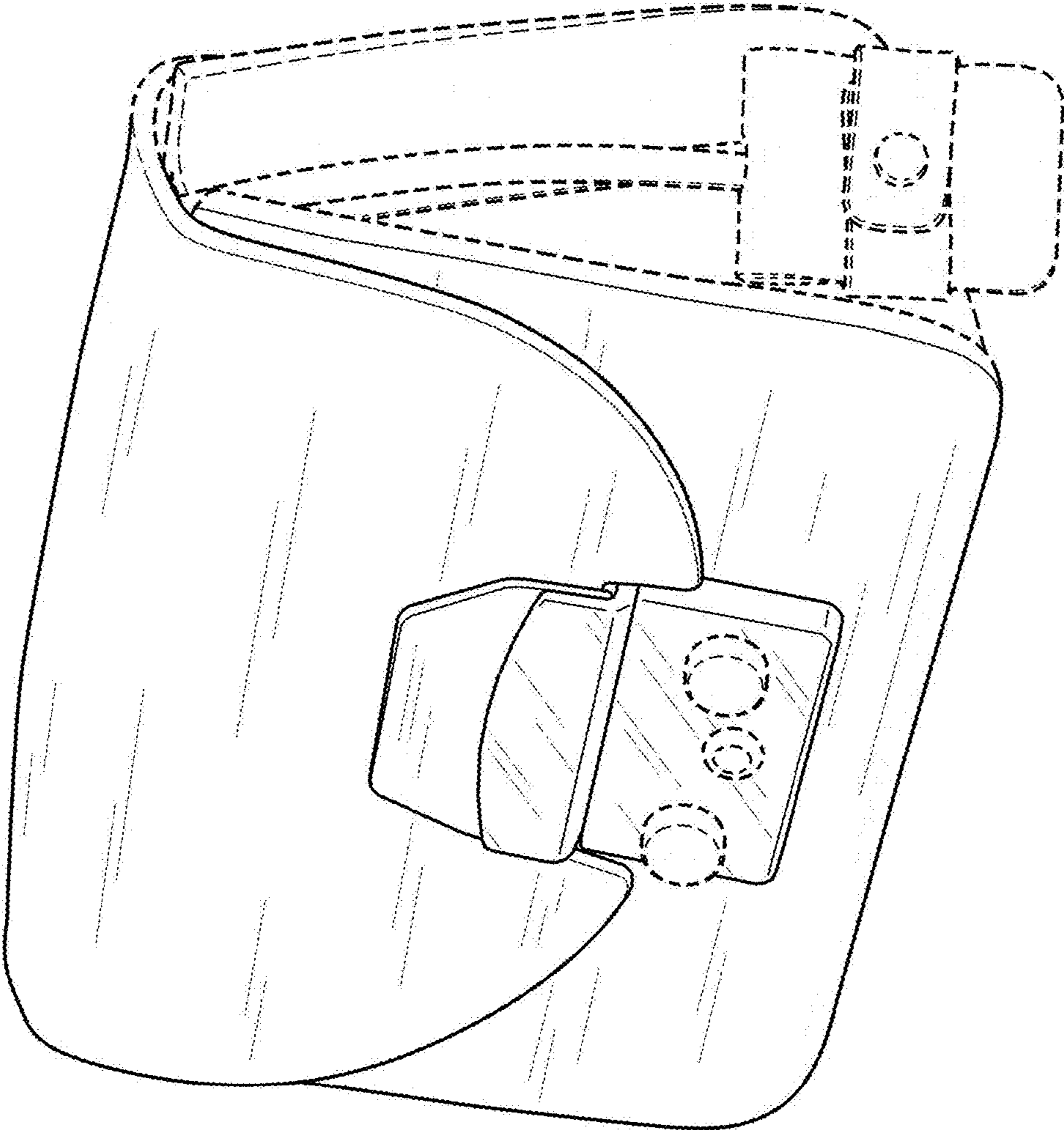


FIG. 1

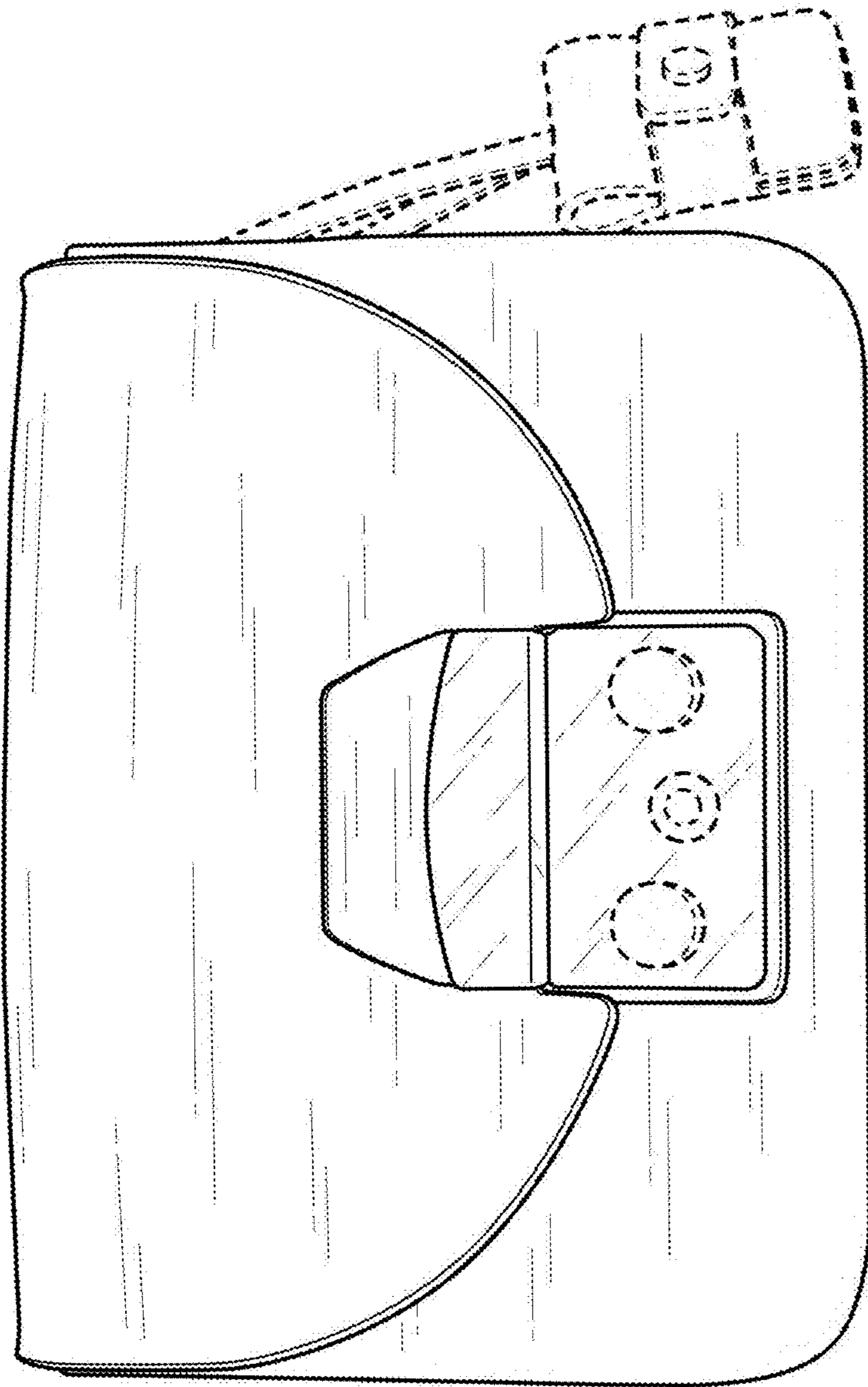


FIG. 2




FIG. 3

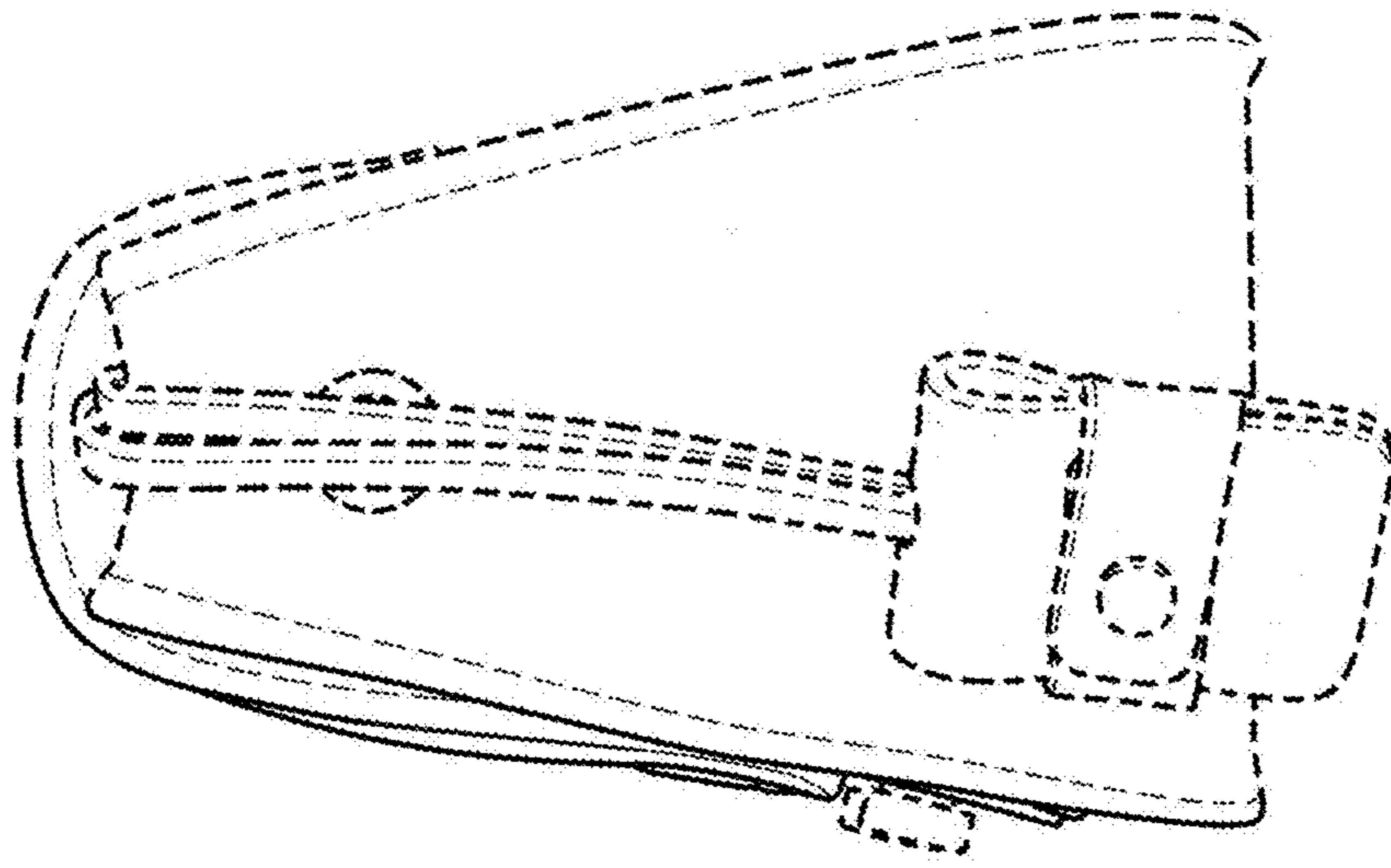


FIG. 5

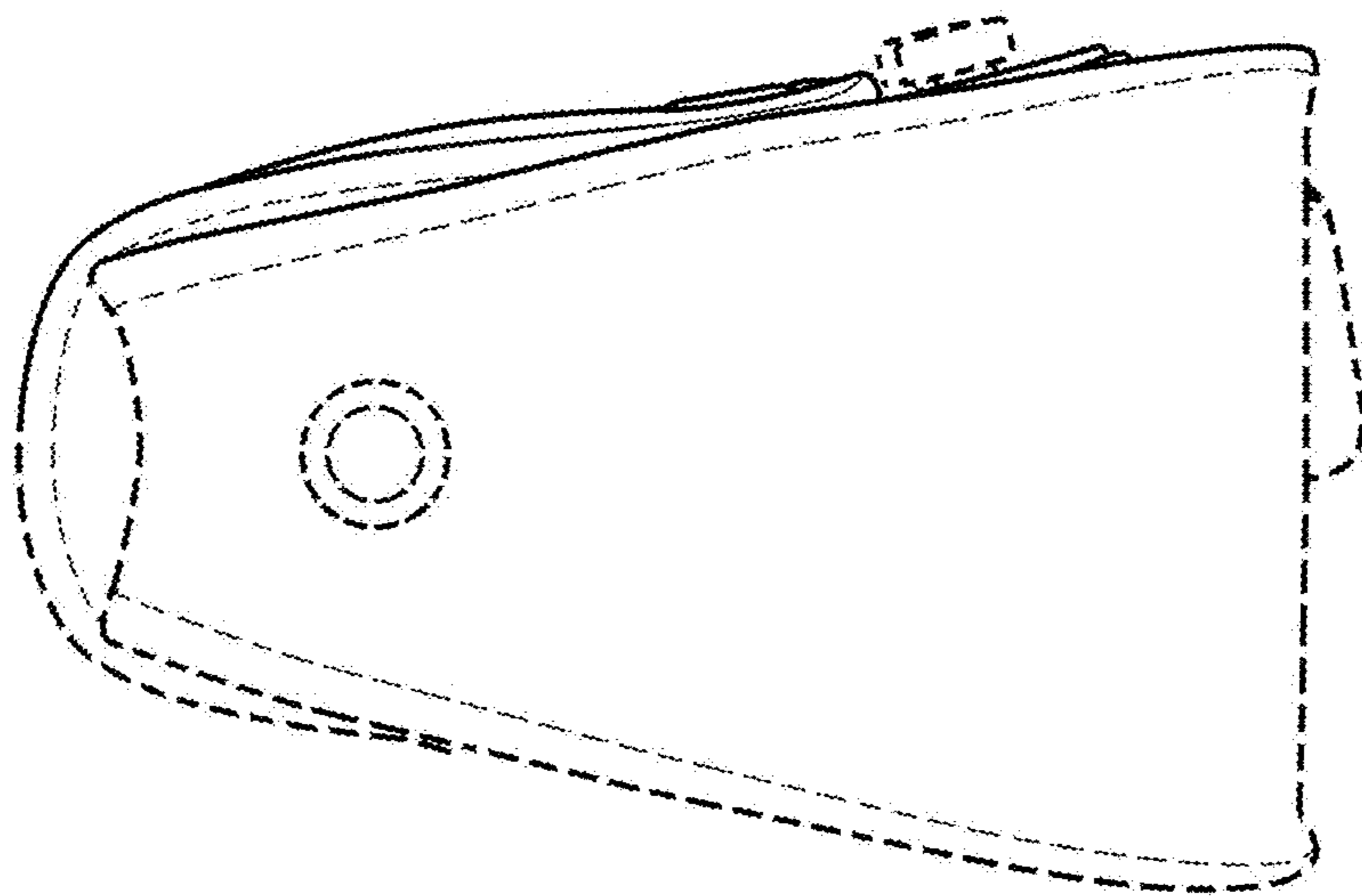


FIG. 4

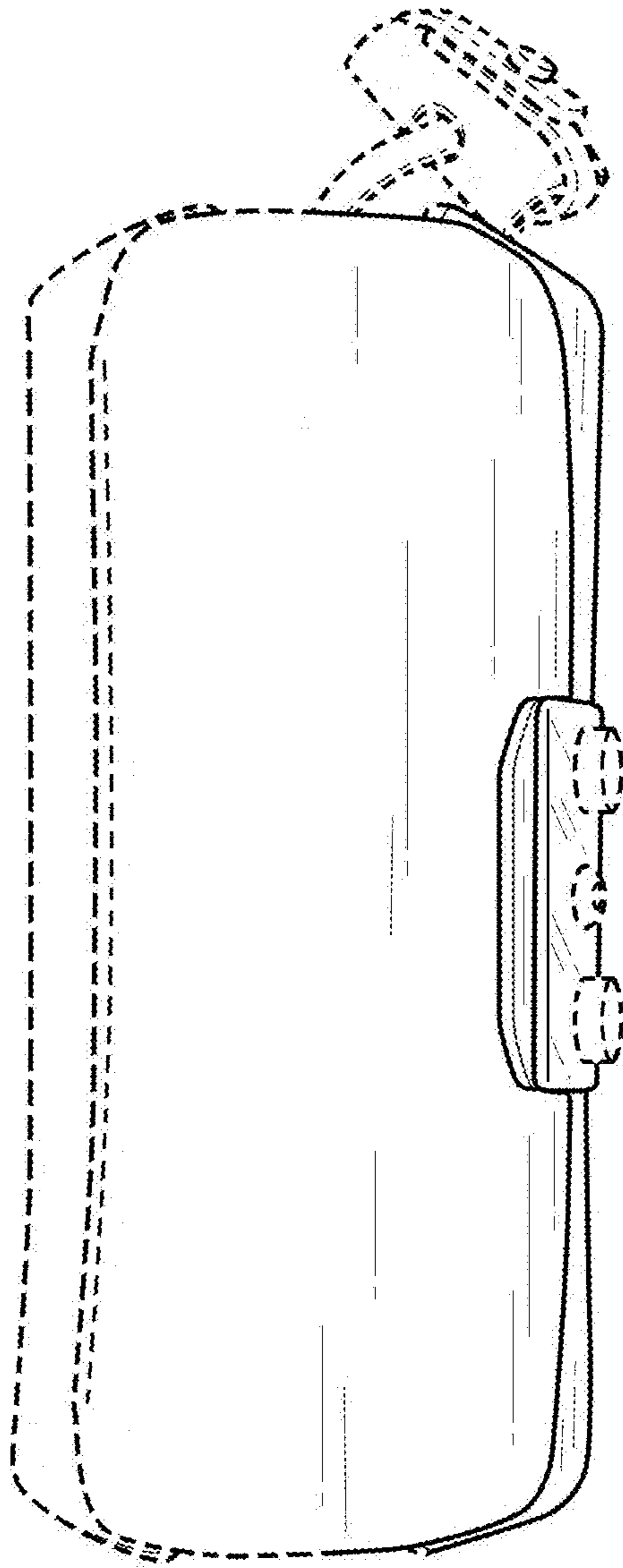


FIG. 6




FIG. 7