



US00D814177S

(12) **United States Design Patent** (10) **Patent No.:** **US D814,177 S**
Nair (45) **Date of Patent:** **** Apr. 3, 2018**

(54) **HANDBAG**
(71) Applicant: **MOYNAT PARIS SAS**, Paris (FR)
(72) Inventor: **Ramesh Nair**, Paris (FR)
(73) Assignee: **MOYNAT PARIS SAS**, Paris (FR)

(**) Term: **15 Years**

(21) Appl. No.: **29/588,733**

(22) Filed: **Dec. 22, 2016**

(30) **Foreign Application Priority Data**

Jul. 27, 2016 (FR) DM092259

(51) **LOC (11) Cl.** **03-01**

(52) **U.S. Cl.**
USPC **D3/243**

(58) **Field of Classification Search**
USPC D3/232-233, 240-243, 245-246
CPC A45C 1/024; A45C 3/06
See application file for complete search history.

(56) **References Cited**

U.S. PATENT DOCUMENTS

D324,770 S * 3/1992 Dixsaut D3/243
D324,771 S * 3/1992 Dixsaut D3/243

D622,501 S * 8/2010 Scotch D3/243
D631,657 S * 2/2011 Della Valle D3/243
D674,186 S * 1/2013 Jobert D3/243
D728,224 S * 5/2015 Puppa D3/243
D759,373 S * 6/2016 Spaziani D3/232
D769,625 S * 10/2016 Sassi D3/232

* cited by examiner

Primary Examiner — Holly H Baynham
(74) *Attorney, Agent, or Firm* — Avery N. Goldstein;
Blue Filament Law, PLLC

(57) **CLAIM**

The ornamental design for a handbag, as shown and described.

DESCRIPTION

FIG. 1 is a first perspective view of a handbag showing my new design;
FIG. 2 is a front view thereof;
FIG. 3 is back view thereof;
FIG. 4 is a left view thereof;
FIG. 5 is a right view thereof;
FIG. 6 is a top view thereof; and,
FIG. 7 is a bottom view thereof.
Dashed lines associated with the edges of the handbag denote stitching and constitute portions of the claimed design.

1 Claim, 5 Drawing Sheets

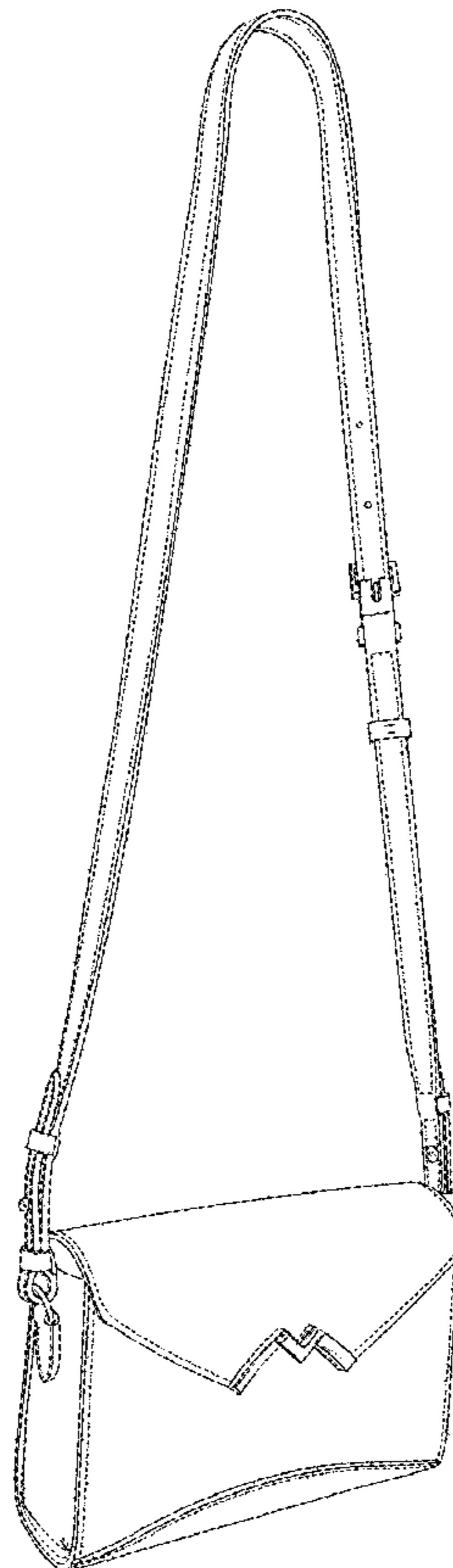


FIG. 1

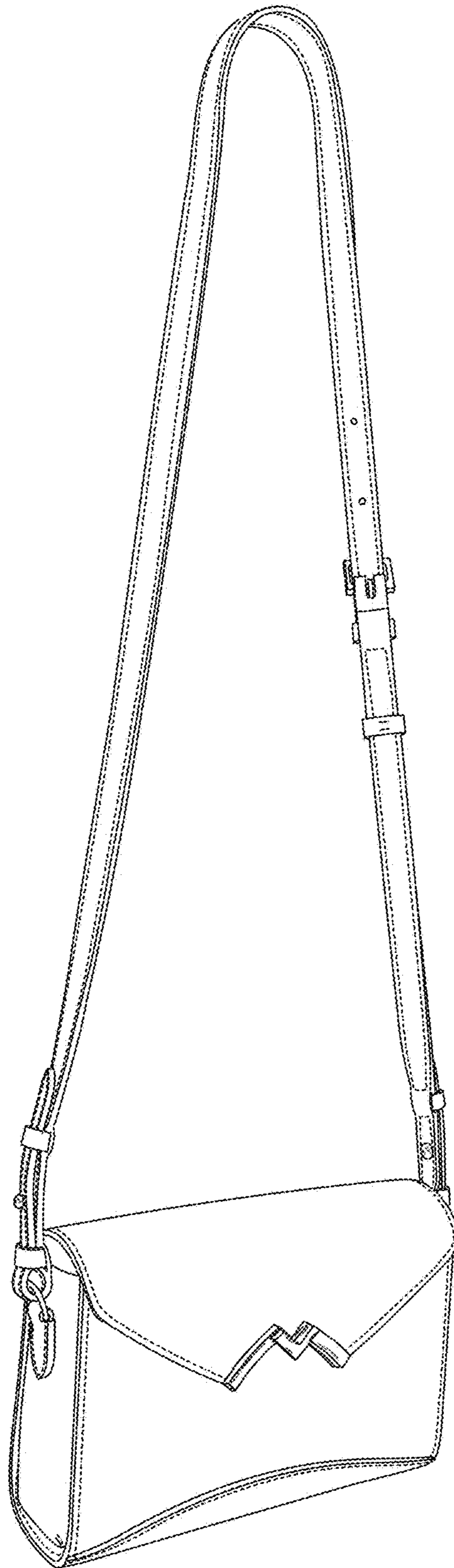


FIG. 2

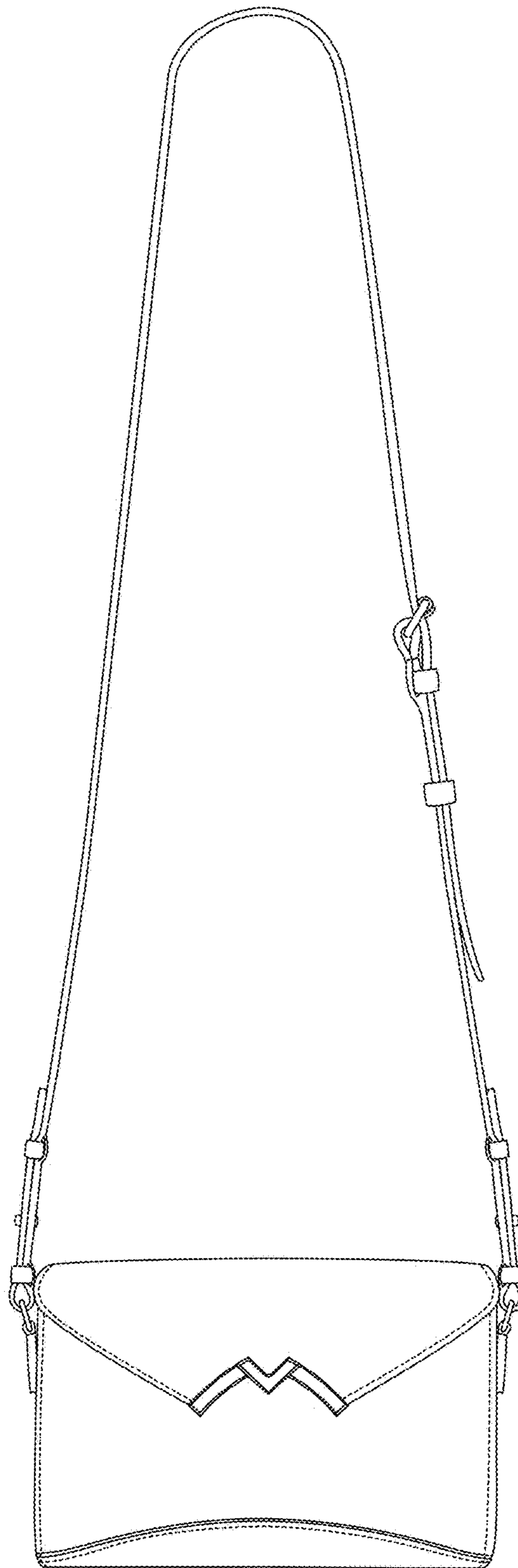


FIG. 3

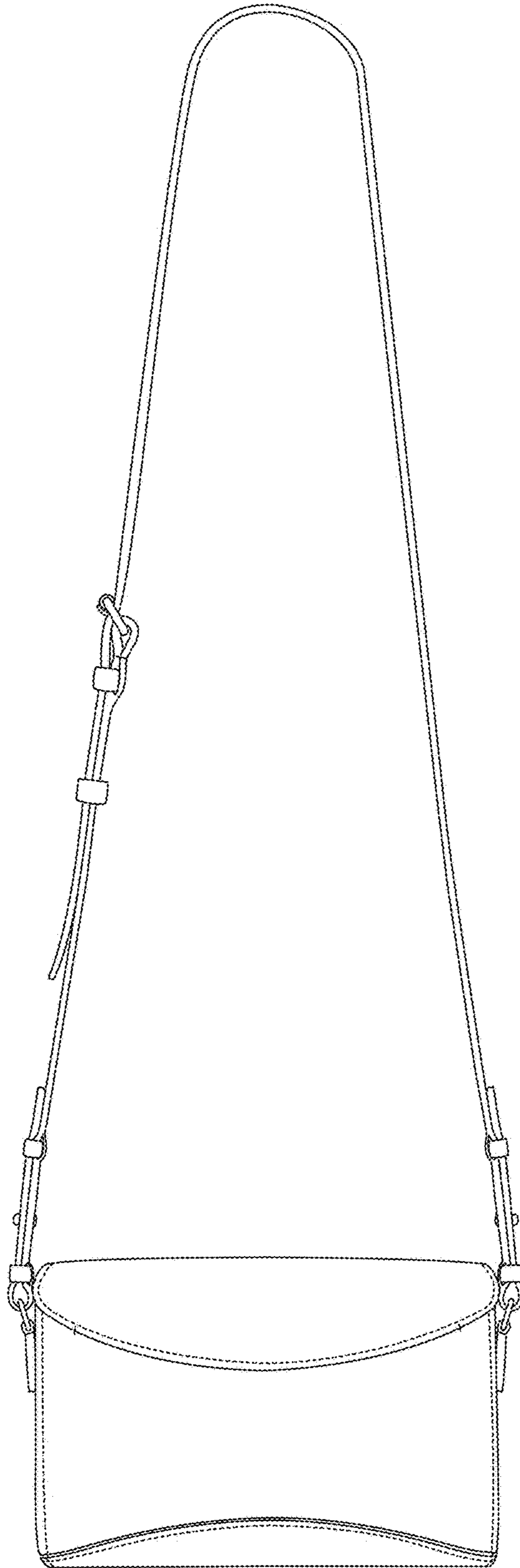


FIG. 4


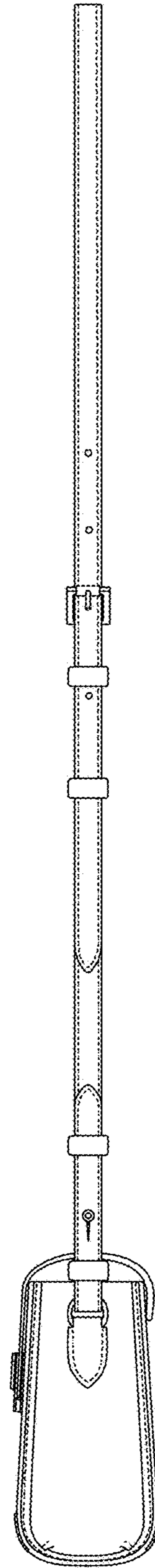


FIG. 5



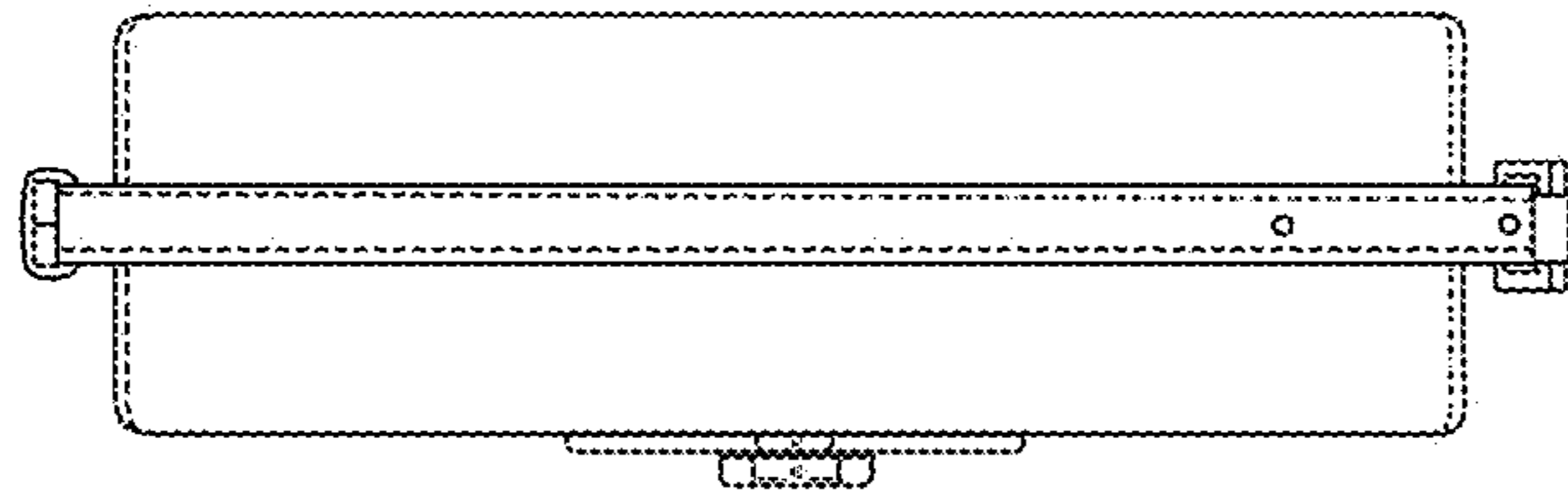


FIG. 6

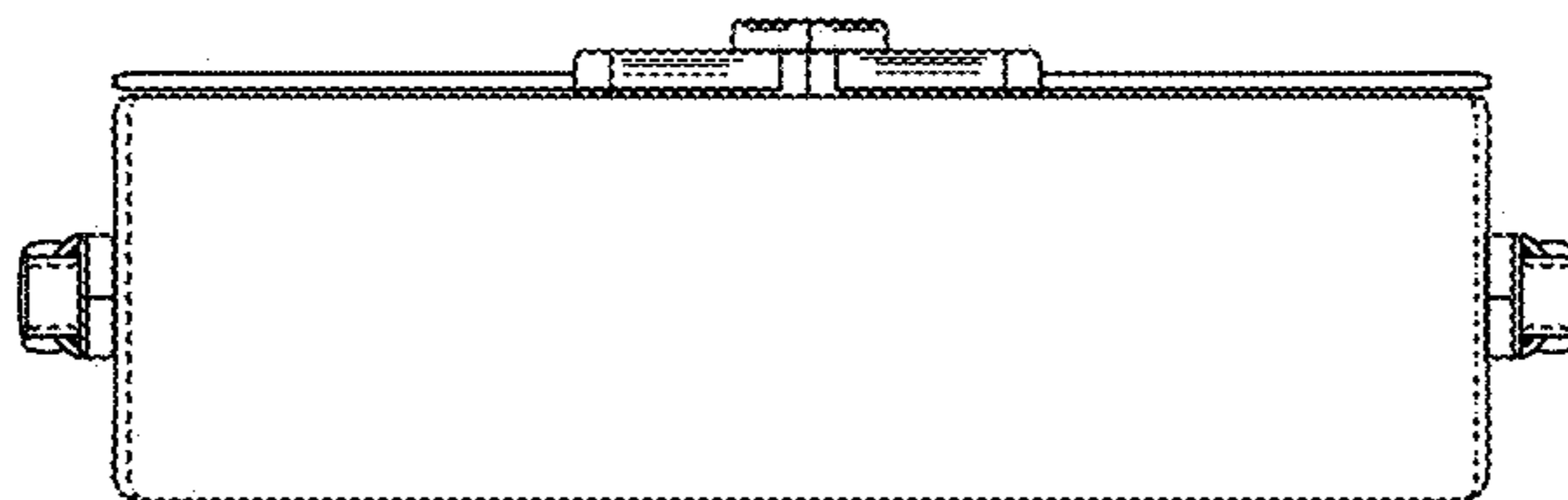


FIG. 7