



US00D814175S

(12) **United States Design Patent**  
**Lee et al.**

(10) **Patent No.:** **US D814,175 S**  
(45) **Date of Patent:** **\*\* Apr. 3, 2018**

(54) **L-SHAPED KEYCHAIN**

(71) Applicant: **Kikkerland Design, Inc.**, New York, NY (US)

(72) Inventors: **Jaeyu Lee**, New York, NY (US); **Jan Habraken**, New York, NY (US)

(73) Assignee: **Kikkerland Design, Inc.**, New York, NY (US)

(\*\*) Term: **15 Years**

(21) Appl. No.: **29/564,438**

(22) Filed: **May 12, 2016**

(51) **LOC (11) Cl.** ..... **03-01**

(52) **U.S. Cl.**  
USPC ..... **D3/211**

(58) **Field of Classification Search**  
USPC ..... D11/1-2, 14, 26-29, 89-92, 44, 48, 81, D11/99, 116, 61; 63/26-28, 32; D3/207-212; D8/16, 38, 347, 348, 395; 70/456 B, 457, 458, 456 R; 206/37.1, 37; D14/434, 435, 435.1, 436, 439, 480.3, D14/480.1, 480.5, 480.7; D24/174, 173, D24/480.3

CPC ..... A45C 11/32; A47G 29/10; A44B 15/00  
See application file for complete search history.

(56) **References Cited**

**U.S. PATENT DOCUMENTS**

D14,485 S \* 12/1883 Wood ..... D11/61  
D39,985 S \* 5/1909 Dickinson ..... D11/116  
D40,516 S \* 2/1910 Gaynor ..... D11/116

D80,784 S \* 3/1930 Flaxman ..... D11/116  
D97,840 S \* 12/1935 Chernow ..... D18/24  
2,202,397 A \* 5/1940 Owen ..... G09F 13/26  
264/131  
D503,210 S \* 3/2005 Sharma ..... D22/112  
D515,454 S \* 2/2006 Shah ..... D11/61  
D556,080 S \* 11/2007 Day ..... D11/86  
D557,492 S \* 12/2007 Lecut ..... D3/211  
D560,481 S \* 1/2008 Dinger ..... D8/395  
D668,176 S \* 10/2012 Kreuzer ..... D11/125  
D708,844 S \* 7/2014 Wu ..... D3/211  
D760,619 S \* 7/2016 Gabriel ..... D11/61  
D780,050 S \* 2/2017 Gabriel ..... D11/61

\* cited by examiner

*Primary Examiner* — Ralf T Seifert

(74) *Attorney, Agent, or Firm* — Charles H Jew

(57) **CLAIM**

The ornamental design for a L-shaped keychain, as shown and described.

**DESCRIPTION**

FIG. 1 is a front elevational view of the L-shaped keychain showing our design;

FIG. 2 is a rear elevational view thereof;

FIG. 3 is a right side elevational view thereof;

FIG. 4 is a left side elevational view thereof;

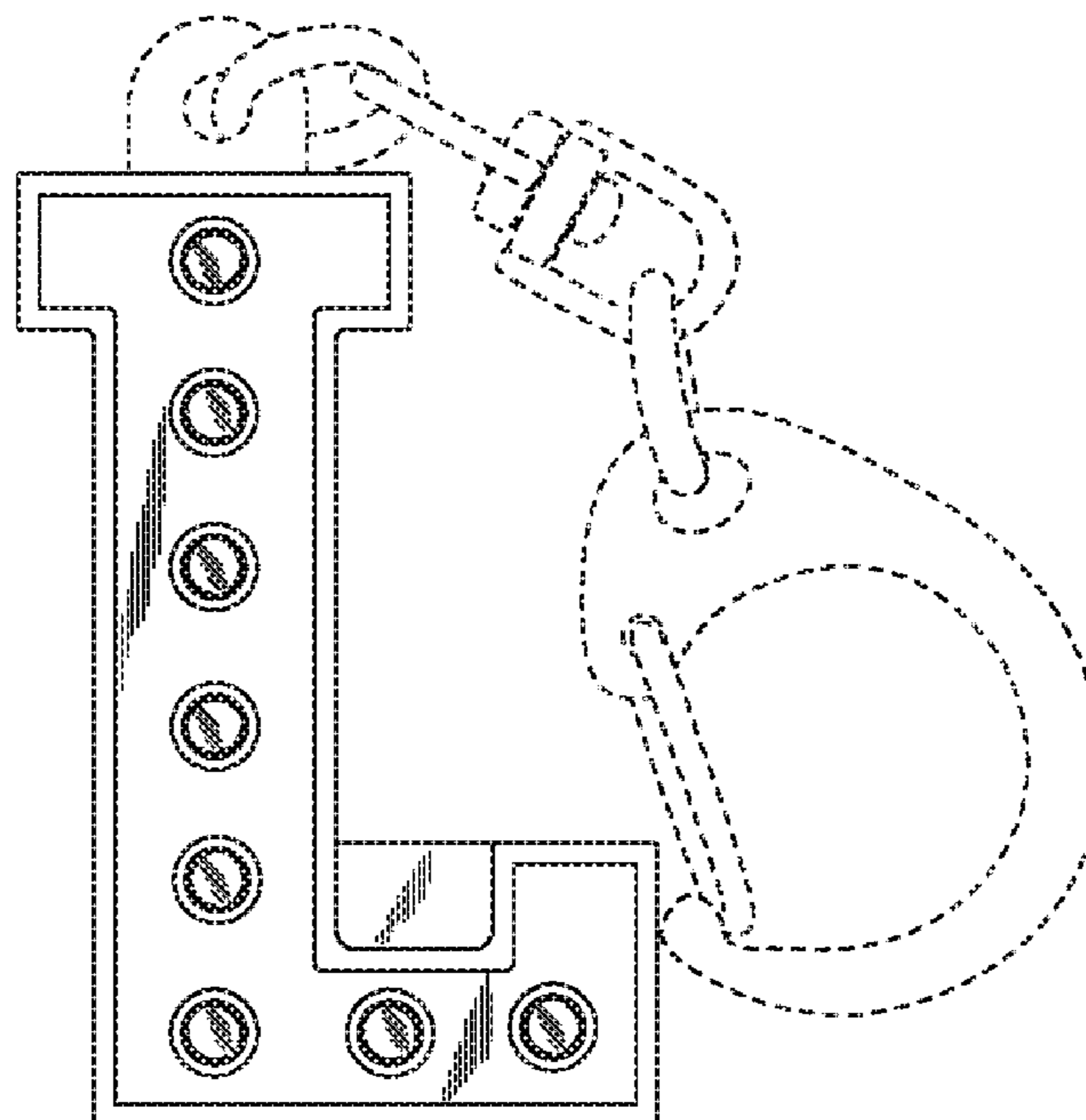
FIG. 5 is a bottom plan view thereof;

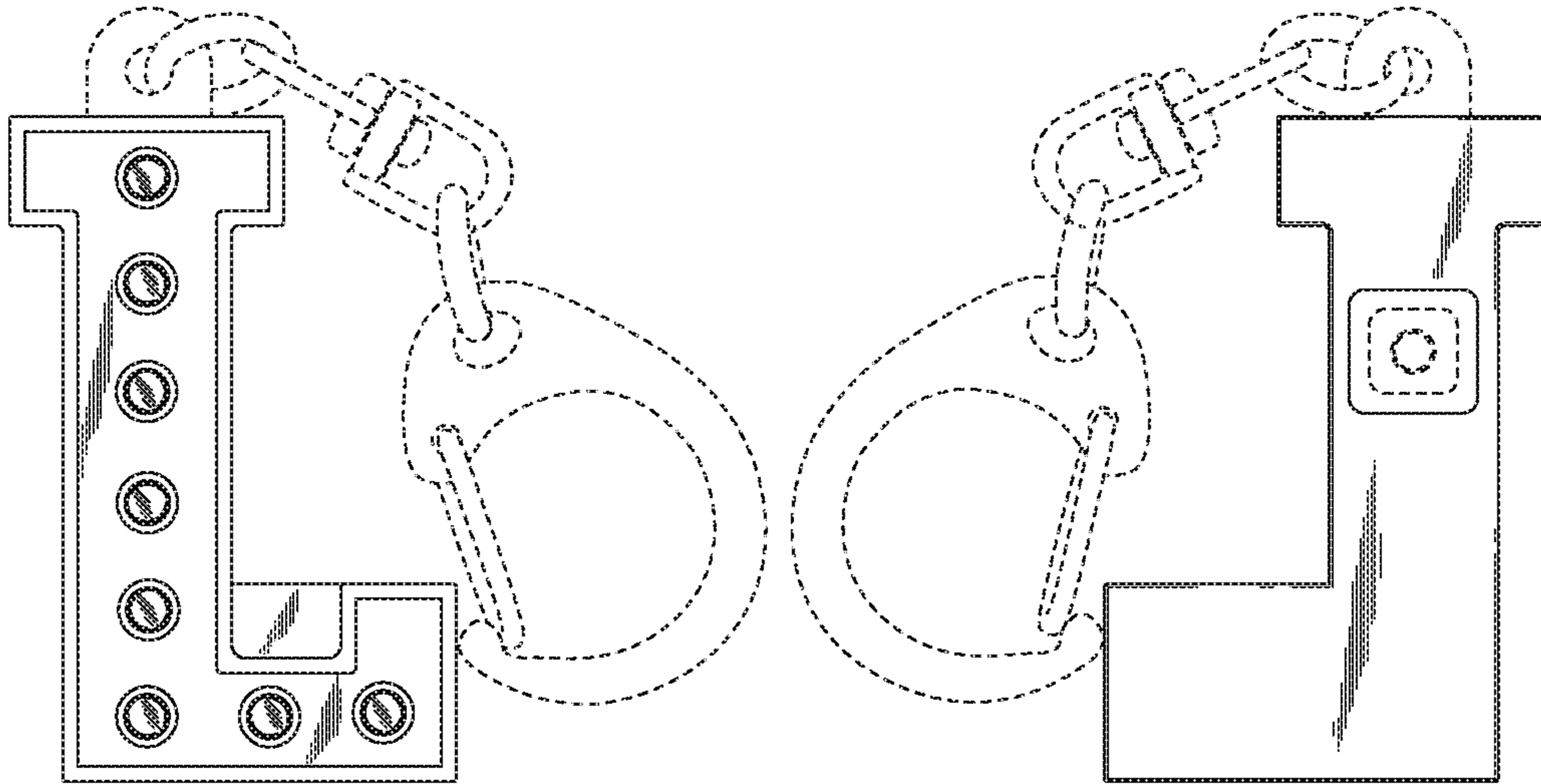
FIG. 6 is a top plan view thereof; and,

FIG. 7 is a front perspective thereof.

The broken lines are included for the purpose of illustrating portions of the L-shaped keychain that form no part of the claimed design.

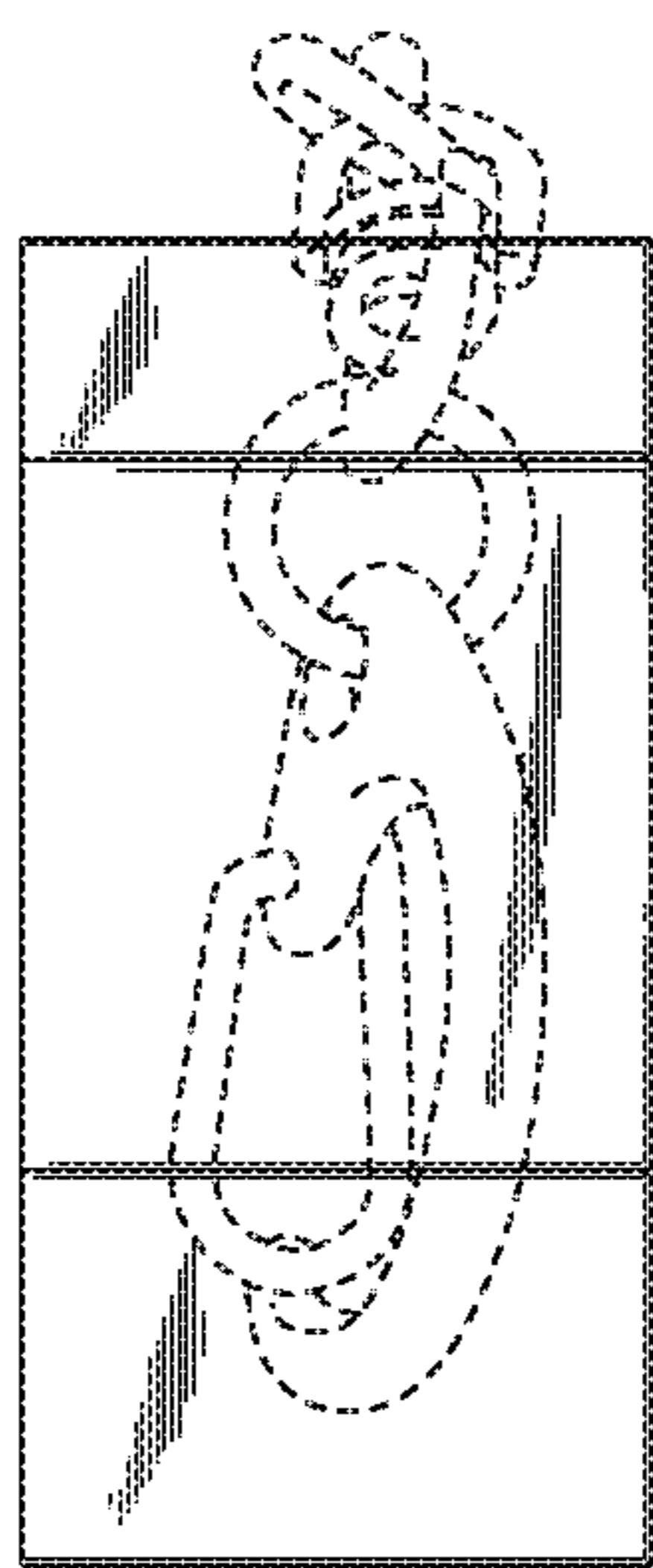
**1 Claim, 2 Drawing Sheets**



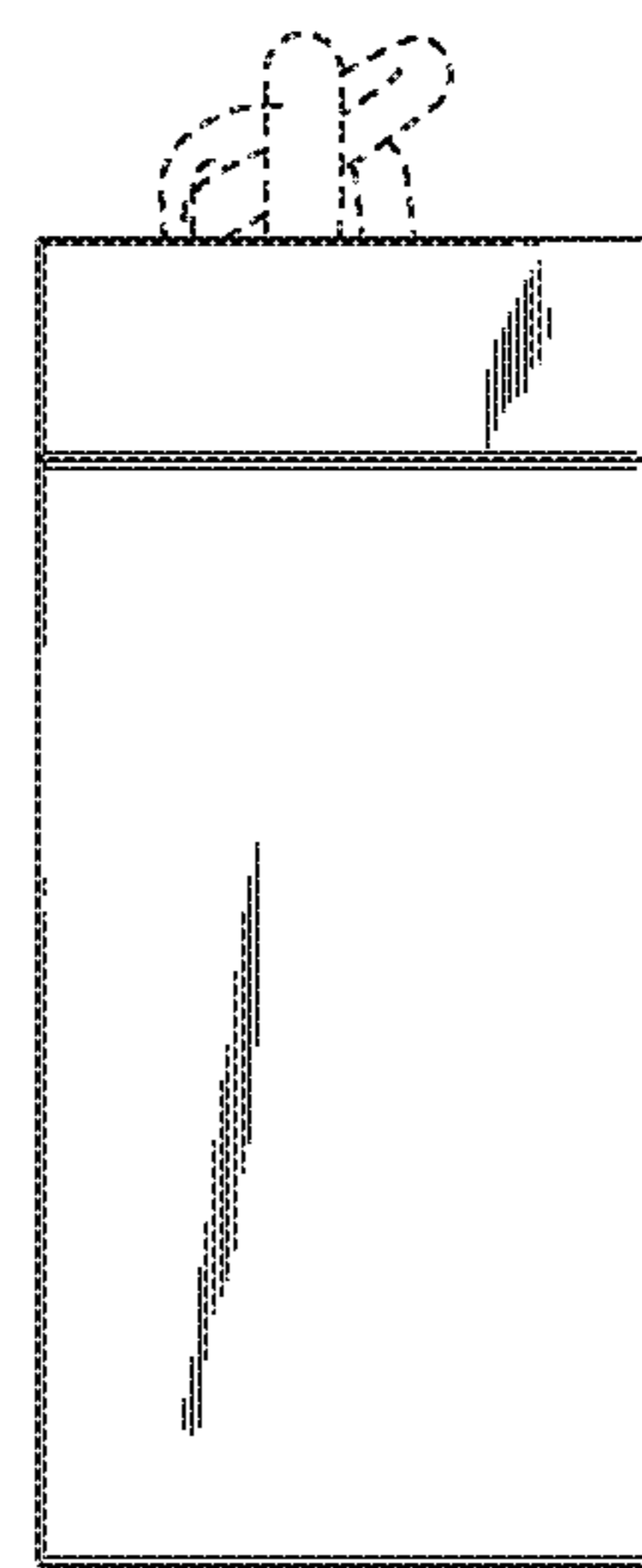


**FIG. 1**

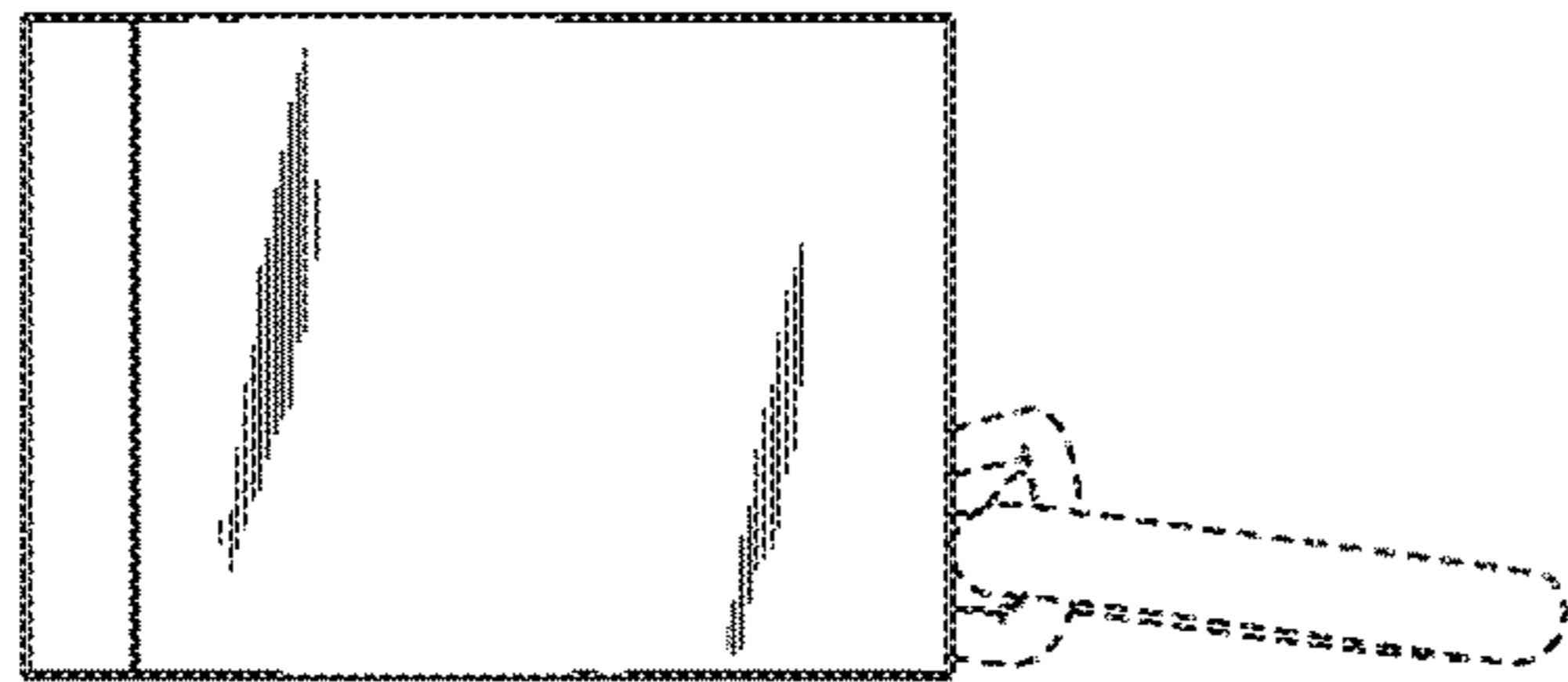
**FIG. 2**



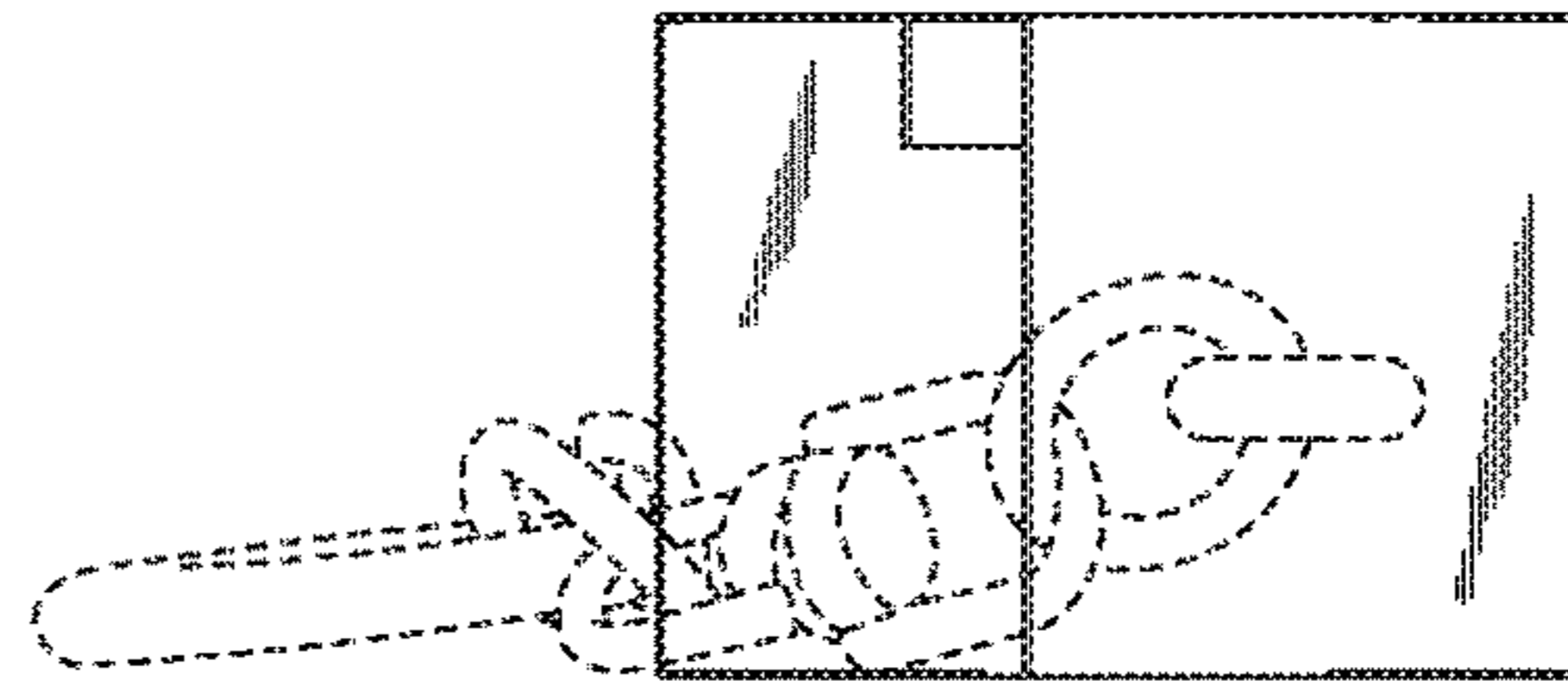
**FIG. 3**



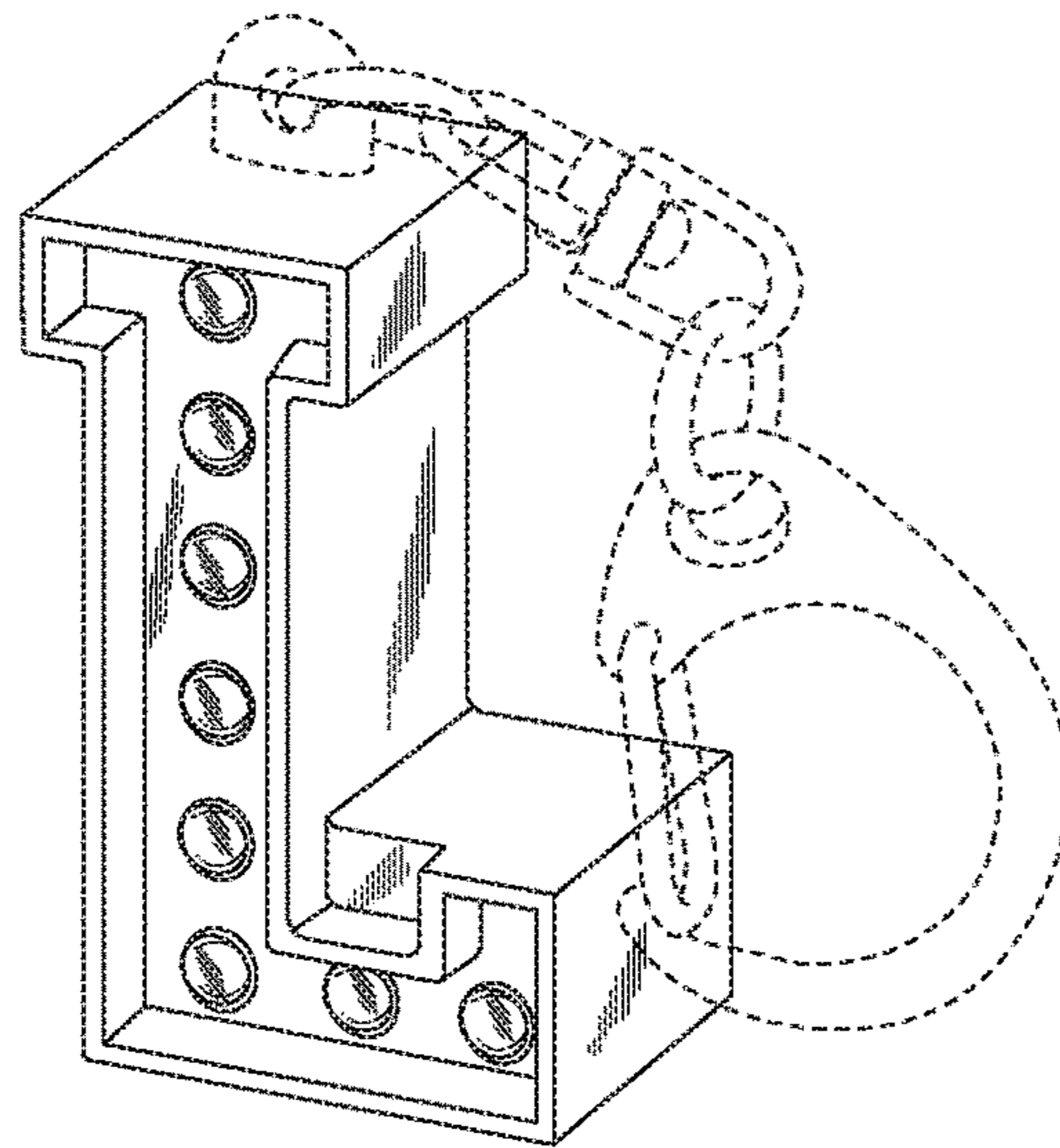
**FIG. 4**



**FIG. 5**



**FIG. 6**



**FIG. 7**