



US00D814174S

(12) **United States Design Patent**  
**Pellerin et al.**

(10) **Patent No.:** **US D814,174 S**

(45) **Date of Patent:** **\*\* Apr. 3, 2018**

- (54) **EARPLUG DISPENSER**
- (71) Applicant: **Radians, Inc.**, Memphis, TN (US)
- (72) Inventors: **Dennis C. Pellerin**, Cordova, TN (US);  
**Shannon R. Owens**, Horn Lake, MS (US)
- (73) Assignee: **Radians, Inc.**, Memphis, TN (US)
- (\*\*) Term: **15 Years**
- (21) Appl. No.: **29/540,434**
- (22) Filed: **Sep. 24, 2015**
- (51) **LOC (11) Cl.** ..... **03-01**
- (52) **U.S. Cl.**  
USPC ..... **D3/203.1**
- (58) **Field of Classification Search**  
USPC ..... D3/203.1; D6/512, 515, 513; D29/112  
CPC ..... G07F 11/54; G07F 11/56; G07F 11/44;  
A65F 11/08; B65D 83/0083  
See application file for complete search history.

- 5,318,200 A \* 6/1994 Allen ..... A61F 11/08  
221/192
- 5,322,185 A \* 6/1994 Leight ..... A61F 11/08  
221/1
- 5,372,278 A \* 12/1994 Leight ..... B65D 83/04  
221/174
- D396,763 S \* 8/1998 Borchers ..... D6/544
- D413,465 S \* 9/1999 Scholey ..... D6/515
- D413,466 S \* 9/1999 Warshawsky ..... D6/516
- D413,748 S \* 9/1999 Lagrotta ..... D6/542
- D414,359 S \* 9/1999 Scholey ..... D6/515
- 5,954,229 A \* 9/1999 Scholey ..... A61F 11/08  
221/186
- D424,340 S \* 5/2000 Fleming ..... D6/515
- D441,998 S \* 5/2001 Kauzlarich ..... D32/30
- D442,813 S \* 5/2001 Andersson ..... D6/545
- 6,241,120 B1 \* 6/2001 Scholey ..... A61F 11/08  
221/186
- D444,977 S \* 7/2001 Ludwig ..... D6/542
- D446,065 S \* 8/2001 Andersson ..... D6/518

(Continued)

*Primary Examiner* — John Windmuller  
*Assistant Examiner* — Steven Czyz  
(74) *Attorney, Agent, or Firm* — Brinks Gilson & Lione

(56) **References Cited**

U.S. PATENT DOCUMENTS

- 2,176,232 A \* 10/1939 Warren ..... A47F 1/10  
221/265
- 2,211,452 A \* 8/1940 Bowman ..... A47F 1/035  
222/429
- 2,227,167 A \* 12/1940 Warren ..... A47F 1/10  
221/265
- 3,246,806 A \* 4/1966 McBride, Jr. .... A01C 9/08  
221/265
- 3,330,442 A \* 7/1967 O'Connor ..... A47G 19/34  
221/265
- D332,544 S \* 1/1993 Steiner ..... D6/545
- D342,176 S \* 12/1993 Steiner ..... D6/545
- 5,280,845 A \* 1/1994 Leight ..... G07F 11/44  
221/1
- D345,663 S \* 4/1994 Hartman ..... D6/515

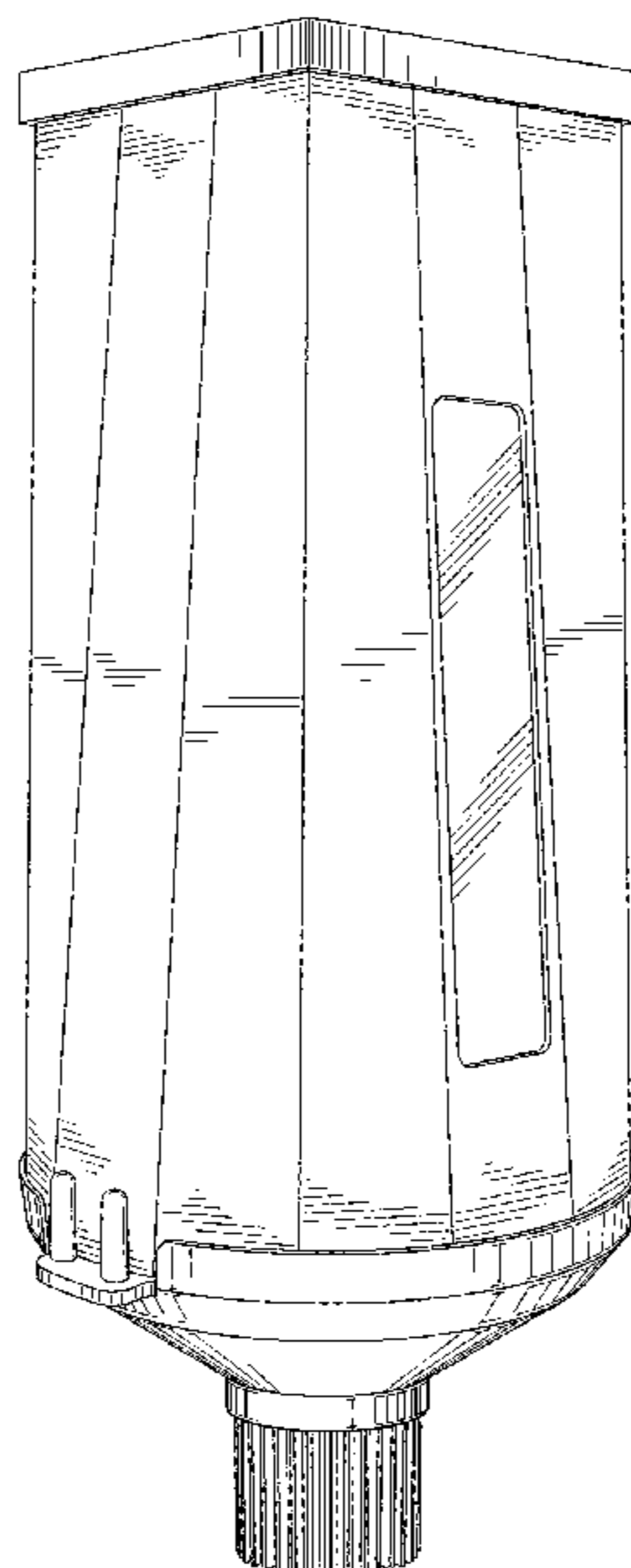
(57) **CLAIM**

The ornamental design for an earplug dispenser, as shown and described.

**DESCRIPTION**

FIG. 1 is a front perspective view of an earplug dispenser; FIG. 2 is a front elevation view thereof; FIG. 3 is a left side elevation view thereof, with the right side being a mirror image thereof; FIG. 4 is a back side elevation view thereof; FIG. 5 is a top plan view thereof; and, FIG. 6 is a bottom plan view thereof. The broken lines depict portions of the article that form no part of the claimed design.

**1 Claim, 5 Drawing Sheets**



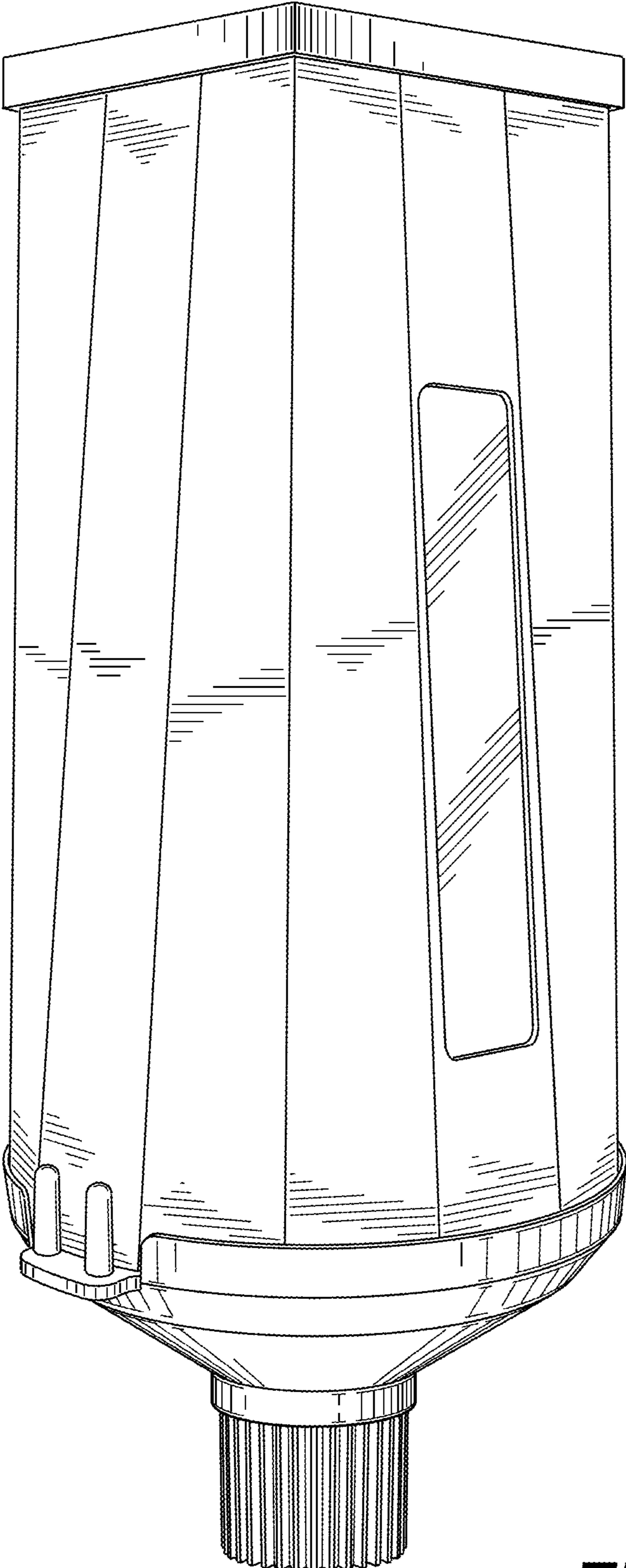
(56)

**References Cited**

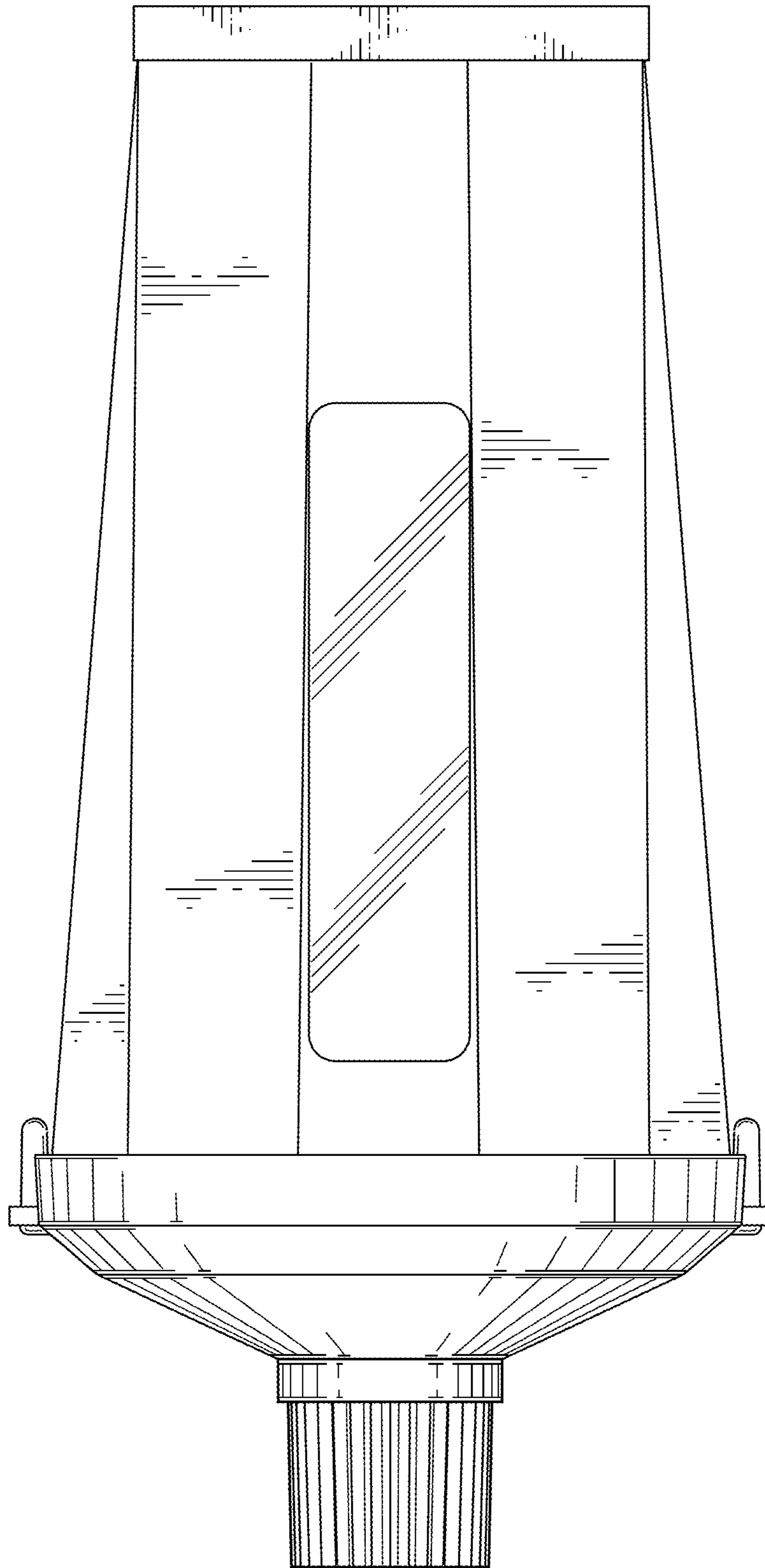
U.S. PATENT DOCUMENTS

6,299,019 B1 \* 10/2001 Leight ..... A61F 15/001  
 221/186  
 6,604,653 B2 \* 8/2003 Millar ..... A61F 11/08  
 1/8  
 D511,917 S \* 11/2005 Borchardt ..... D6/515  
 D524,037 S \* 7/2006 Van Horn ..... D3/203.1  
 7,556,176 B2 \* 7/2009 Yao ..... G07F 11/007  
 221/155  
 D721,960 S \* 2/2015 Grimsley ..... D9/447  
 D725,936 S \* 4/2015 Buell ..... D6/545  
 9,045,272 B2 \* 6/2015 Kim ..... B65D 83/0409  
 D772,598 S \* 11/2016 Zhang ..... D6/515  
 D781,065 S \* 3/2017 Brownley ..... D6/515  
 D781,068 S \* 3/2017 Brownley ..... D6/545  
 2002/0043538 A1 \* 4/2002 Millar ..... G07F 11/44  
 221/265  
 2005/0279760 A1 \* 12/2005 Yao ..... G07F 11/44  
 221/265  
 2006/0124659 A1 \* 6/2006 Mosconi ..... A47J 31/3623  
 221/161  
 2008/0116219 A1 \* 5/2008 Lawrence ..... G07F 11/54  
 221/265  
 2015/0179017 A1 \* 6/2015 Rudek ..... G07F 11/54  
 221/186  
 2015/0179018 A1 \* 6/2015 Rudek ..... A61F 15/001  
 221/186  
 2016/0096675 A1 \* 4/2016 Dai ..... B65D 83/0083  
 221/277  
 2017/0087025 A1 \* 3/2017 Pellerin ..... G07F 11/44

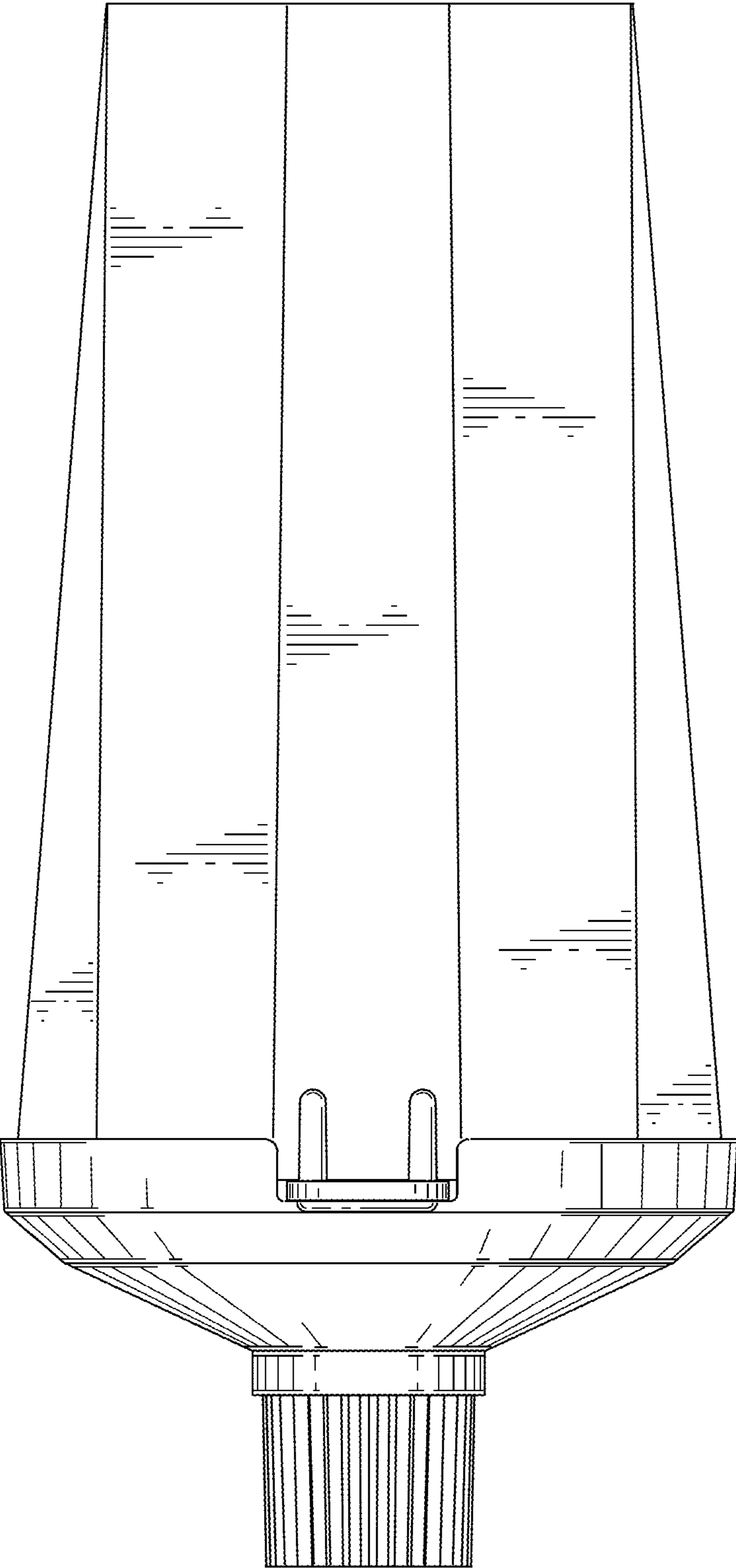
\* cited by examiner




**Fig. 1**



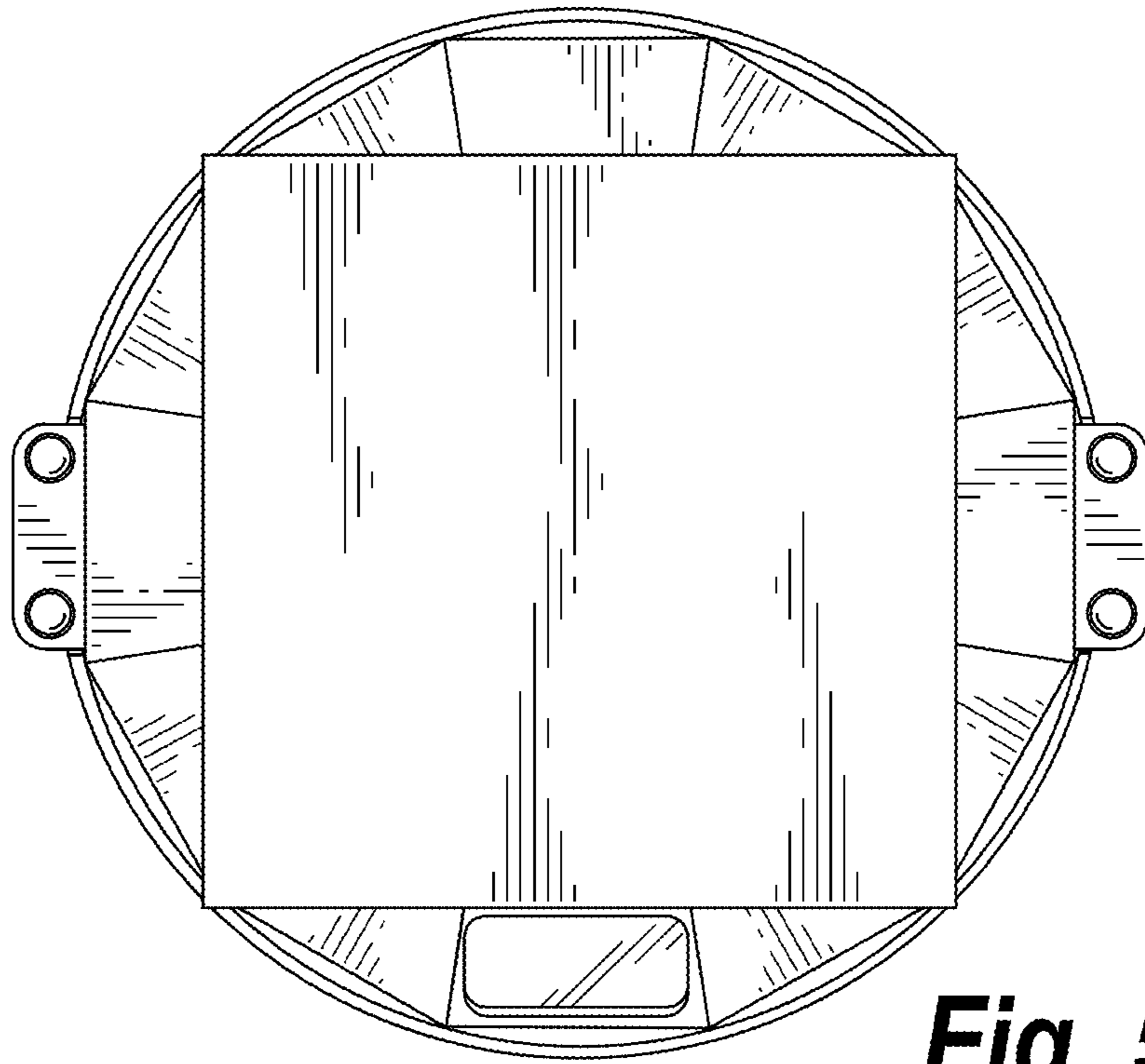
**Fig. 2**



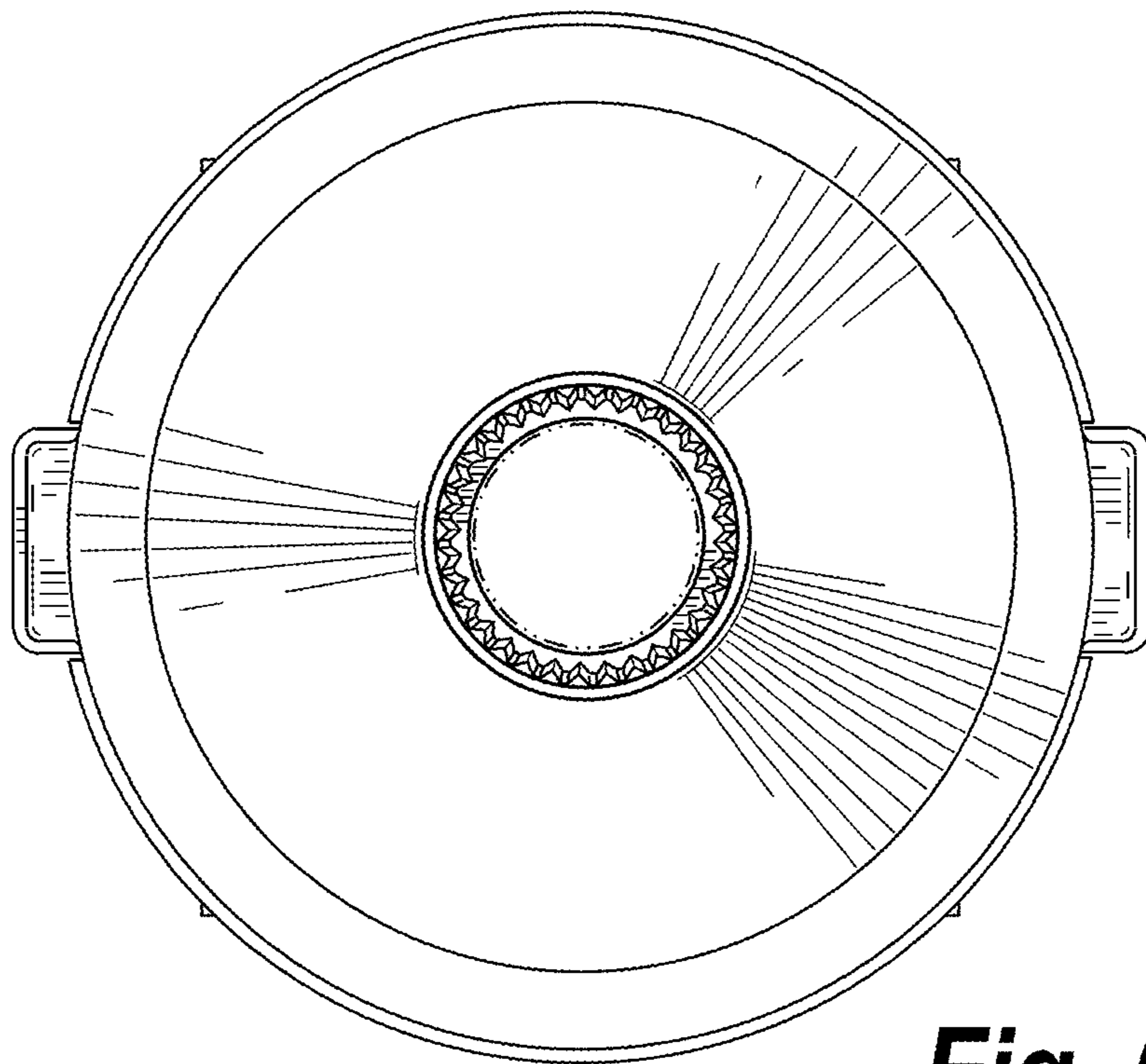
**Fig. 3**



**Fig. 4**



**Fig. 5**



**Fig. 6**