



US00D814141S

(12) **United States Design Patent** (10) **Patent No.:** **US D814,141 S**  
**Yassa** (45) **Date of Patent:** **\*\* Apr. 3, 2018**

- (54) **WEARABLE BLANKET**
- (71) Applicant: **4 Charming Apparels Inc., St. Catharines, Ontario (CA)**
- (72) Inventor: **Mounir Yassa, St. Catharines (CA)**
- (73) Assignee: **4 Charming Apparels Inc., St. Catharines, Ontario (CA)**
- (\*\*) Term: **15 Years**
- (21) Appl. No.: **29/586,004**
- (22) Filed: **Nov. 30, 2016**
- (51) **LOC (11) Cl.** ..... **02-01**
- (52) **U.S. Cl.**  
USPC ..... **D2/719**
- (58) **Field of Classification Search**  
USPC ..... D2/719, 718, 741; D6/589, 595, 596,  
D6/598, 601-603, 609; D21/803-809  
CPC ..... A41B 13/06; A41B 136/065; A47G 9/08;  
A47G 9/083; A47G 9/086  
See application file for complete search history.

D751,792 S *	3/2016	Viniello	.....	D2/719
D766,012 S *	9/2016	Moore	.....	D2/719
D766,013 S *	9/2016	Moore	.....	D2/719
D787,858 S *	5/2017	Sotelo	.....	D6/598
D793,767 S *	8/2017	Sotelo	.....	D6/598
D796,151 S *	9/2017	Rescate	.....	D2/719

\* cited by examiner

*Primary Examiner* — George D. Kirschbaum  
*Assistant Examiner* — Clese Moore, Jr.  
(74) *Attorney, Agent, or Firm* — John H. Thomas, P.C.

(57) **CLAIM**

The ornamental design for a wearable blanket, as shown and described.

**DESCRIPTION**

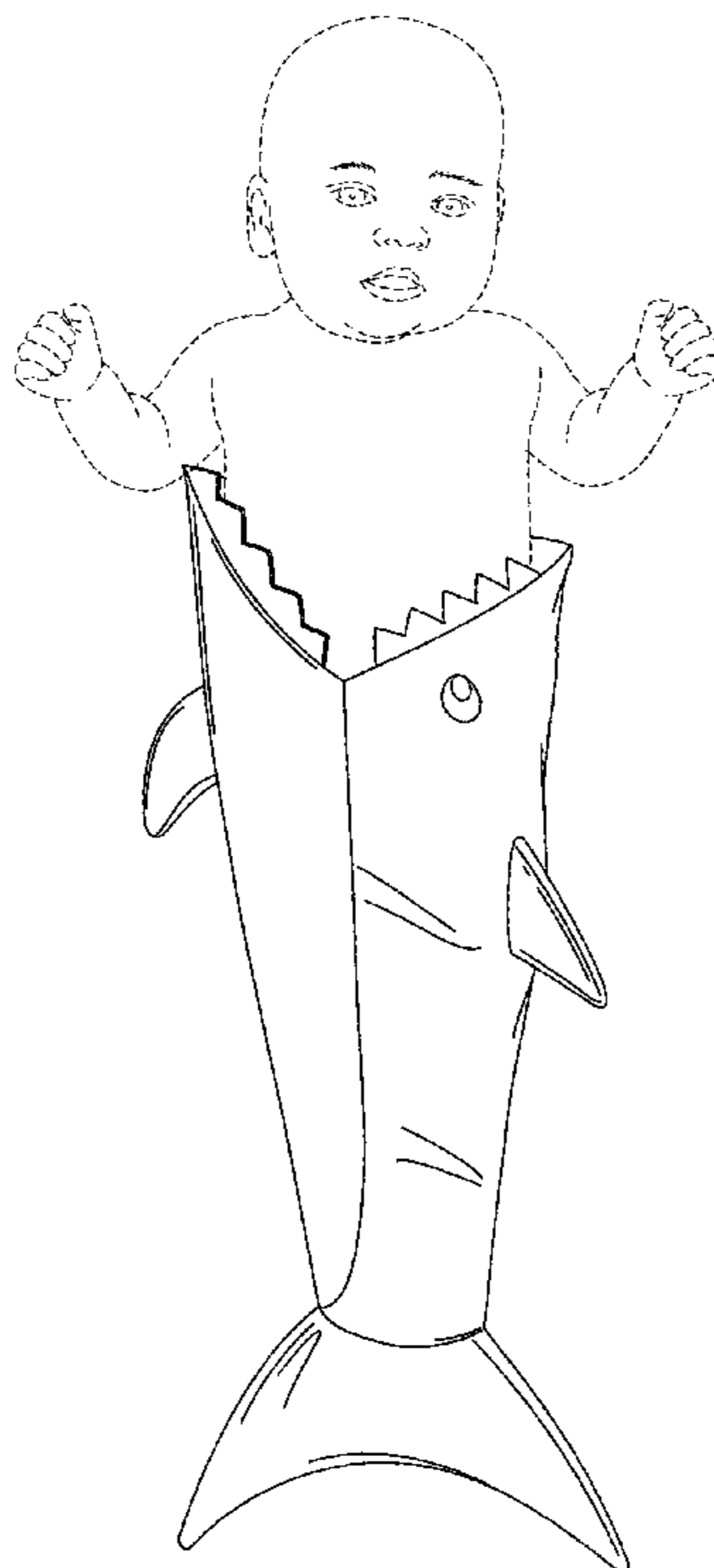
FIG. 1 is a perspective view of a wearable blanket showing my new design, in an open configuration with environmental subject matter in use;  
FIG. 2 is a front elevation view of the wearable blanket of FIG. 1 in an open configuration;  
FIG. 3 is a rear elevation view thereof in an open configuration;  
FIG. 4 is atop plan view thereof in a closed configuration;  
FIG. 5 is a bottom plan view thereof in a closed configuration;  
FIG. 6 is a right elevation view thereof in a closed configuration; and,  
FIG. 7 is a left elevation view thereof in a closed configuration.  
The broken lines shown in the drawings illustrate environment that forms no part of the claimed design.

**1 Claim, 4 Drawing Sheets**

(56) **References Cited**

U.S. PATENT DOCUMENTS

D214,232 S *	5/1969	Dale	.....	D2/719
D252,308 S *	7/1979	Ochwat	.....	D2/719
D256,202 S *	8/1980	Schmickel	.....	2/69.5
D679,480 S *	4/2013	Geurts	.....	D2/741
D741,568 S *	10/2015	Daugherty	.....	D2/719
D743,669 S *	11/2015	Viniello	.....	D2/719
D745,248 S *	12/2015	Lenzmeier	.....	D2/719
D751,270 S *	3/2016	White	.....	D2/719






FIG. 1

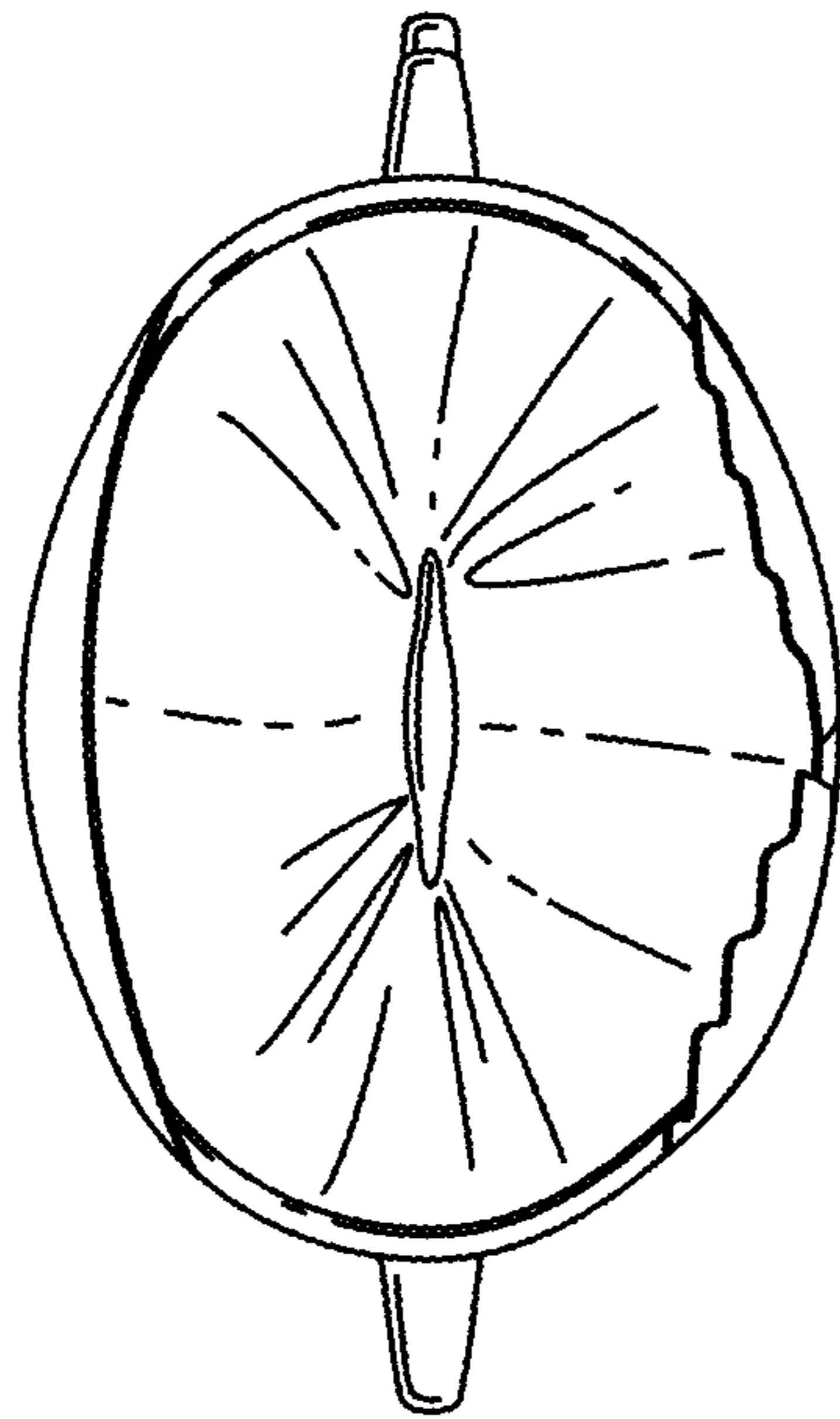


FIG. 2

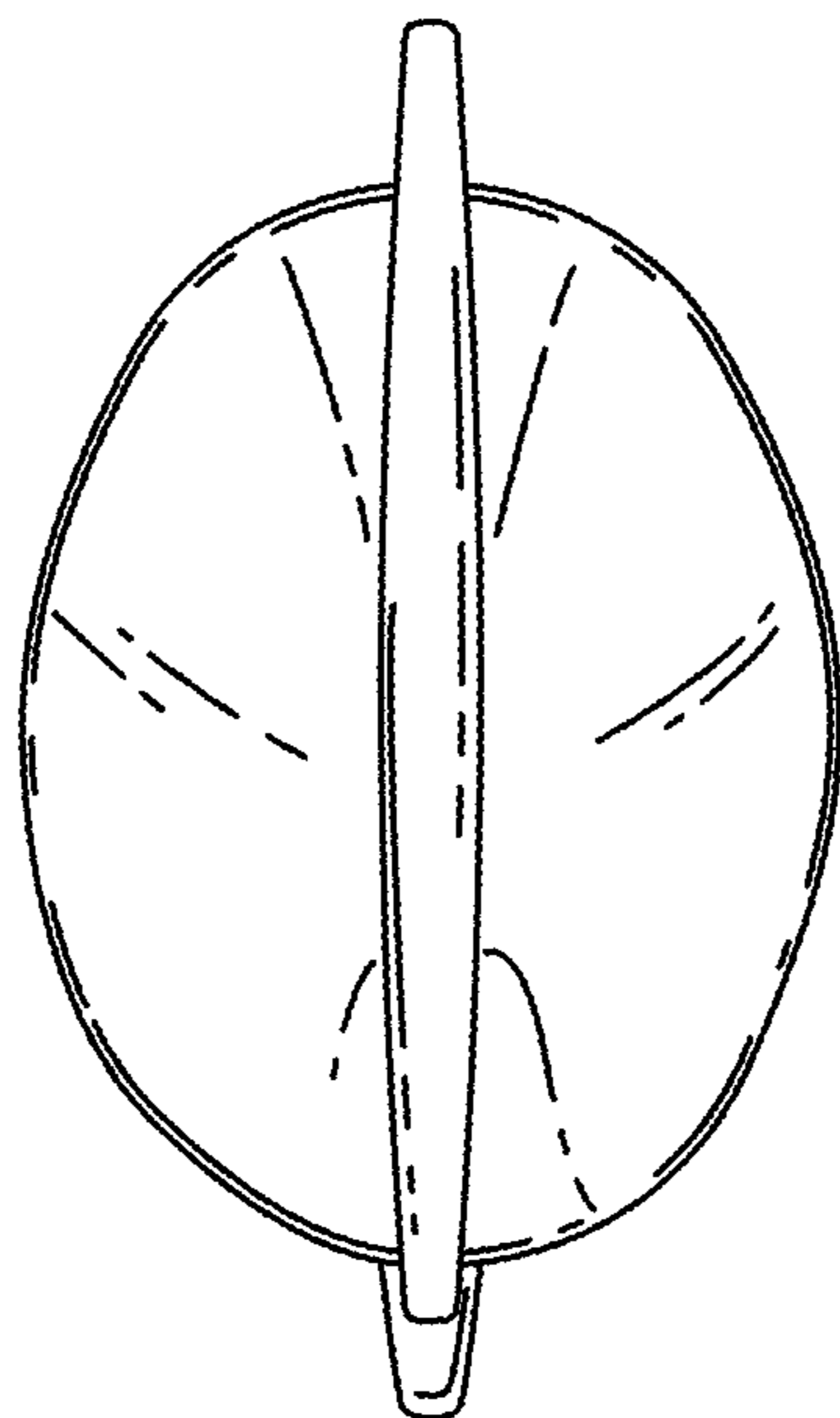


FIG. 3

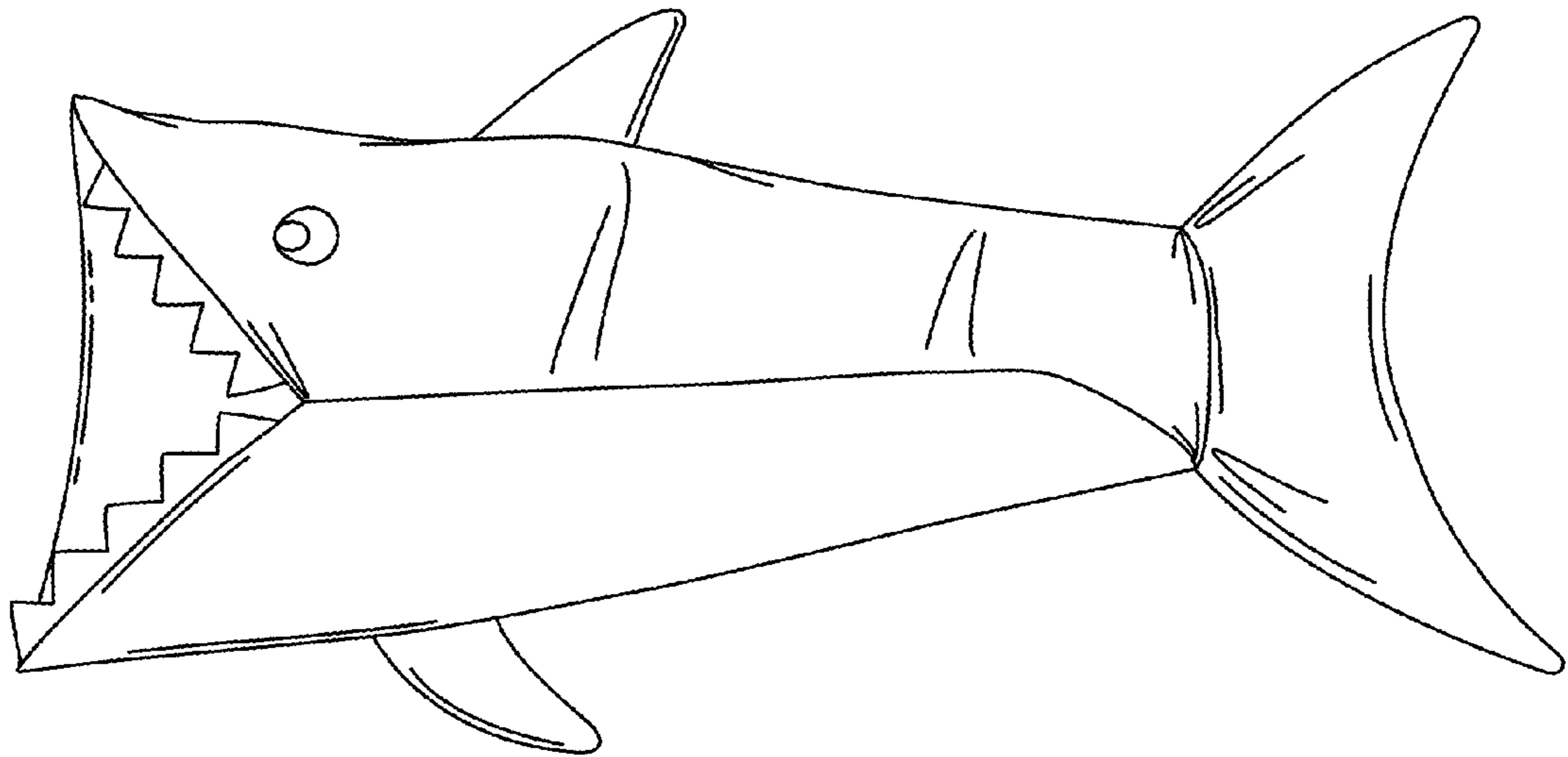


FIG. 4




FIG. 5




FIG. 6




FIG. 7