



US00D814140S

(12) **United States Design Patent**
Trangmar et al.

(10) **Patent No.:** **US D814,140 S**

(45) **Date of Patent:** **** Apr. 3, 2018**

(54) **CUP INSERT FOR WIRELESS BRASSIERE**
(71) Applicant: **Veil Intimates, LLC**, Denver, CO (US)
(72) Inventors: **Nancy Trangmar**, Denver, CO (US);
Meghan Marsden, Denver, CO (US)
(73) Assignee: **VEIL INTIMATES LLC**, Denver, CO (US)
(**) Term: **15 Years**

D485,965 S * 2/2004 Slimak D2/706
D501,703 S * 2/2005 Noble D2/705
D604,849 S * 11/2009 Laurysen D2/853
D628,768 S * 12/2010 Fei D2/706
D655,476 S * 3/2012 Naughton D2/706
D760,472 S * 7/2016 Deal D2/706
D760,473 S * 7/2016 Deal D2/706
2009/0098802 A1 * 4/2009 Talamo A41C 3/144
450/38
2010/0267312 A1 * 10/2010 Chien A41C 3/144
450/38
2011/0143634 A1 6/2011 Sokolowski 450/39
2017/0127732 A1 * 5/2017 Trangmar A41C 3/10

(21) Appl. No.: **29/584,338**

* cited by examiner

(22) Filed: **Nov. 14, 2016**

Primary Examiner — Eric L Goodman

(51) **LOC (11) Cl.** **02-01**

Assistant Examiner — Amy C Wierenga

(52) **U.S. Cl.**
USPC **D2/706**

(74) *Attorney, Agent, or Firm* — Greenberg Traurig, LLP

(58) **Field of Classification Search**
USPC D2/703, 706–710, 711; 450/1, 39, 41,
450/44–45, 47–48, 52, 32, 38, 54, 55, 57
CPC A41C 3/00; A41C 3/14; A41C 3/0014;
A41C 3/0057; A41C 3/144; A41C 3/10;
A41B 9/001; A41B 9/14
See application file for complete search history.

(57) **CLAIM**

The ornamental design for an cup insert for wireless brassiere, as shown and described.

DESCRIPTION


(56) **References Cited**

U.S. PATENT DOCUMENTS

2,793,369 A * 5/1957 Franca Panighini .. A41C 3/065
450/39
3,934,593 A * 1/1976 Mellinger A41C 3/065
428/355 R
D294,650 S * 3/1988 De Beys D2/706
D338,771 S * 8/1993 Xanthakis D2/706
5,998,693 A * 12/1999 Zagame A61F 13/145
450/81

FIG. 1 is a front elevation view of a cup insert for wireless brassiere showing our design; FIG. 2 is a detail view of a portion of FIG. 1; and, FIG. 3 is a side view of FIG. 1. The broken lines shown in FIG. 1 are for the purpose of illustrating the detailed portion of FIG. 1 shown in FIG. 2, and forms no part of the claim. The dot dash broken line in FIGS. 1 and 2 indicate cutoff boundaries for enlarged detailed portion view and form no part of the claim.

1 Claim, 2 Drawing Sheets



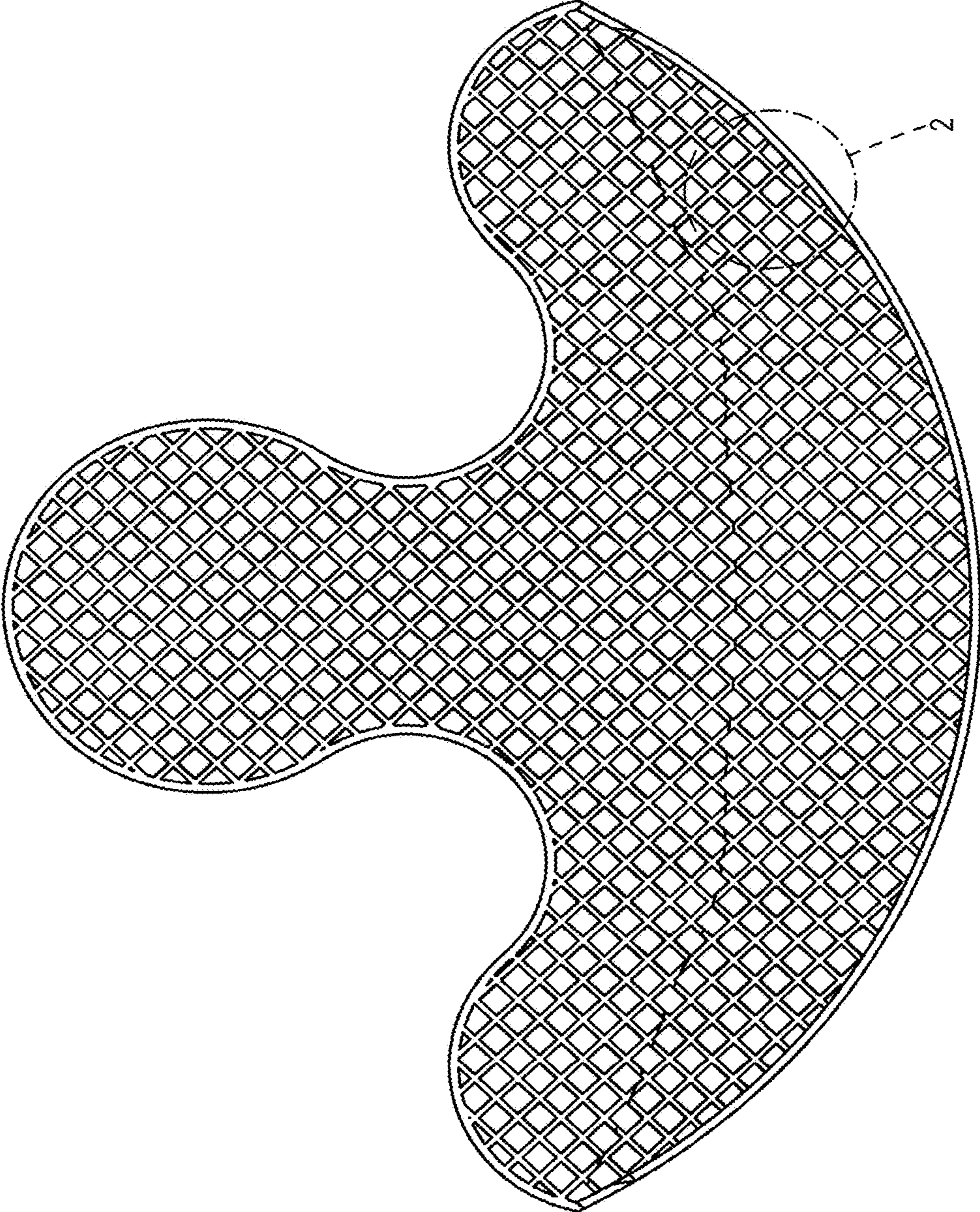


FIG. 1

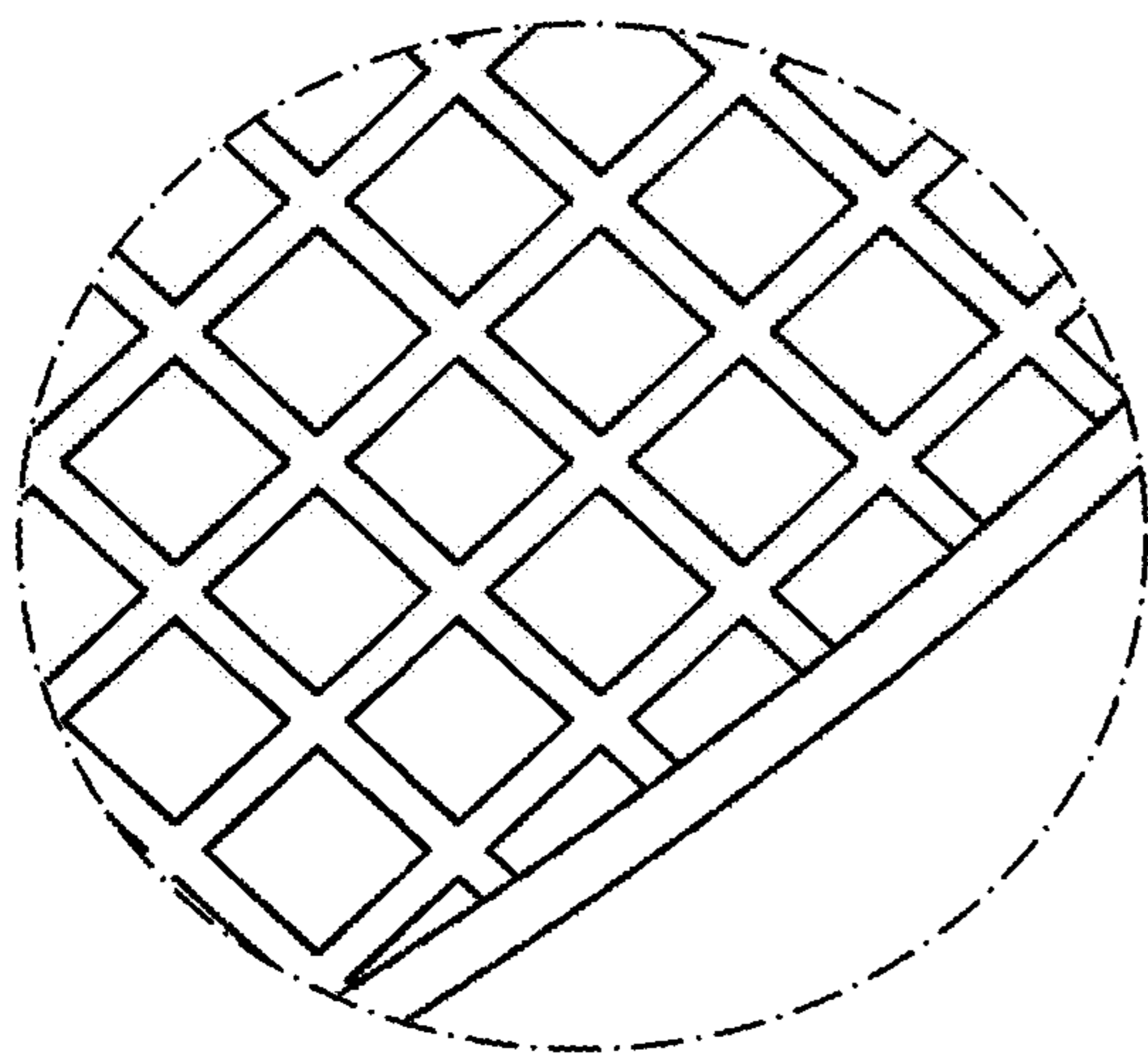


FIG. 2



FIG. 3