



US00D814116S

(12) **United States Design Patent**  
**Forti et al.**

(10) **Patent No.:** **US D814,116 S**  
(45) **Date of Patent:** **\*\* Mar. 27, 2018**

- (54) **RAZOR HANDLE**
- (71) Applicant: **The Gillette Company**, Boston, MA (US)
- (72) Inventors: **Alexander Stephen Forti**, Dedham, MA (US); **Robert Harold Johnson**, Hingham, MA (US); **Hong Lu**, Newton, MA (US); **Vanessa Christie**, Boston, MA (US); **Thomas Anthony Gernetzke**, Beverly, MA (US); **Michael David Tinstman**, Malden, MA (US); **Benjamin Andrew Bangser**, Los Angeles, CA (US)
- (73) Assignee: **The Gillette Company LLC**, Boston, MA (US)
- (\*\*) Term: **15 Years**
- (21) Appl. No.: **29/574,003**
- (22) Filed: **Aug. 11, 2016**
- (51) **LOC (11) Cl.** ..... **28-03**
- (52) **U.S. Cl.**  
USPC ..... **D28/48**
- (58) **Field of Classification Search**  
USPC ..... D28/46-48  
CPC ..... B26B 21/52-21/528; B26B 21/14-21/38; B26B 21/08; B26B 21/00  
See application file for complete search history.

- (56) **References Cited**  
U.S. PATENT DOCUMENTS
- |              |        |      |       |        |
|--------------|--------|------|-------|--------|
| D392,418 S * | 3/1998 | Gray | ..... | D28/48 |
| D396,129 S * | 7/1998 | Gray | ..... | D28/46 |
| D397,512 S * | 8/1998 | Gray | ..... | D28/48 |
| D404,527 S * | 1/1999 | Gray | ..... | D28/48 |
| D406,393 S * | 3/1999 | Gray | ..... | D28/48 |
| D407,849 S * | 4/1999 | Gray | ..... | D28/47 |
| D422,751 S * | 4/2000 | Gray | ..... | D28/47 |

- |              |         |            |       |        |
|--------------|---------|------------|-------|--------|
| D438,342 S * | 2/2001  | Gray       | ..... | D28/48 |
| D444,267 S * | 6/2001  | Gray       | ..... | D28/48 |
| D500,174 S * | 12/2004 | Gray       | ..... | D28/48 |
| D500,390 S * | 12/2004 | Gray       | ..... | D28/47 |
| D509,321 S * | 9/2005  | Gray       | ..... | D28/46 |
| D510,643 S * | 10/2005 | Gray       | ..... | D28/48 |
| D515,740 S * | 2/2006  | Provost    | ..... | D28/46 |
| D558,398 S * | 12/2007 | Park       | ..... | D28/46 |
| D603,556 S * | 11/2009 | Rhoad      | ..... | D28/47 |
| D603,557 S * | 11/2009 | Rhoad      | ..... | D28/47 |
| D643,977 S * | 8/2011  | Wonderley  | ..... | D28/47 |
| D661,425 S * | 6/2012  | Cataudella | ..... | D28/46 |
| D674,552 S * | 1/2013  | Barrow     | ..... | D28/48 |
| D695,457 S * | 12/2013 | Watson     | ..... | D28/47 |
| D725,824 S * | 3/2015  | Sims       | ..... | D28/48 |
| D731,119 S * | 6/2015  | Daniel     | ..... | D28/46 |
| D739,980 S * | 9/2015  | Psimadas   | ..... | D28/48 |
| D741,009 S * | 10/2015 | Bruno      | ..... | D28/47 |

(Continued)

*Primary Examiner* — Jennifer Rivard

(74) *Attorney, Agent, or Firm* — Joanne N. Pappas; Kevin C. Johnson; Steven W. Miller

(57) **CLAIM**

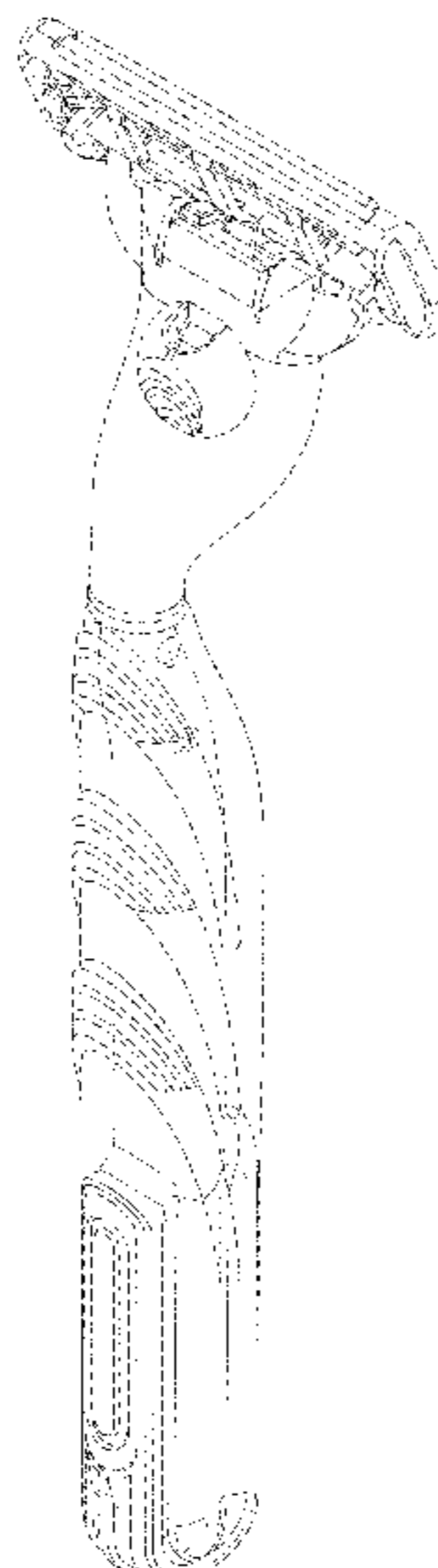
The ornamental design for a razor handle, as shown and described.

**DESCRIPTION**

FIG. 1 is a perspective view of a razor handle of the present invention;  
FIG. 2 is a front view of the razor handle of FIG. 1;  
FIG. 3 is a back view of the razor handle of FIG. 1;  
FIG. 4 is a right side view of the razor handle of FIG. 1;  
FIG. 5 is a left side view of the razor handle of FIG. 1;  
FIG. 6 is a top view of the razor handle of FIG. 1; and,  
FIG. 7 is a bottom view of the razor handle of FIG. 1.

The razor head that shown in broken lines illustrates the environment of the claim. The remaining broken lines illustrate portions of the razor handle. None of the broken lines forms part of the claimed design.

**1 Claim, 5 Drawing Sheets**



(56)

**References Cited**

U.S. PATENT DOCUMENTS

D766,506 S *	9/2016	Bruno	.....	D28/47
D779,122 S *	2/2017	Dubin	.....	D28/48
D787,125 S *	5/2017	Dubin	.....	D28/48
D787,127 S *	5/2017	Dubin	.....	D28/48

\* cited by examiner

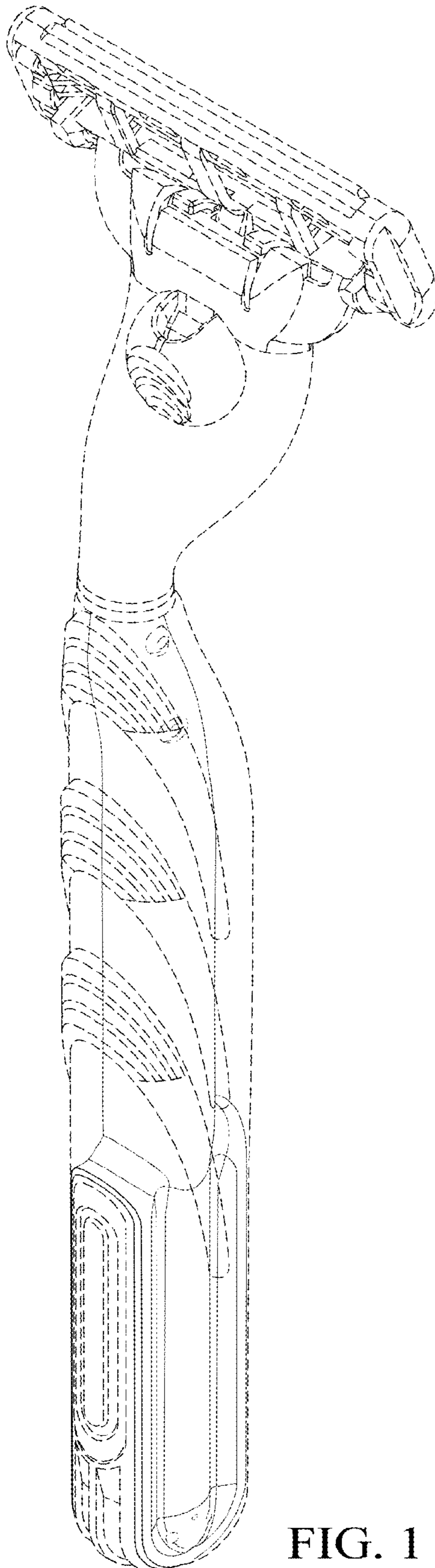


FIG. 1

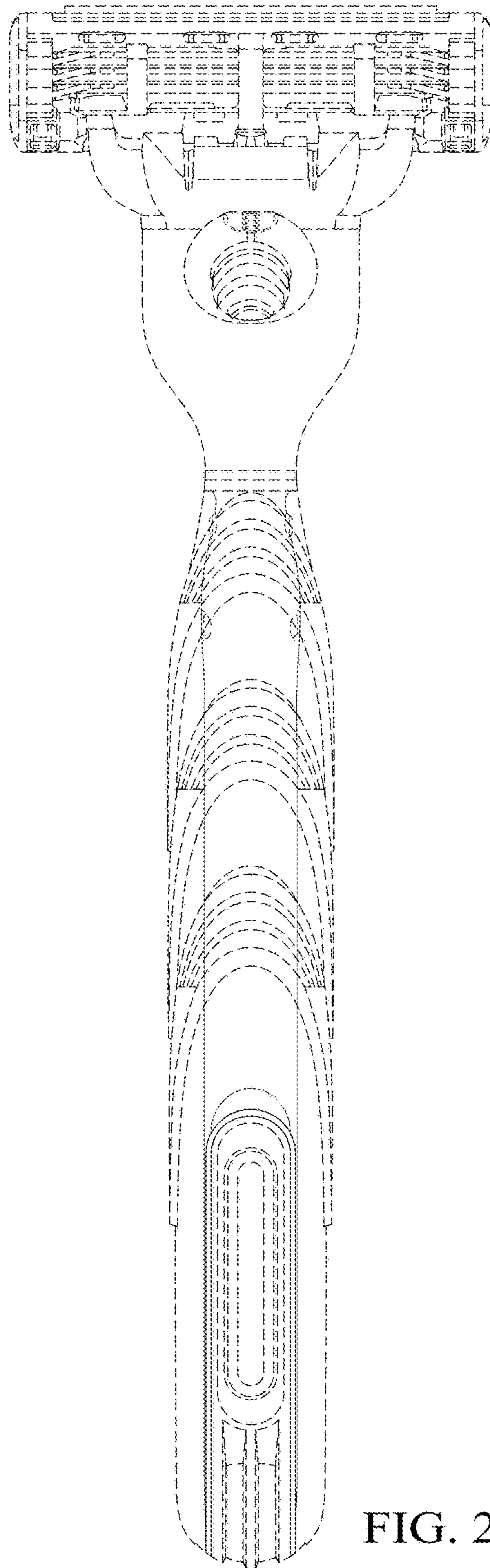


FIG. 2

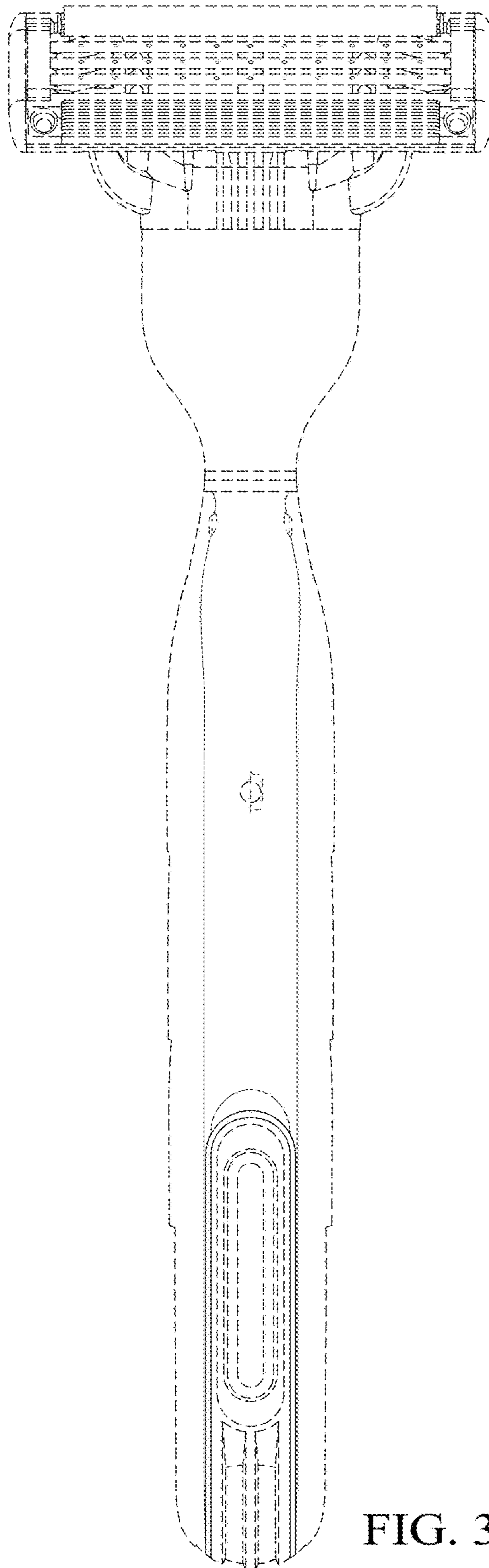


FIG. 3




FIG. 4




FIG. 5

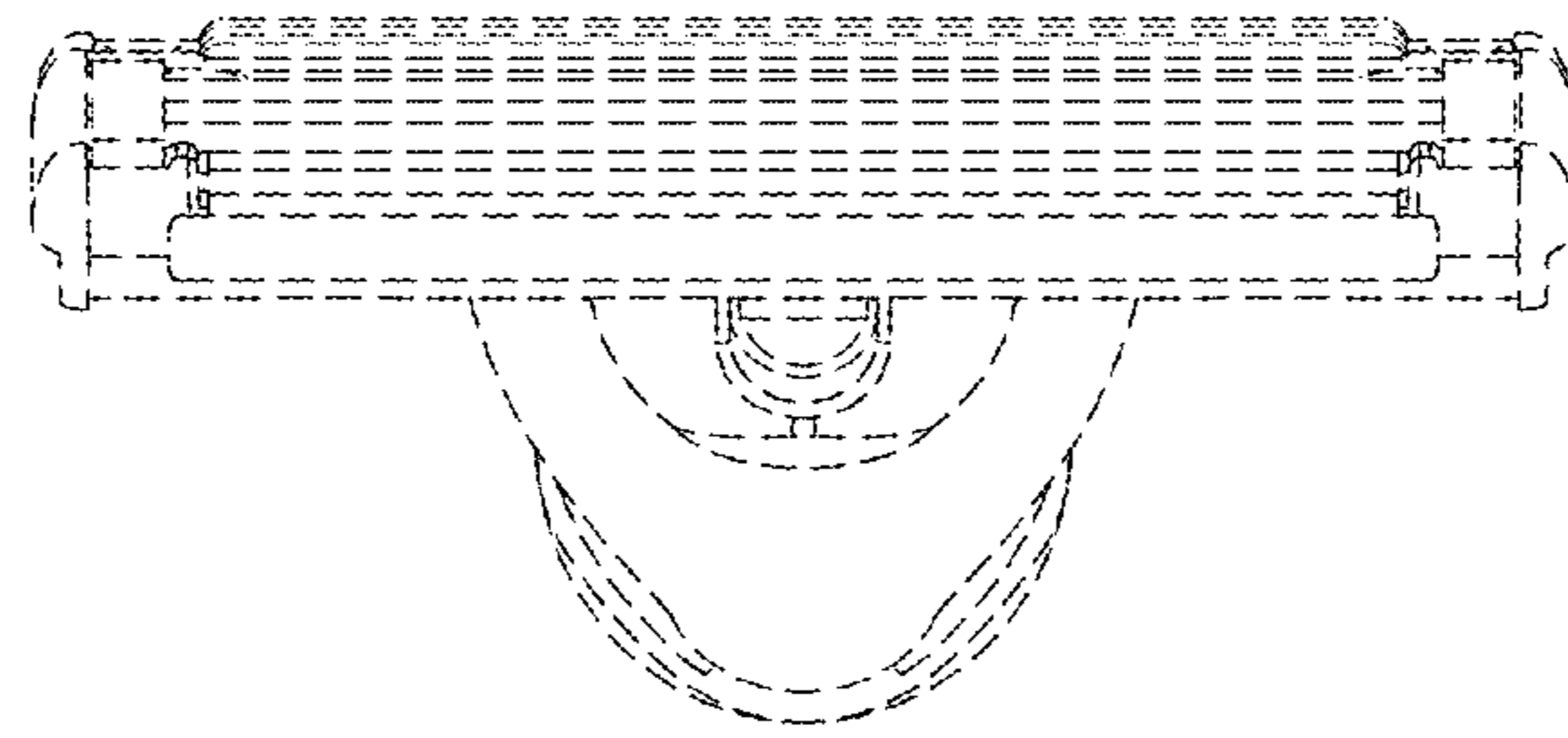


FIG. 6

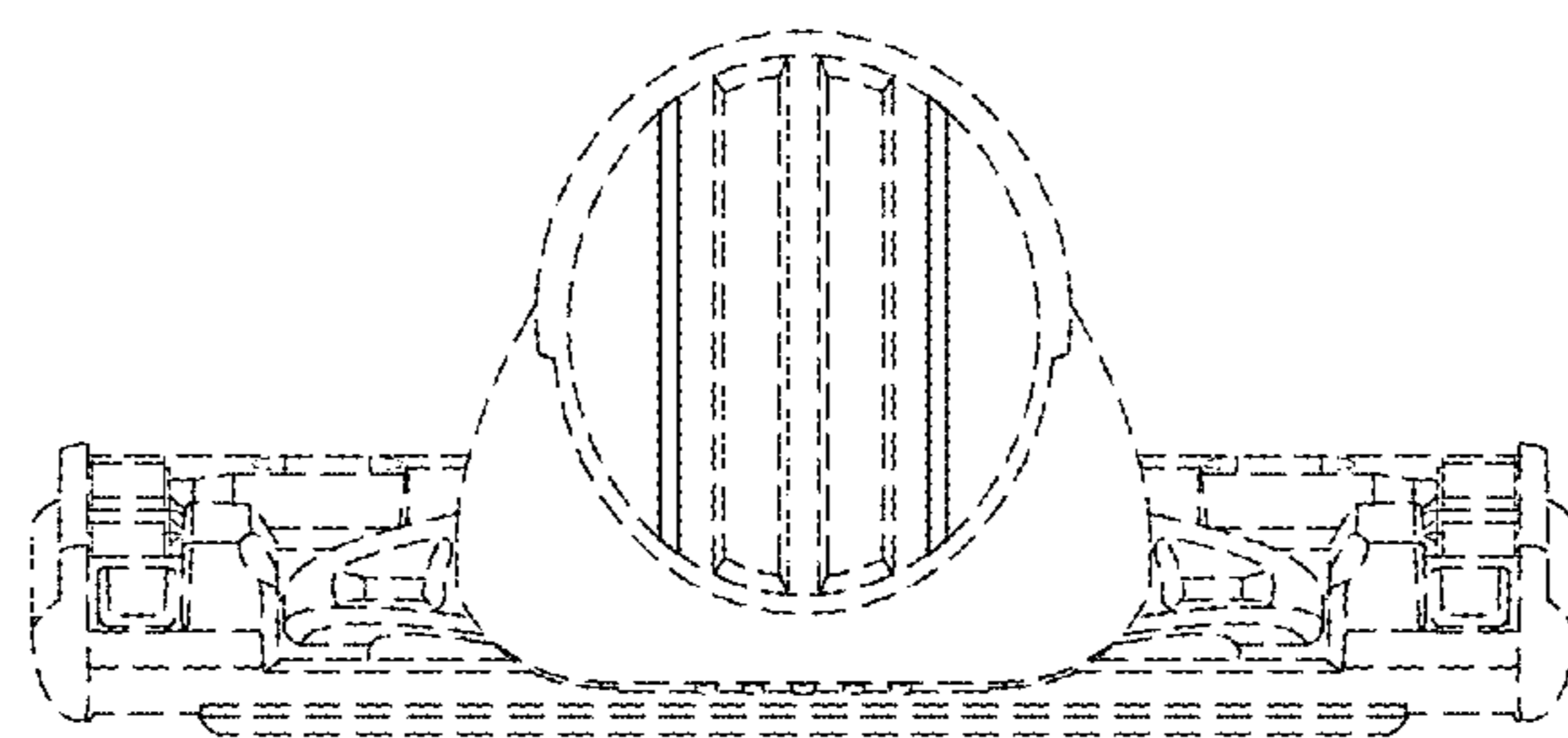


FIG. 7