



US00D814111S

(12) **United States Design Patent**
Hsu

(10) **Patent No.:** **US D814,111 S**
(45) **Date of Patent:** **** Mar. 27, 2018**

- (54) **HAIR ACCESSORY**
- (71) Applicant: **Shih-Ling Hsu**, Tainan (TW)
- (72) Inventor: **Shih-Ling Hsu**, Tainan (TW)
- (**) Term: **15 Years**
- (21) Appl. No.: **29/597,691**
- (22) Filed: **Mar. 19, 2017**
- (51) **LOC (11) Cl.** **28-03**
- (52) **U.S. Cl.**
USPC **D28/39**
- (58) **Field of Classification Search**
USPC D28/41, 39, 42, 43, 10; D11/2, 86, 184;
132/273–284, 212, 144, 148; 428/4, 5
CPC A45D 2008/008; A45D 2008/002; A45D
2008/006; A45D 8/00; A45D 8/32; A45D
8/34; A45D 8/36; A45D 8/38; A45D 8/40
See application file for complete search history.

(56) **References Cited**

U.S. PATENT DOCUMENTS

| | | | | |
|--------------|---------|------------|-------|---------|
| D350,312 S * | 9/1994 | Edwards | | D11/184 |
| D435,232 S * | 12/2000 | Yedlin | | D11/184 |
| D441,316 S * | 5/2001 | Burghoffer | | D11/184 |
| D480,510 S * | 10/2003 | Shidler | | D28/41 |
| D511,996 S * | 11/2005 | Kopsak | | D11/184 |
| D540,983 S * | 4/2007 | Vergona | | D28/40 |
| D552,793 S * | 10/2007 | Pichon | | D28/40 |

| | | | | |
|----------------|---------|-----------|-------|----------------------|
| D570,048 S * | 5/2008 | Benson | | D28/41 |
| D615,702 S * | 5/2010 | Hsu | | D28/40 |
| D626,689 S * | 11/2010 | Shyu | | D28/41 |
| D654,219 S * | 2/2012 | Wilhelm | | D28/39 |
| D658,083 S * | 4/2012 | Ghirardi | | D11/1 |
| 8,528,573 B2 * | 9/2013 | Chudzik | | A45D 8/14 132/156 |
| D712,095 S * | 8/2014 | Hsu | | D28/42 |
| D769,768 S * | 10/2016 | Castaneda | | D11/83 |
| D779,729 S * | 2/2017 | Reile | | D28/39 |

* cited by examiner

Primary Examiner — Susan Bennett Hattan
Assistant Examiner — Rebecca Tsehaye


(57) **CLAIM**

The ornamental design for a hair accessory, as shown and described.

DESCRIPTION

FIG. 1 is a perspective view of a hair accessory showing my new design thereof;
 FIG. 2 is a front elevational view thereof;
 FIG. 3 is a rear elevational view thereof;
 FIG. 4 is a left side elevational view thereof;
 FIG. 5 is a right side elevational view thereof;
 FIG. 6 is a top plan view thereof;
 FIG. 7 is a bottom plan view thereof; and,
 FIG. 8 is another perspective view of a hair accessory of FIG. 1.

1 Claim, 8 Drawing Sheets






FIG. 1




FIG. 2




FIG. 3




FIG. 4




FIG. 5




FIG. 6




FIG. 7

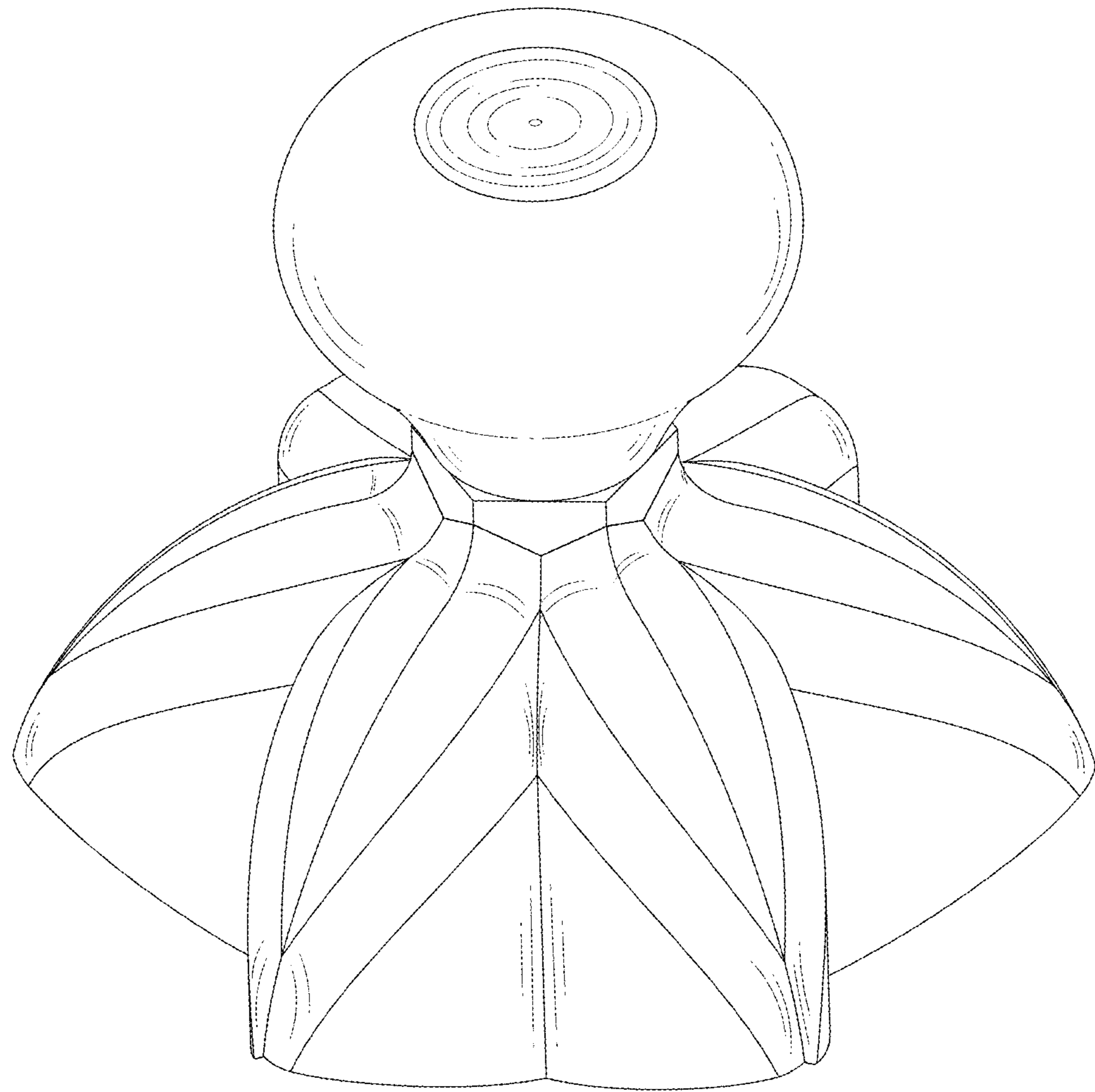


FIG. 8