



US00D814108S

(12) **United States Design Patent** (10) **Patent No.:** **US D814,108 S**
Zuckerman et al. (45) **Date of Patent:** **** Mar. 27, 2018**

(54) **DETERGENT/CLEANING PACKET**
(71) Applicant: **Jempak Corporation**, Concord (CA)
(72) Inventors: **Charles Zuckerman**, Concord (CA);
Emil Tarnowsky, Concord (CA)
(73) Assignee: **Jempak Corporation**, Concord,
Ontario (CA)
(**) Term: **15 Years**

D651,340 S 12/2011 Heidel et al.
D652,165 S 1/2012 Gordon et al.
D656,669 S 3/2012 Davis et al.
D656,670 S 3/2012 Davis et al.
D656,671 S 3/2012 Davis et al.
D656,672 S 3/2012 Davis et al.
D656,673 S 3/2012 Davis et al.
D656,674 S 3/2012 Davis et al.
D657,495 S 4/2012 Davis et al.
D657,910 S 4/2012 Davis et al.
D659,902 S 5/2012 Mehdizadeh
D673,327 S * 12/2012 Dedeyan D28/8.1
(Continued)

(21) Appl. No.: **29/543,284**
(22) Filed: **Oct. 22, 2015**
(51) **LOC (11) Cl.** **28-03**
(52) **U.S. Cl.**
USPC **D28/8.1**
(58) **Field of Classification Search**
USPC D9/424-426, 428, 430-432, 702, 707,
D9/710, 737, 759
CPC C11D 17/04; C11D 17/041-17/042; C11D
17/043-17/047; C11D 17/0047-17/0091;
C11D 17/0095; C11D 17/00-17/0021
See application file for complete search history.

Primary Examiner — Jennifer Rivard
(74) Attorney, Agent, or Firm — Gilbert's LLP; Matthew
D. Powell

(57) **CLAIM**

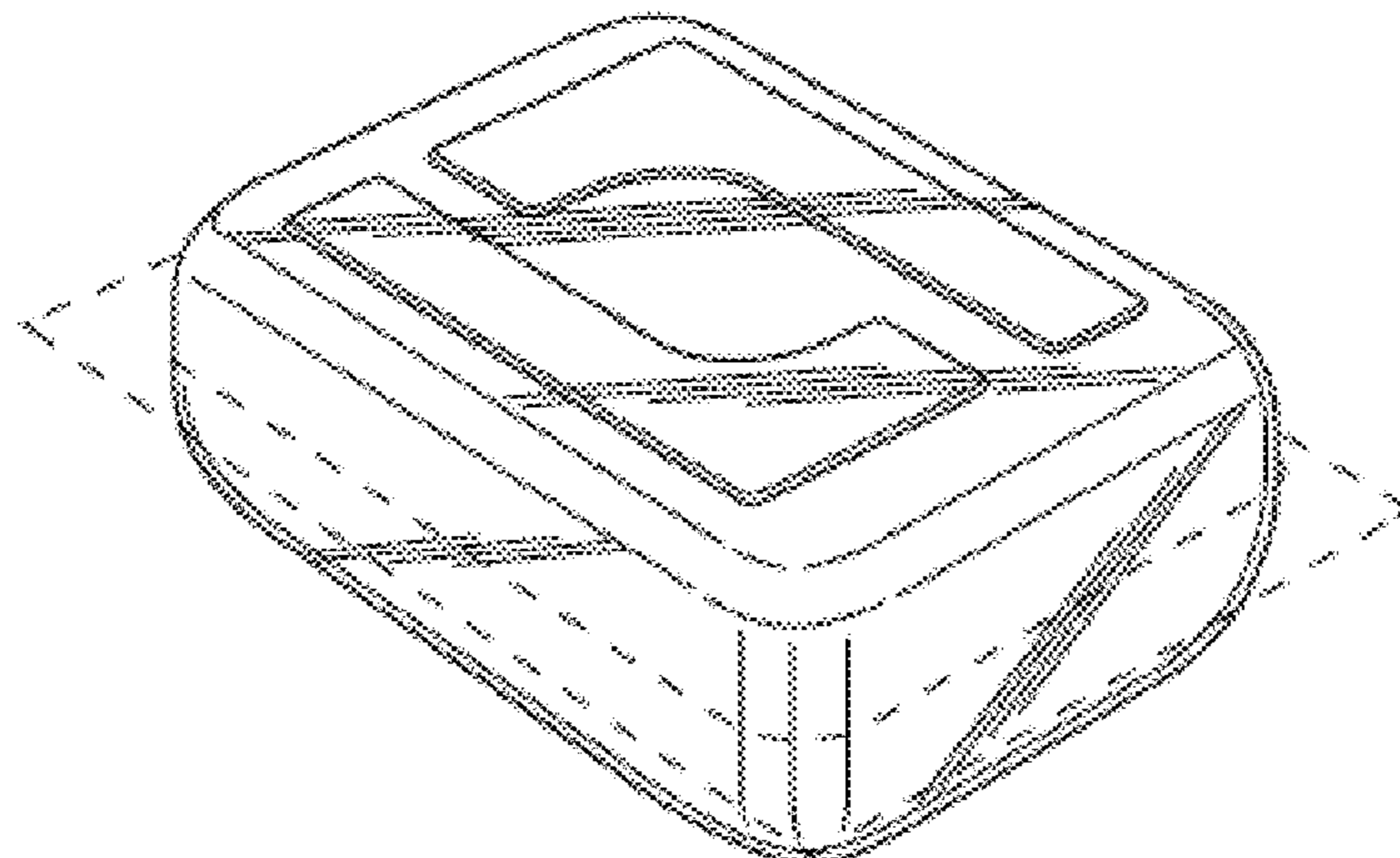
The ornamental design for a detergent/cleaning packet, as
shown and described.

DESCRIPTION

FIG. 1 is a perspective view of the detergent/cleaning
packet, in accordance with the design;
FIG. 2 is a top view of the detergent/cleaning packet of FIG.
1;
FIG. 3 is a first end view of the detergent/cleaning packet of
FIG. 1;
FIG. 4 is a second end view of the detergent/cleaning packet
of FIG. 1;
FIG. 5 is a first side view of the detergent/cleaning packet of
FIG. 1;
FIG. 6 is a second side view of the detergent/cleaning packet
of FIG. 1; and,
FIG. 7 is a bottom view of the detergent/cleaning packet of
FIG. 1.
The portions of the detergent/cleaning packet shown in
broken lines are for purposes of illustration only and do not
form part of the design.

(56) **References Cited**
U.S. PATENT DOCUMENTS
D372,083 S 7/1996 Williams
D485,942 S 1/2004 McLeish
D490,567 S 5/2004 McLeish
D599,057 S 8/2009 Beckholt et al.
D604,635 S 11/2009 Xu
D618,393 S 6/2010 Beckholt et al.
D621,718 S 8/2010 Mehdizadeh
D643,574 S 8/2011 Heidel et al.
D647,249 S 10/2011 Heidel et al.
D647,250 S 10/2011 Heidel et al.
D648,065 S 11/2011 Heidel et al.
D648,066 S 11/2011 Heidel et al.
D648,070 S 11/2011 Heidel et al.
D649,710 S 11/2011 Mehdizadeh

1 Claim, 1 Drawing Sheet



(56)

References Cited

U.S. PATENT DOCUMENTS

D679,862	S	4/2013	Sunder	
D679,863	S	4/2013	Sunder	
D680,445	S	4/2013	Kopulos et al.	
D681,270	S	4/2013	Davis	
D681,271	S	4/2013	Davis	
D681,272	S	4/2013	Davis	
D681,273	S	4/2013	Davis	
D683,499	S	5/2013	Dedeyan et al.	
D687,182	S *	7/2013	Gordon	D28/8.1
D689,240	S *	9/2013	Sunder	D28/8.1
D689,241	S *	9/2013	Gerhards	D28/8.1
D691,326	S *	10/2013	Gerhards	D28/8.1
D695,451	S *	12/2013	Gerhards	D28/8.1
D728,157	S	4/2015	Sarb	
D732,735	S *	6/2015	Nixon	D28/8.1
D733,962	S *	7/2015	Sunder	D28/8.1
D735,407	S *	7/2015	Gerhards	D28/8.1
D735,408	S *	7/2015	Meier	D28/8.1
D735,409	S *	7/2015	Sunder	D28/8.1
D744,162	S *	11/2015	Sunder	D28/8.1
D748,330	S *	1/2016	Gerhards	D28/8.1
D759,891	S *	6/2016	Sarb	D28/8.1
D774,249	S *	12/2016	McLenithan	D28/8.1
D774,250	S *	12/2016	McLenithan	D28/8.1
D774,251	S *	12/2016	McLenithan	D28/8.1
D777,373	S *	1/2017	Sunder	D28/8.1
D779,727	S *	2/2017	Johnson	D28/8.1
2016/0230131	A1 *	8/2016	Wiedemann	B65D 65/46

* cited by examiner

Fig. 1

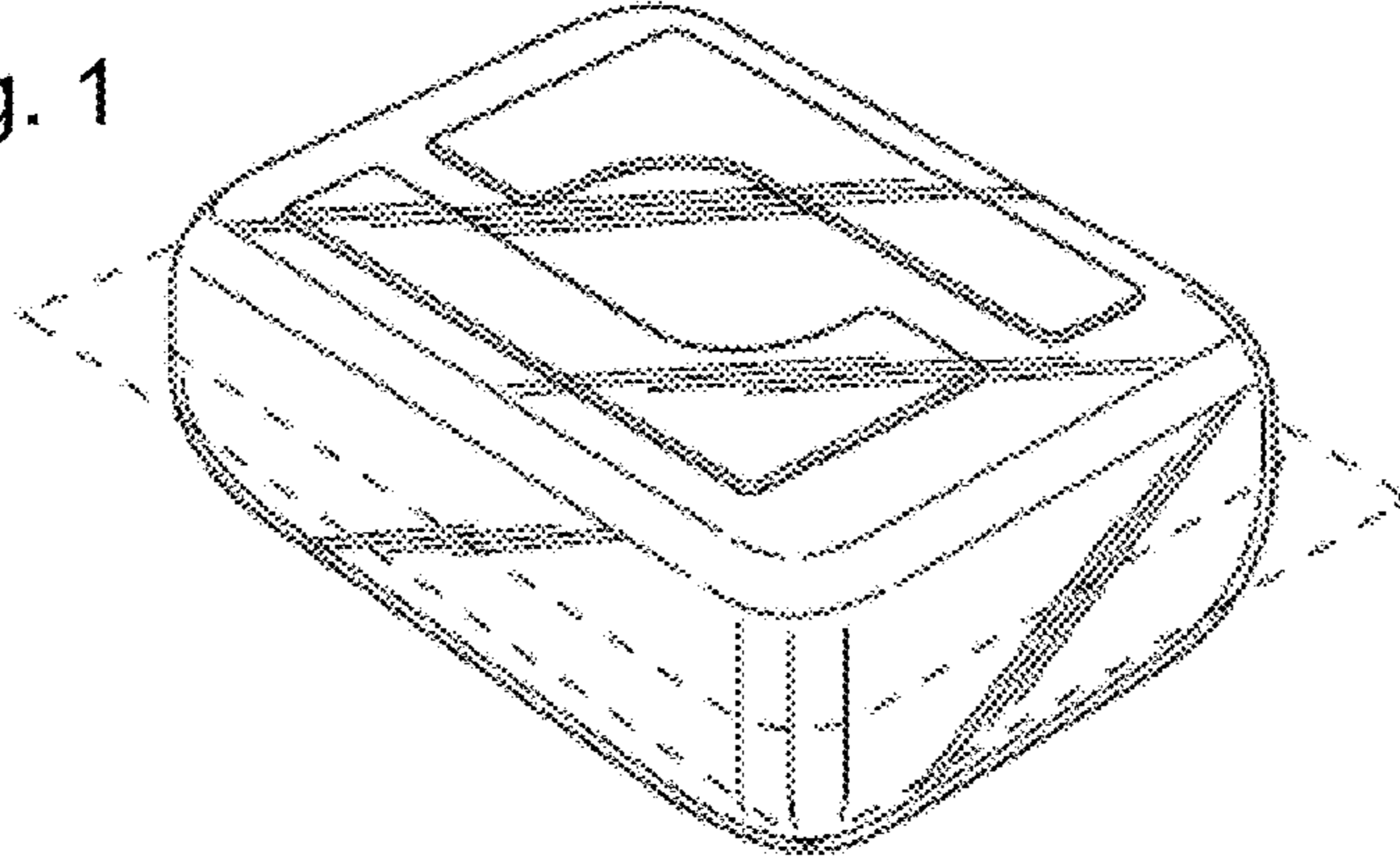


Fig. 2

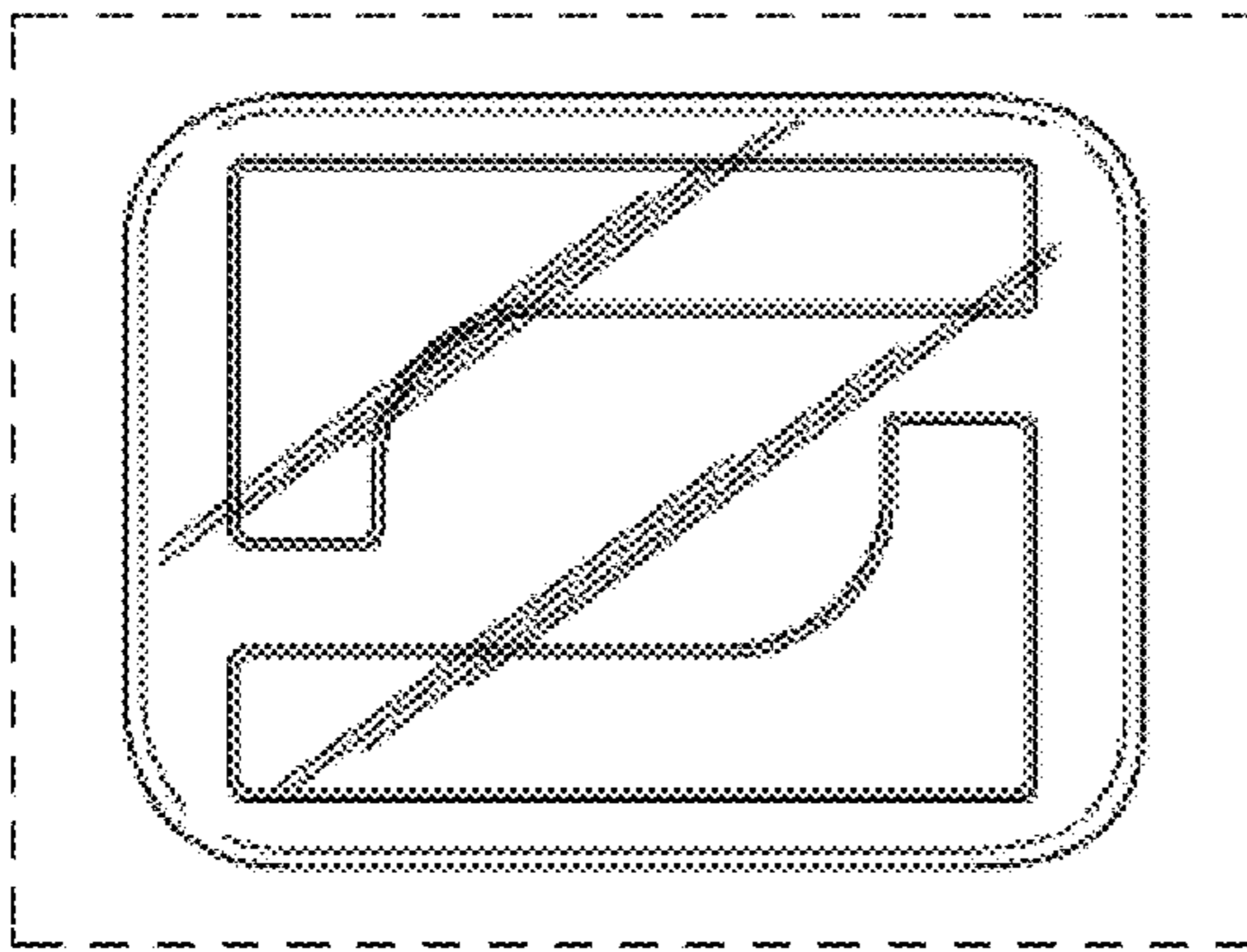


Fig. 3




Fig. 4

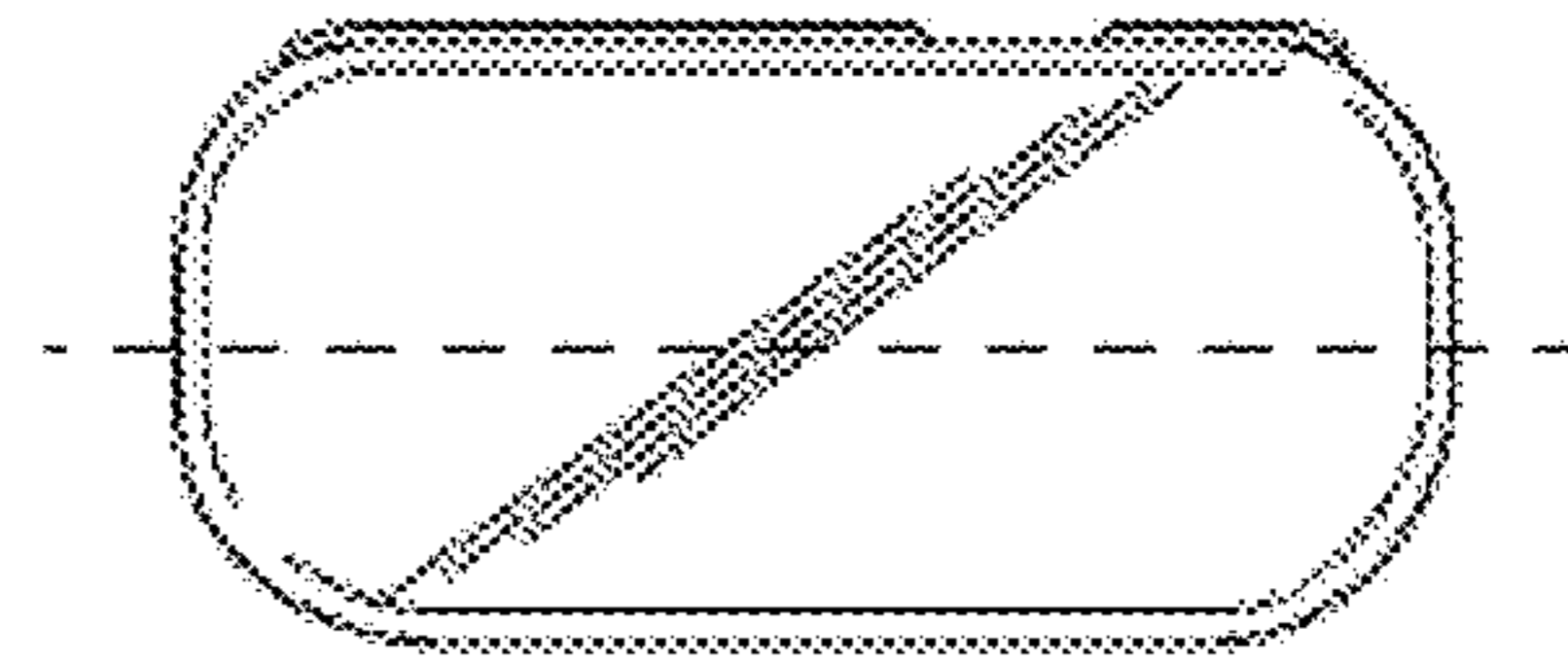


Fig. 5

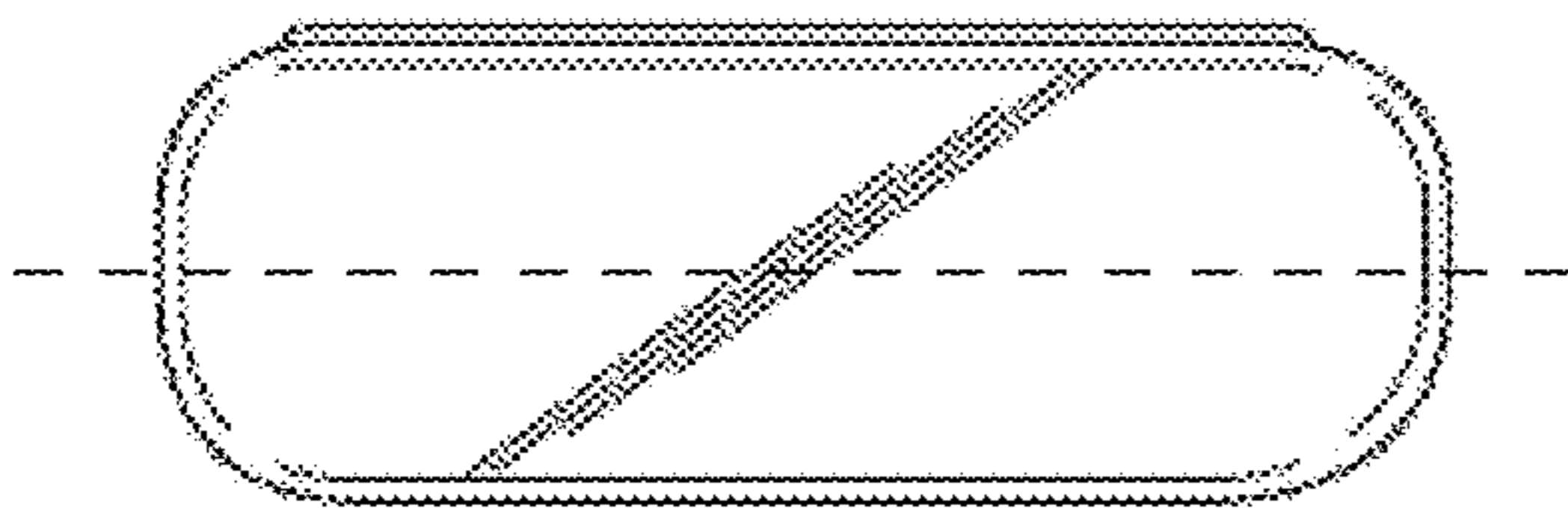


Fig. 6

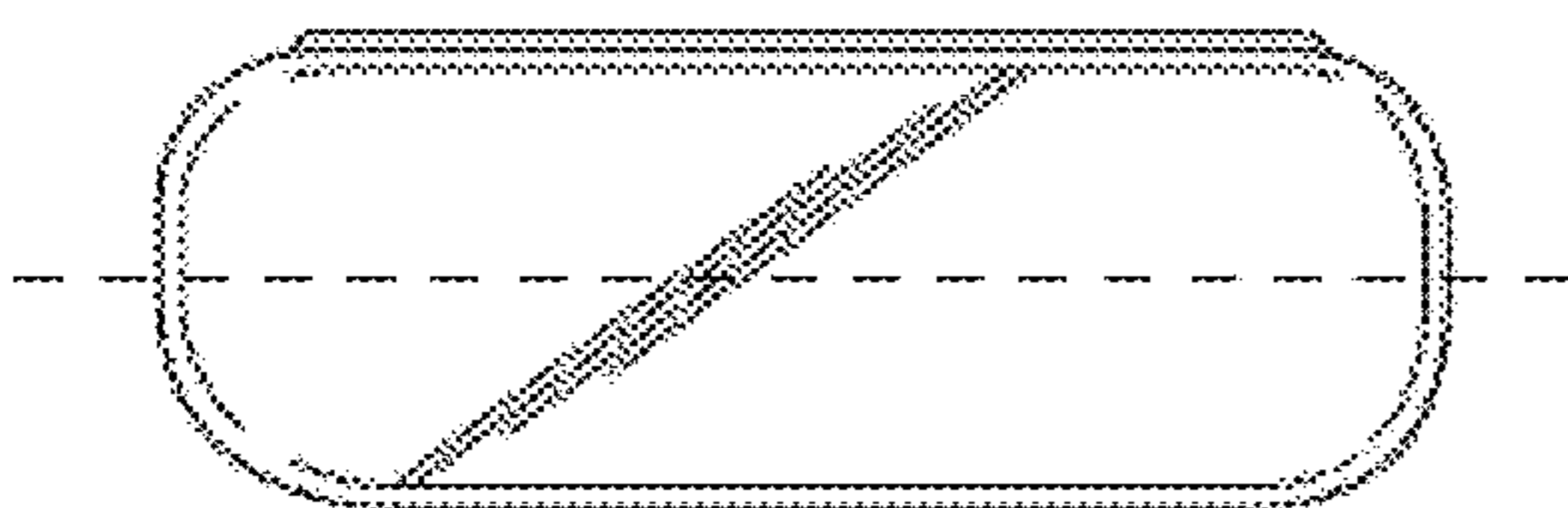


Fig. 7

