



US00D814102S

(12) **United States Design Patent**  
**Lehoux**

(10) **Patent No.:** **US D814,102 S**  
(45) **Date of Patent:** **\*\* Mar. 27, 2018**

- (54) **VAPORIZER PEN**
- (71) Applicant: **Nesta Holding Co. Ltd.**, Ottawa (CA)
- (72) Inventor: **Patrick Lehoux**, Sudbury (CA)
- (73) Assignee: **Nesta Holding Co. Ltd.**, Ottawa (CA)
- (\*\*) Term: **15 Years**
- (21) Appl. No.: **29/577,996**
- (22) Filed: **Sep. 16, 2016**
- (51) **LOC (11) Cl.** ..... **27-01**
- (52) **U.S. Cl.**  
USPC ..... **D27/101**
- (58) **Field of Classification Search**  
USPC ..... D27/101, 106, 163, 167, 169, 173, 175,  
D27/183, 186, 187, 188, 189, 190, 193,  
D27/195; D24/110, 108; 131/191, 330,  
131/328, 329; 128/202.21, 203.12  
CPC ..... A61M 15/06  
See application file for complete search history.

(56) **References Cited**

**U.S. PATENT DOCUMENTS**

- 6,196,218 B1 \* 3/2001 Voges ..... A24F 47/002  
128/200.14
- D666,355 S \* 8/2012 Alelov ..... D27/101
- D695,450 S \* 12/2013 Benassayag ..... D24/110.5
- D729,441 S \* 5/2015 Hua ..... D27/101
- D732,733 S \* 6/2015 Spagnolo ..... D27/101
- D750,320 S \* 2/2016 Verleur ..... A24F 47/008  
D27/101

- D752,280 S \* 3/2016 Verleur ..... D27/167
- D759,303 S \* 6/2016 Afridi ..... D27/101
- 9,532,597 B2 \* 1/2017 Tucker ..... A24F 47/008
- 9,642,397 B2 \* 5/2017 Dai ..... A61M 15/06
- 2013/0228191 A1 \* 9/2013 Newton ..... A61M 15/06  
131/329
- 2015/0090253 A1 \* 4/2015 Farrow ..... A24F 47/008  
128/200.14
- 2015/0272220 A1 \* 10/2015 Spinka ..... A24F 47/008  
131/329
- 2015/0335075 A1 \* 11/2015 Minskoff ..... A24F 47/008  
131/329

\* cited by examiner

*Primary Examiner* — Susan Bennett Hattan  
*Assistant Examiner* — Rebecca Tsehaye  
(74) *Attorney, Agent, or Firm* — Mu P.C.

(57) **CLAIM**

The ornamental design for a vaporizer pen, as shown and described.

**DESCRIPTION**

FIG. 1 is a front perspective view of a vaporizer pen showing our new design;  
FIG. 2 is a front elevational view thereof;  
FIG. 3 is a rear elevational view thereof;  
FIG. 4 is a top plan view thereof;  
FIG. 5 is a bottom plan view thereof;  
FIG. 6 is a left side elevational view thereof; and,  
FIG. 7 is a right side elevational view thereof.  
The broken lines in the drawings depict a portion of the vaporizer pen that form no part of the claimed design.

**1 Claim, 7 Drawing Sheets**

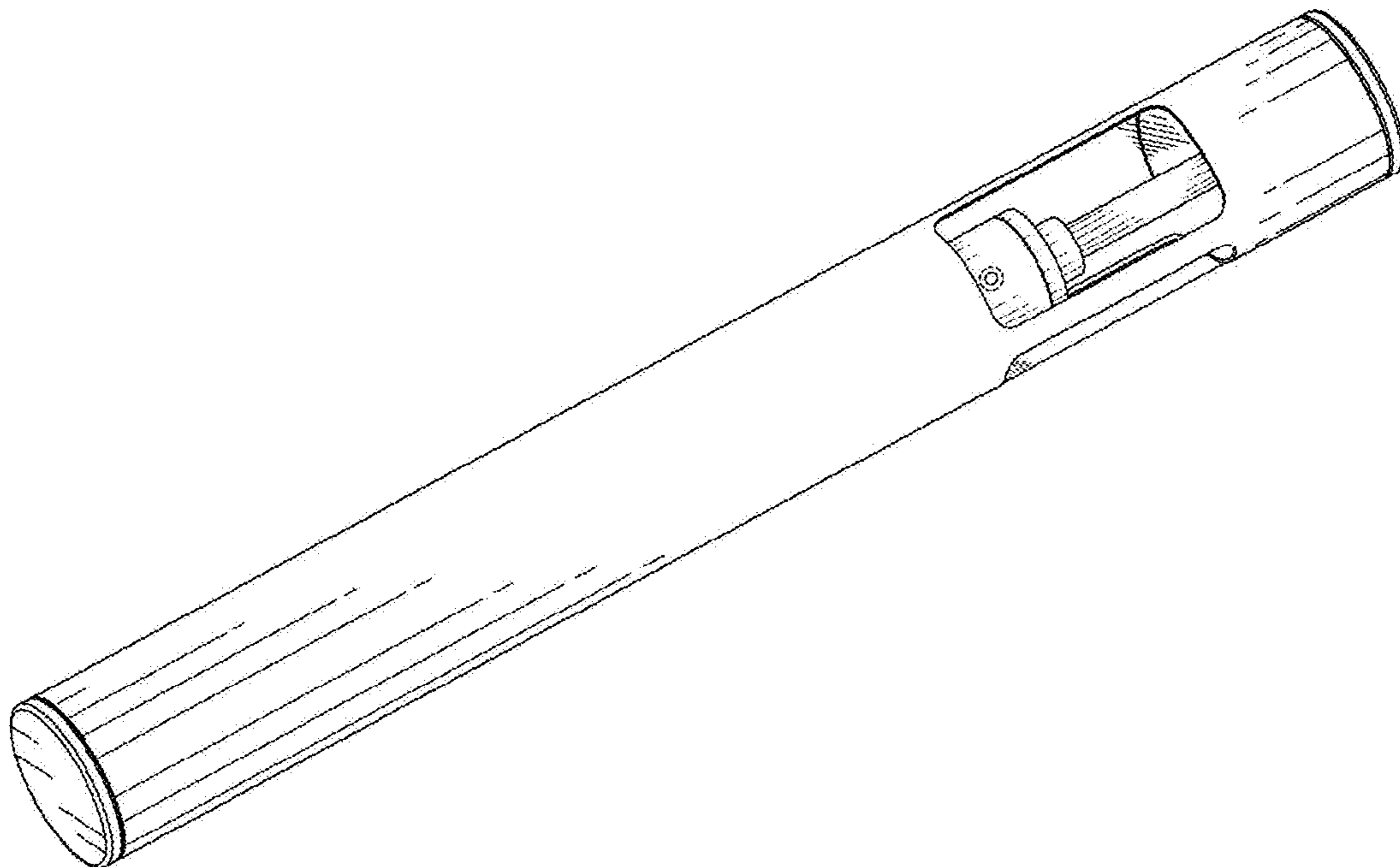


Figure 1

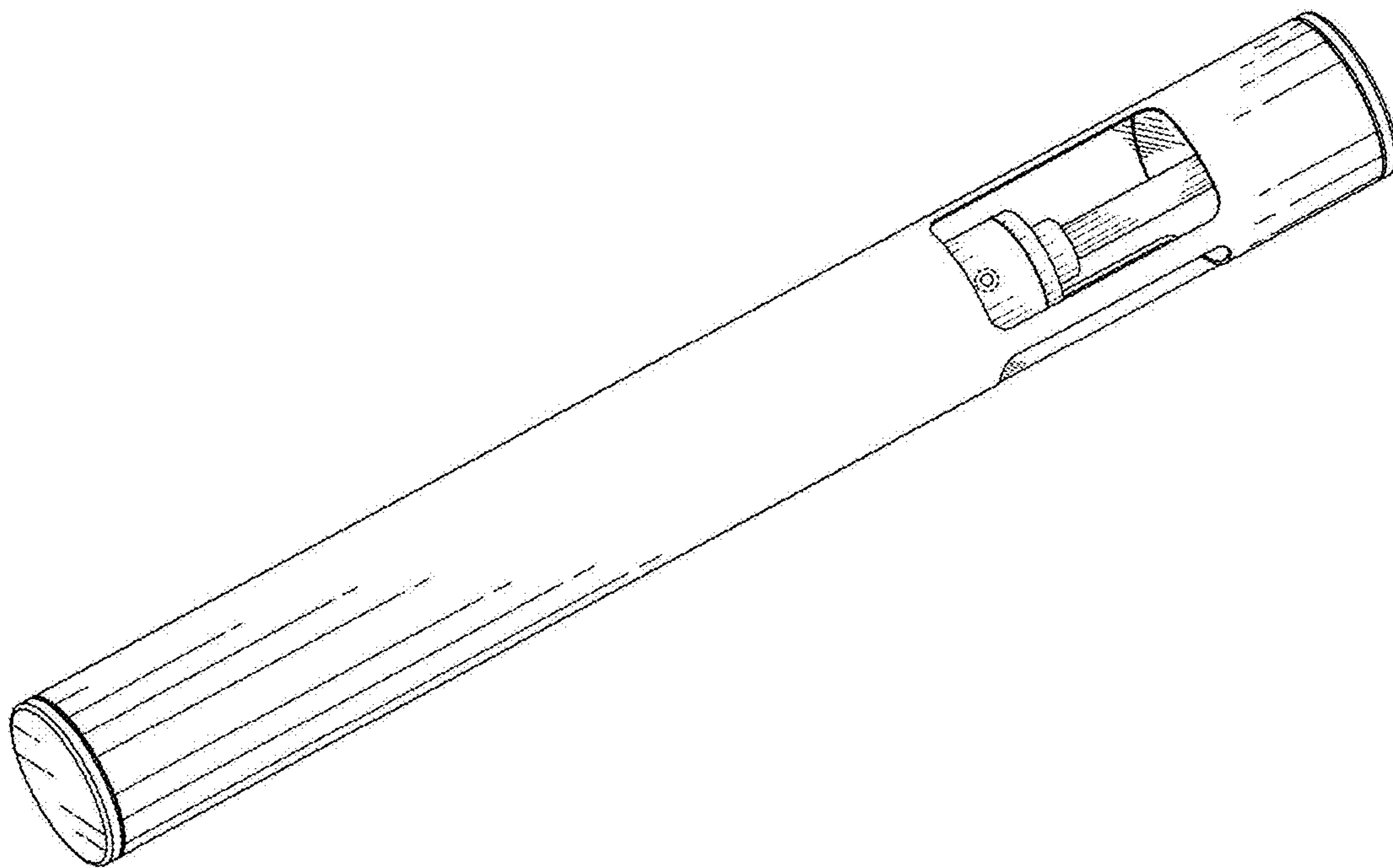


Figure 2




Figure 3




Figure 4

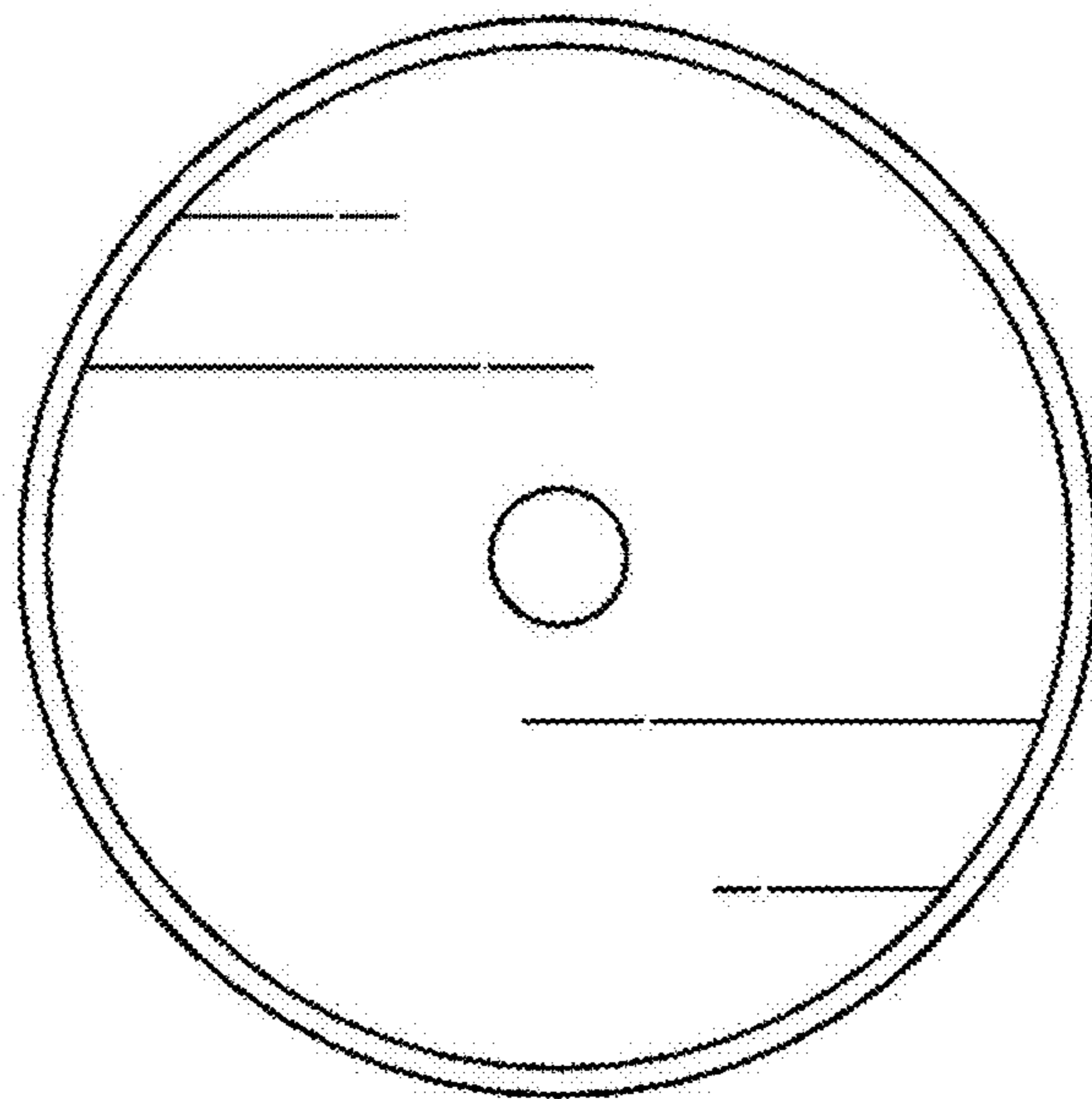


Figure 5

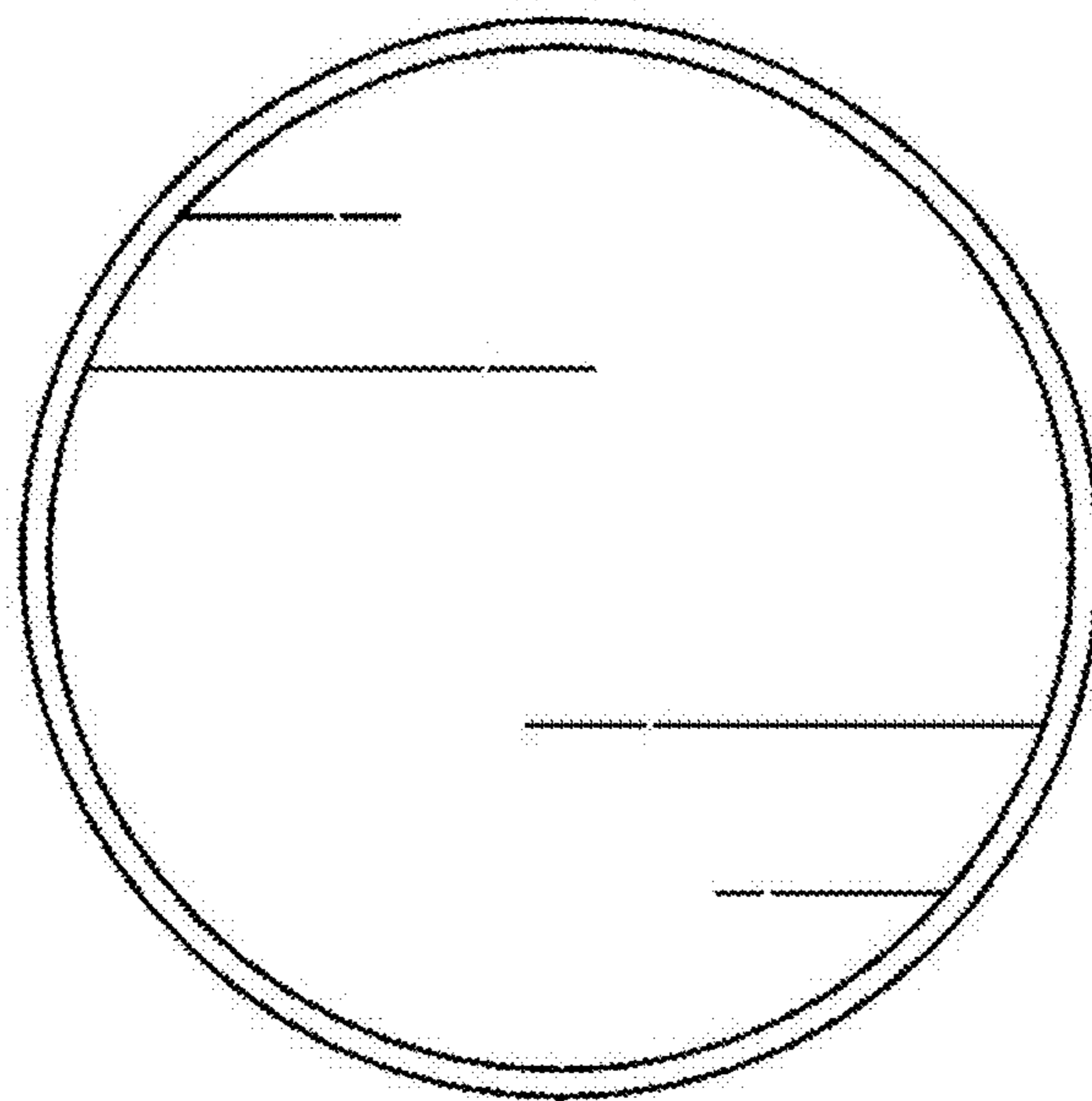


Figure 6






Figure 7

