



US00D814074S

(12) **United States Design Patent**
Sugiyama

(10) **Patent No.:** **US D814,074 S**
(45) **Date of Patent:** **** Mar. 27, 2018**

(54) **FRONT COMBINATION LAMP FOR AN AUTOMOBILE**

(71) Applicant: **Honda Motor Co., Ltd.**, Tokyo (JP)

(72) Inventor: **Tabito Sugiyama**, Wako (JP)

(73) Assignee: **Honda Motor Co., Ltd.**, Tokyo (JP)

(**) Term: **15 Years**

(21) Appl. No.: **29/589,560**

(22) Filed: **Jan. 3, 2017**

(30) **Foreign Application Priority Data**

Jul. 8, 2016 (JP) 2016-014583

(51) **LOC (11) Cl.** **26-06**

(52) **U.S. Cl.**
USPC **D26/28**

(58) **Field of Classification Search**
USPC D26/28-36; 362/80-83, 267-269,
362/459-468, 475-478, 485-487
CPC F21S 48/00; F21S 48/10; F21S 48/115;
F21S 48/1233; F21S 48/1266; F21S
48/1388; F21S 48/2268; F21V 21/04

See application file for complete search history.

(56) **References Cited**

U.S. PATENT DOCUMENTS

D528,681 S *	9/2006	Nakahara	D26/28
D528,685 S *	9/2006	Yoshida	D26/28
D544,114 S *	6/2007	Ohta	D26/28
D544,614 S *	6/2007	Markefka	D26/28
D549,857 S *	8/2007	Lin	D26/28

* cited by examiner

Primary Examiner — Marcus Jackson

(74) *Attorney, Agent, or Firm* — Plumsea Law Group, LLC

(57) **CLAIM**

The ornamental design for a front combination lamp for an automobile, as shown and described.

DESCRIPTION

FIG. 1 is a front perspective view of a front combination lamp for an automobile.

FIG. 2 is a front elevation view thereof.

FIG. 3 is a top plan view thereof; and,

FIG. 4 is a right side elevation view thereof.

The broken lines in the drawings illustrate portions of the front combination lamp for an automobile that form no part of the claimed design.

1 Claim, 4 Drawing Sheets

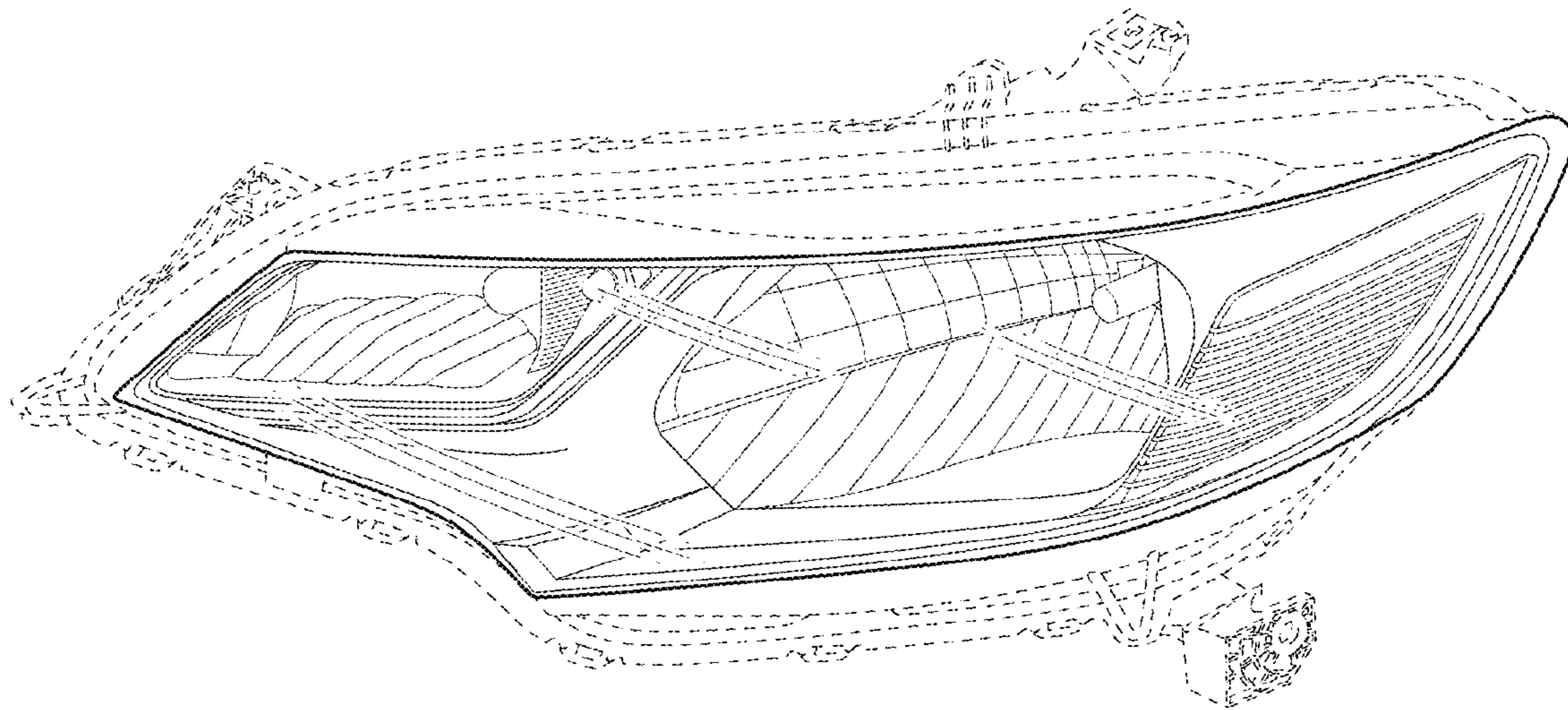


FIG. 1

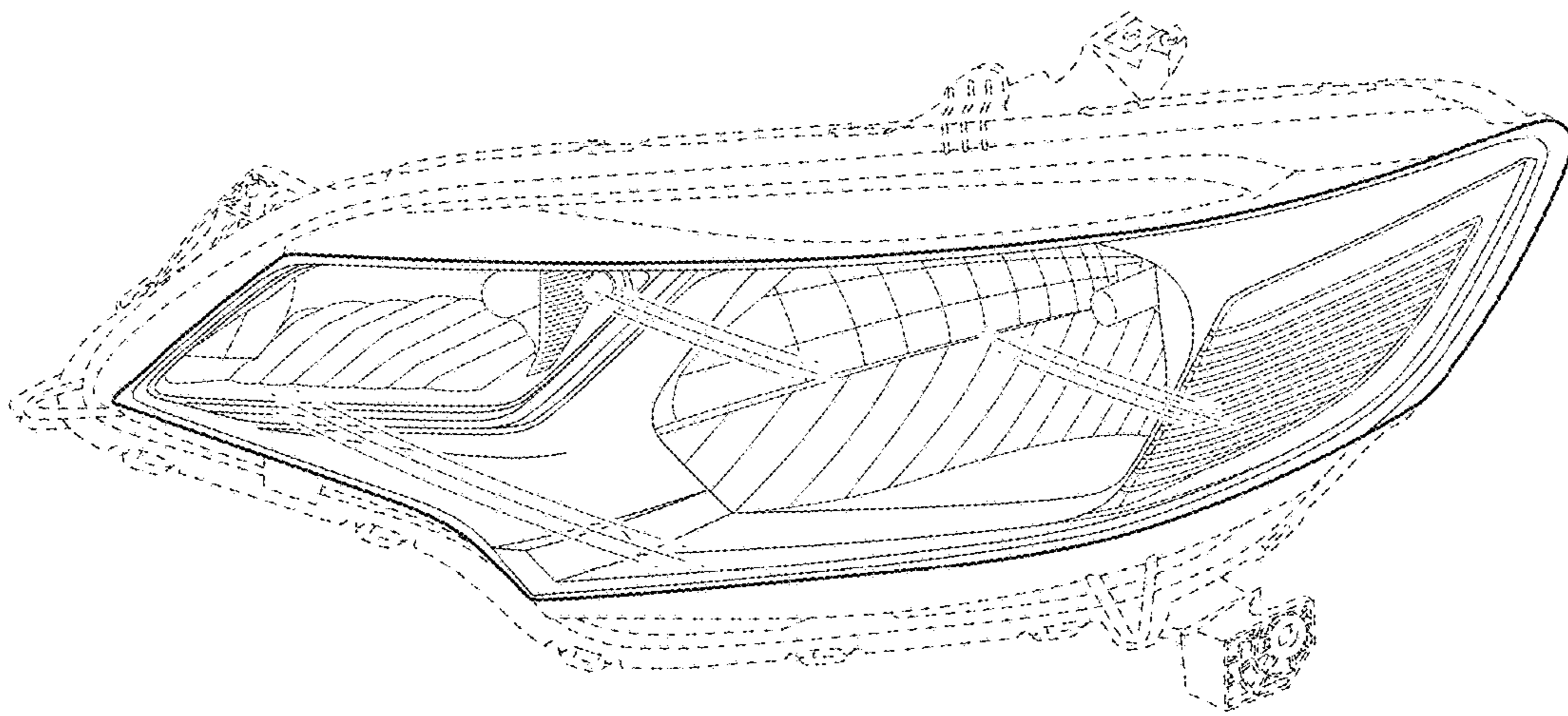


FIG. 2

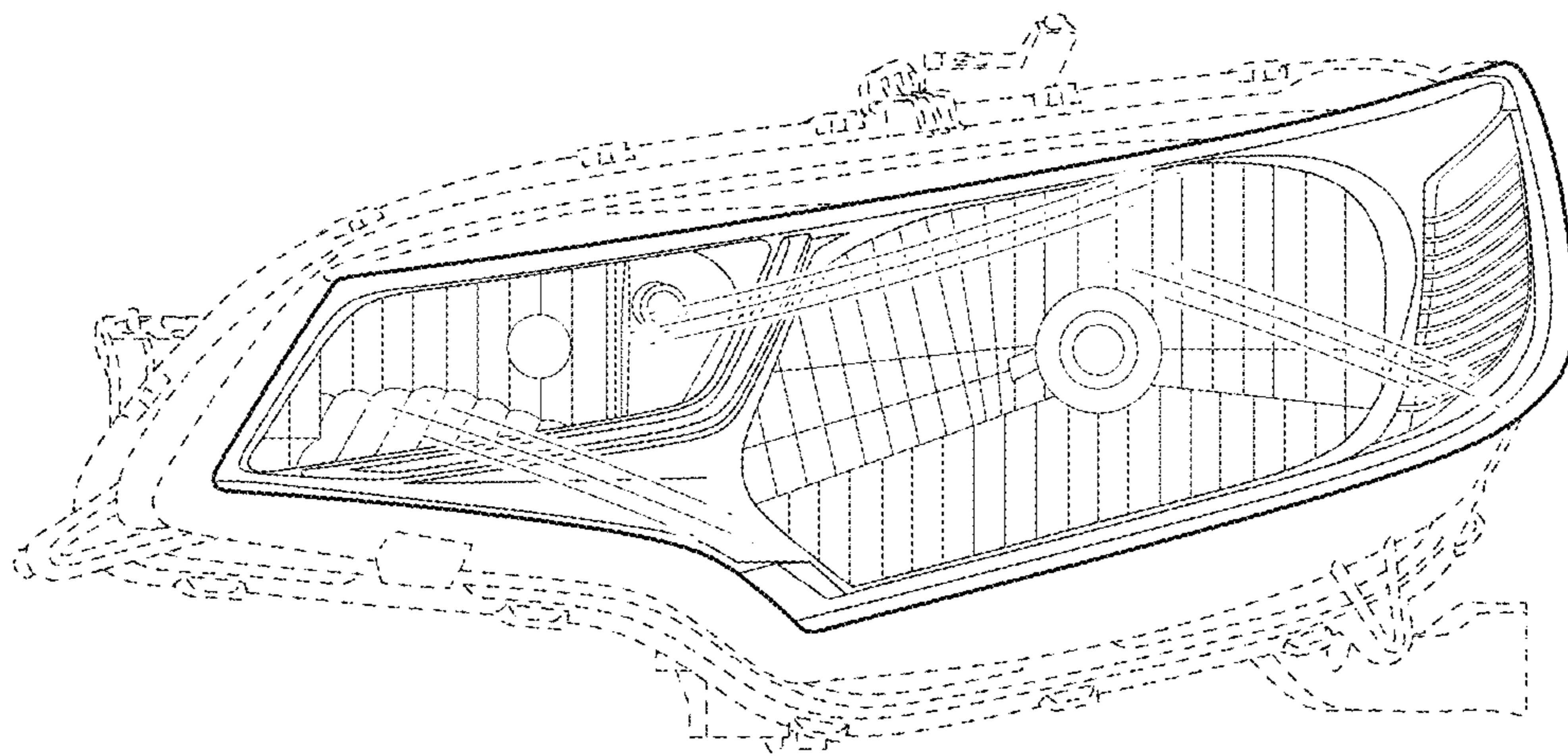


FIG. 3




FIG. 4

