



US00D814068S

(12) **United States Design Patent**
Nowacek

(10) **Patent No.:** **US D814,068 S**
(45) **Date of Patent:** **** Mar. 27, 2018**

(54) **WAVY EDGE ROOF TILE**
(71) Applicant: **David Nowacek**, San Antonio, TX (US)
(72) Inventor: **David Nowacek**, San Antonio, TX (US)
(**) Term: **15 Years**

(21) Appl. No.: **29/556,145**
(22) Filed: **Feb. 27, 2016**
(51) **LOC (11) Cl.** **25-01**
(52) **U.S. Cl.**
USPC **D25/140**
(58) **Field of Classification Search**
USPC D25/138-163
CPC E04D 1/00; E04D 1/02; E04D 1/06; E04D
1/12; E04D 1/18; E04D 3/00; E04D 3/02;
E04D 3/16; E04D 3/24; E04D 3/30;
E04D 3/361; E04D 3/368; E04D 3/362;
E04D 3/363; E04D 3/364; E04D 1/26;
E04D 2001/005; E04D 2001/3491; E04D
7/005; E04F 2201/0115; E04F 2201/0153;
E04F 13/08; E04F 13/0894
See application file for complete search history.

(56) **References Cited**
U.S. PATENT DOCUMENTS
1,431,530 A * 10/1922 Leicester E04B 2/04
52/302.1
D95,731 S * 5/1935 Cahill et al. D25/139
2,096,968 A * 10/1937 Johnston E04D 1/26
428/143
2,161,440 A * 6/1939 Venrick E04D 1/26
52/553
2,187,203 A * 1/1940 Johnston E04D 1/265
52/316
D120,622 S * 5/1940 Leslie D25/162
2,205,679 A * 6/1940 Ames, Jr. E04D 1/26
52/311.2
2,687,701 A * 8/1954 Abraham E04D 1/20
52/543

3,221,614 A * 12/1965 Pertien E01C 5/00
404/41
3,977,141 A * 8/1976 Peters B44F 9/02
52/313
4,571,353 A * 2/1986 Gable, Jr. A47G 27/0293
404/41

(Continued)

OTHER PUBLICATIONS

Choosing Faux Slate Roofing (on-line), dated Dec. 31, 2011.
Retrieved from Internet Jun. 21, 2017, URL: <https://web.archive.org/web/20111231053141/http://www.home-style-choices.com:80/faux-slate-roofing.html> (8 pages).*

(Continued)

Primary Examiner — Vy N Koenig
Assistant Examiner — Kimberly Barnes
(74) *Attorney, Agent, or Firm* — Eric A. Hinojosa

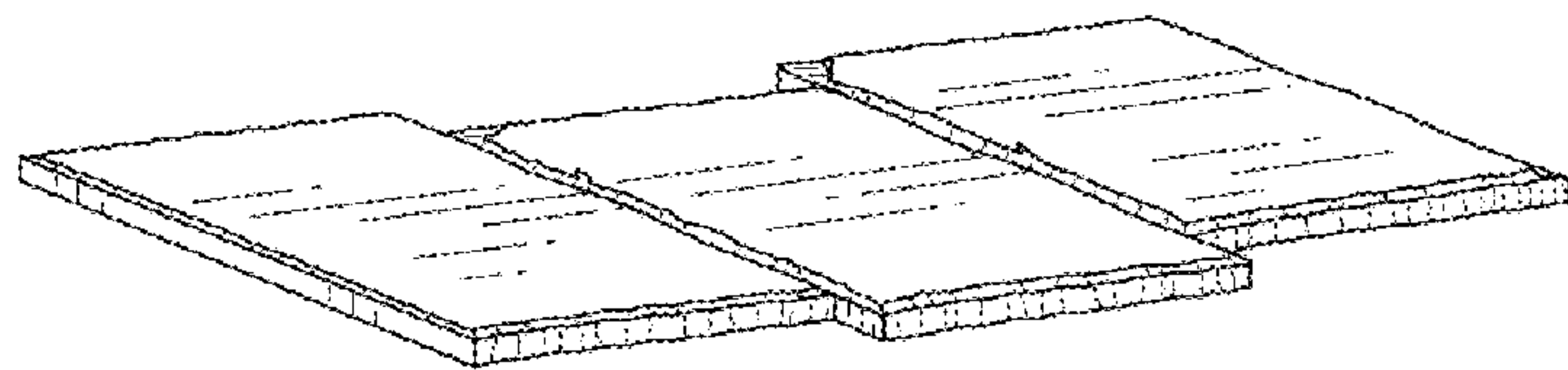

(57) **CLAIM**

The ornamental design for a wavy edge roof tile, as shown and described.

DESCRIPTION

FIG. 1 is a top plan view of a wavy edge roof tile showing my new design;
FIG. 2 is a front elevation view of a wavy edge roof tile showing my new design;
FIG. 3 is a rear elevation view of a wavy edge roof tile showing my new design;
FIG. 4 is a left side elevation view of a wavy edge roof tile showing my new design;
FIG. 5 is a right side elevation view of a wavy edge roof tile showing my new design;
FIG. 6 is a bottom plan view of a wavy edge roof tile showing my new design; and,
FIG. 7 is a top perspective view of a wavy edge roof tile showing my new design.

1 Claim, 3 Drawing Sheets



(56)

References Cited

U.S. PATENT DOCUMENTS

6,463,708 B1 * 10/2002 Anderson E04D 1/18
52/520
D507,837 S * 7/2005 King D25/141

OTHER PUBLICATIONS

Ironstone Roofing 5x7 Silver Mist (on-line), uploaded Feb. 9, 2016.
Retrieved from Internet Jun. 21, 2017, URL: <https://www.flickr.com/photos/hmk/24806550222> (2 pages).*

Ironstone Roofing (on-line), no date available. Retrieved from
Internet Jun. 21, 2017, URL: <https://www.ironstonestrong.com> (4
pages).*

* cited by examiner



Fig. 3

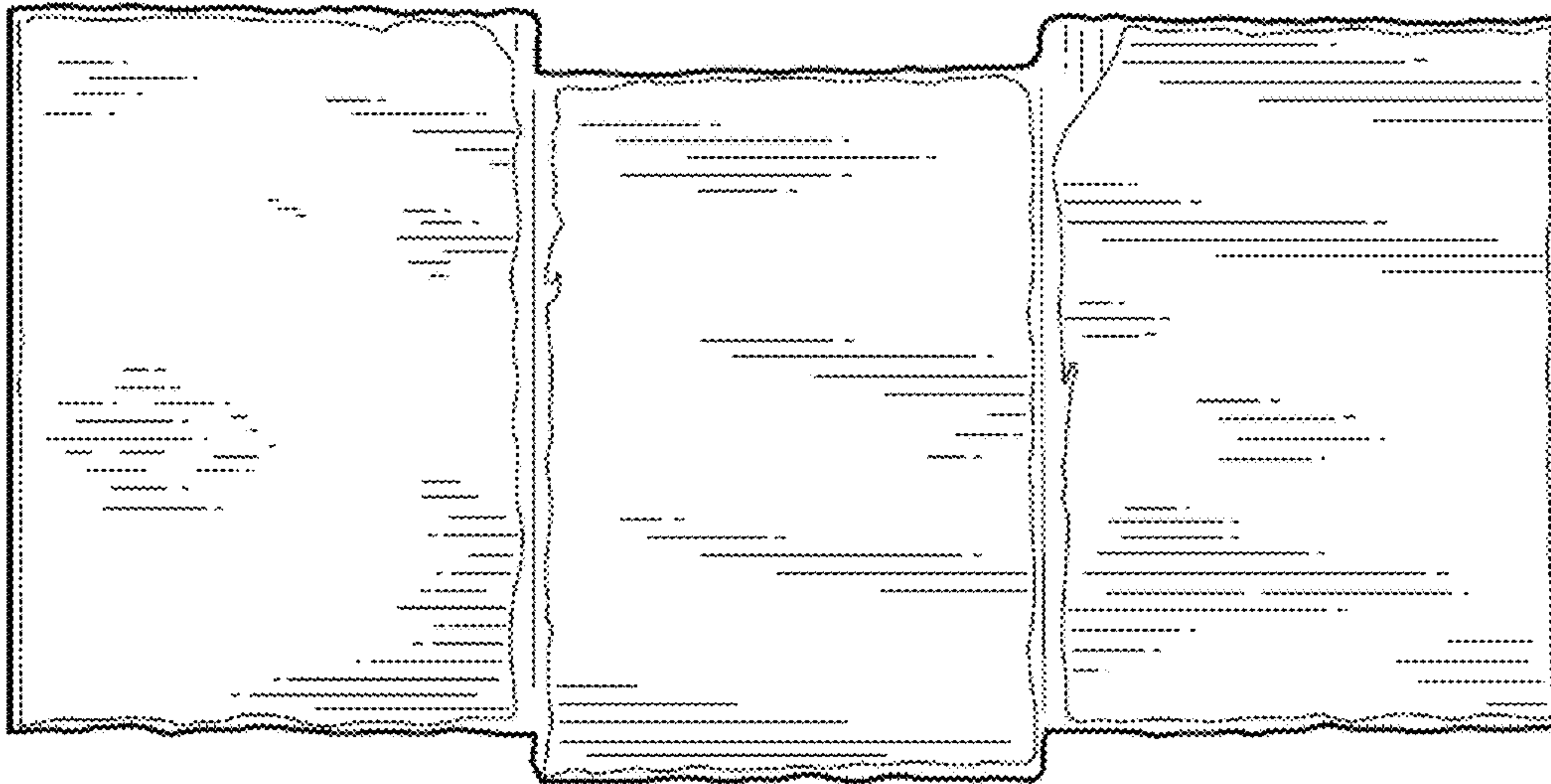


Fig. 1



Fig. 2



Fig. 4



Fig. 5

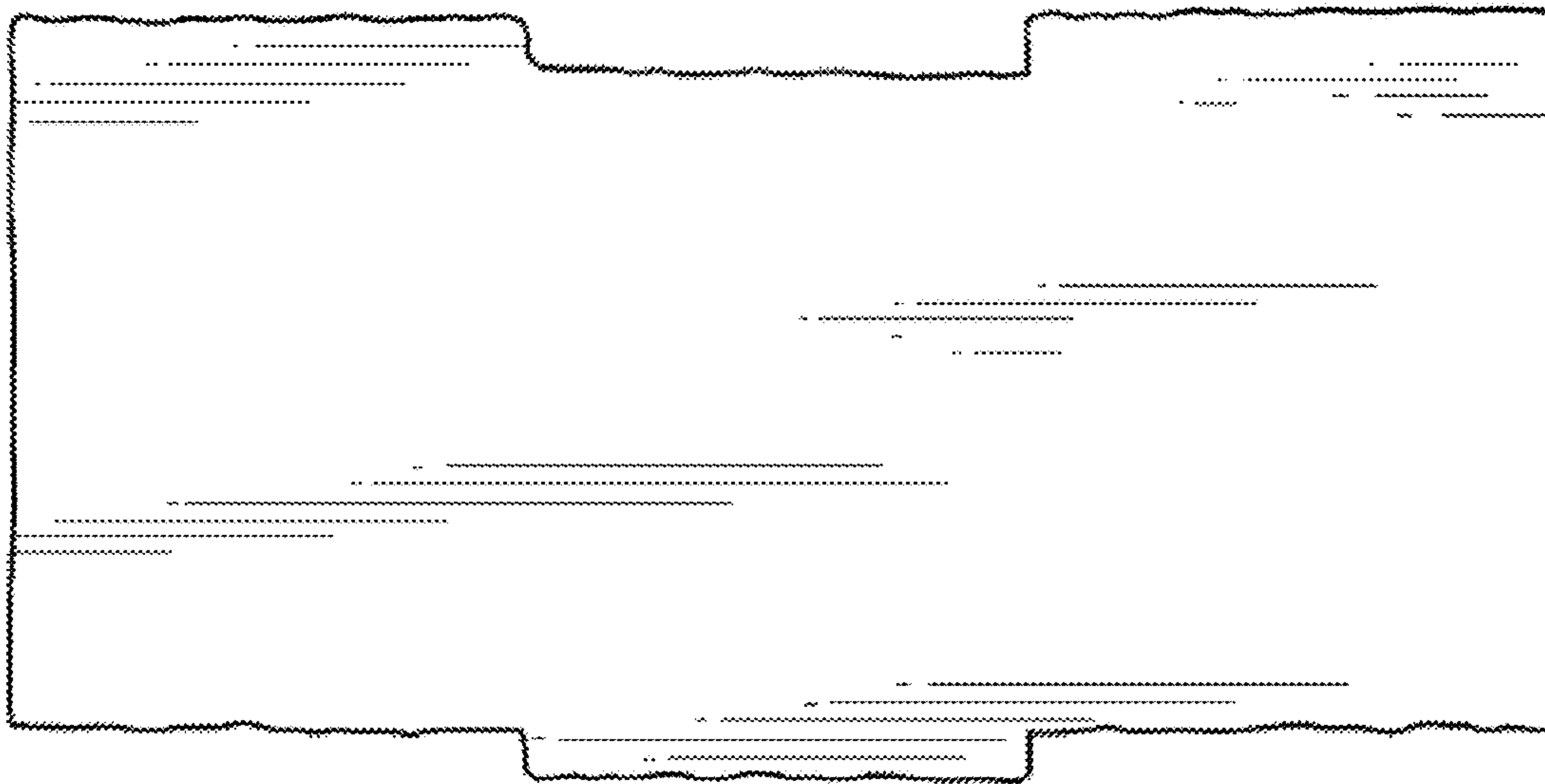


Fig. 6

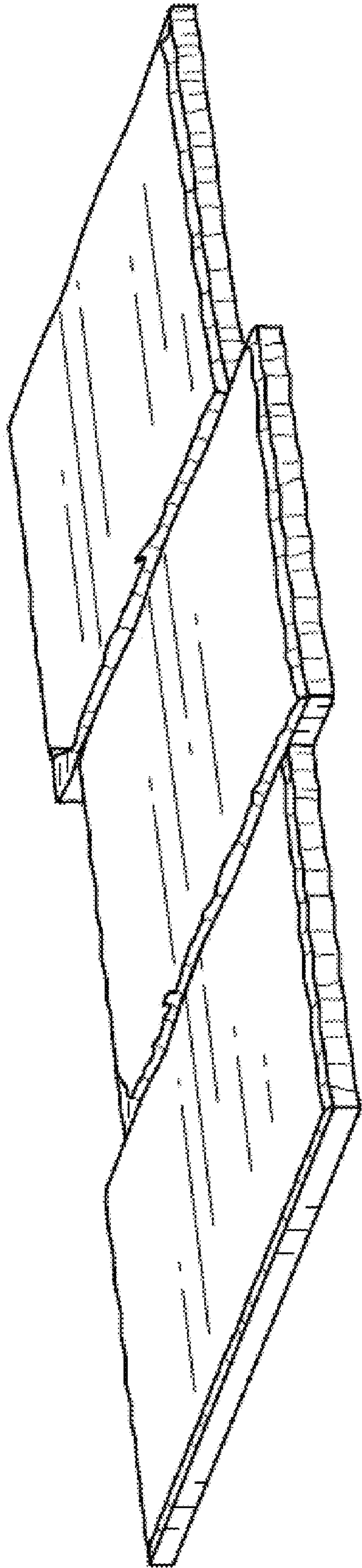


Fig. 7