

US00D814040S

(12) **United States Design Patent**  
**Katz et al.**

(10) **Patent No.:** **US D814,040 S**

(45) **Date of Patent:** **\*\* \*Mar. 27, 2018**

(54) **EYE EXAM KIOSK**  
(71) Applicant: **Globecek, LLC**, Vero Beach, FL (US)  
(72) Inventors: **Adam M. Katz**, Vero Beach, FL (US);  
**William J. Mallon**, Vero Beach, FL (US)

(73) Assignee: **Globecek, LLC**, Vero Beach, FL (US)

(\*) Notice: This patent is subject to a terminal disclaimer.

(\*\*) Term: **15 Years**

(21) Appl. No.: **29/564,007**

(22) Filed: **May 10, 2016**

(51) **LOC (11) Cl.** ..... **24-02**

(52) **U.S. Cl.**  
USPC ..... **D24/172; D14/307**

(58) **Field of Classification Search**  
USPC .... D25/16, 19, 31, 199; D24/157, 172, 185,  
D24/231; D14/302, 305, 900, 307  
CPC ..... G06Q 20/18; G06Q 30/06; G06Q 30/00;  
G06K 7/08; G06F 7/08; A61B 3/11;  
G09F 13/04; A47F 9/00

See application file for complete search history.

(56) **References Cited**

**U.S. PATENT DOCUMENTS**

D233,371 S *	10/1974	Fila	.....	D24/202
3,908,790 A *	9/1975	Phelps, Jr.	.....	G10K 11/006 181/175
D245,866 S *	9/1977	Schuldenfrei	.....	D25/10
D252,410 S *	7/1979	Graser	.....	D99/28
4,174,594 A *	11/1979	Panzini	.....	E04B 1/346 52/65
D255,719 S *	7/1980	Panzini	.....	D25/16
D279,711 S *	7/1985	English	.....	D25/19
D327,376 S *	6/1992	Piccamiglio	.....	D21/709

D379,375 S *	5/1997	Bowman	.....	D20/10
D396,115 S *	7/1998	Zobel, Jr.	.....	D25/13
D462,776 S *	9/2002	Bain	.....	D14/307
D478,582 S *	8/2003	Becker	.....	D14/302
D545,977 S *	7/2007	Kluska	.....	D25/19
D580,071 S *	11/2008	Evans	.....	D25/10
D605,306 S *	12/2009	Arnell	.....	D25/31
D621,524 S *	8/2010	Olson	.....	D14/307
D626,545 S *	11/2010	Bleck	.....	D14/307
D645,223 S *	9/2011	Bleck	.....	D14/307
D668,720 S *	10/2012	Mascarelli	.....	D20/29
D684,745 S *	6/2013	Reuter	.....	D14/900
D693,479 S *	11/2013	McCall	.....	D24/158
D694,890 S *	12/2013	Bott	.....	D24/172

(Continued)

*Primary Examiner* — Susan Bennett Hattan

*Assistant Examiner* — Suzanne E Tisdell

(74) *Attorney, Agent, or Firm* — Stephen C. Thomas

(57) **CLAIM**

The ornamental design for an eye exam kiosk, as shown and described.

**DESCRIPTION**

FIG. 1 depicts a front perspective view of the eye exam kiosk of the invention.

FIG. 2 depicts a front elevational view of the eye exam kiosk of the invention.

FIG. 3 depicts a back elevational view of the eye exam kiosk of the invention.

FIG. 4 depicts a right side elevational view of the eye exam kiosk of the invention.

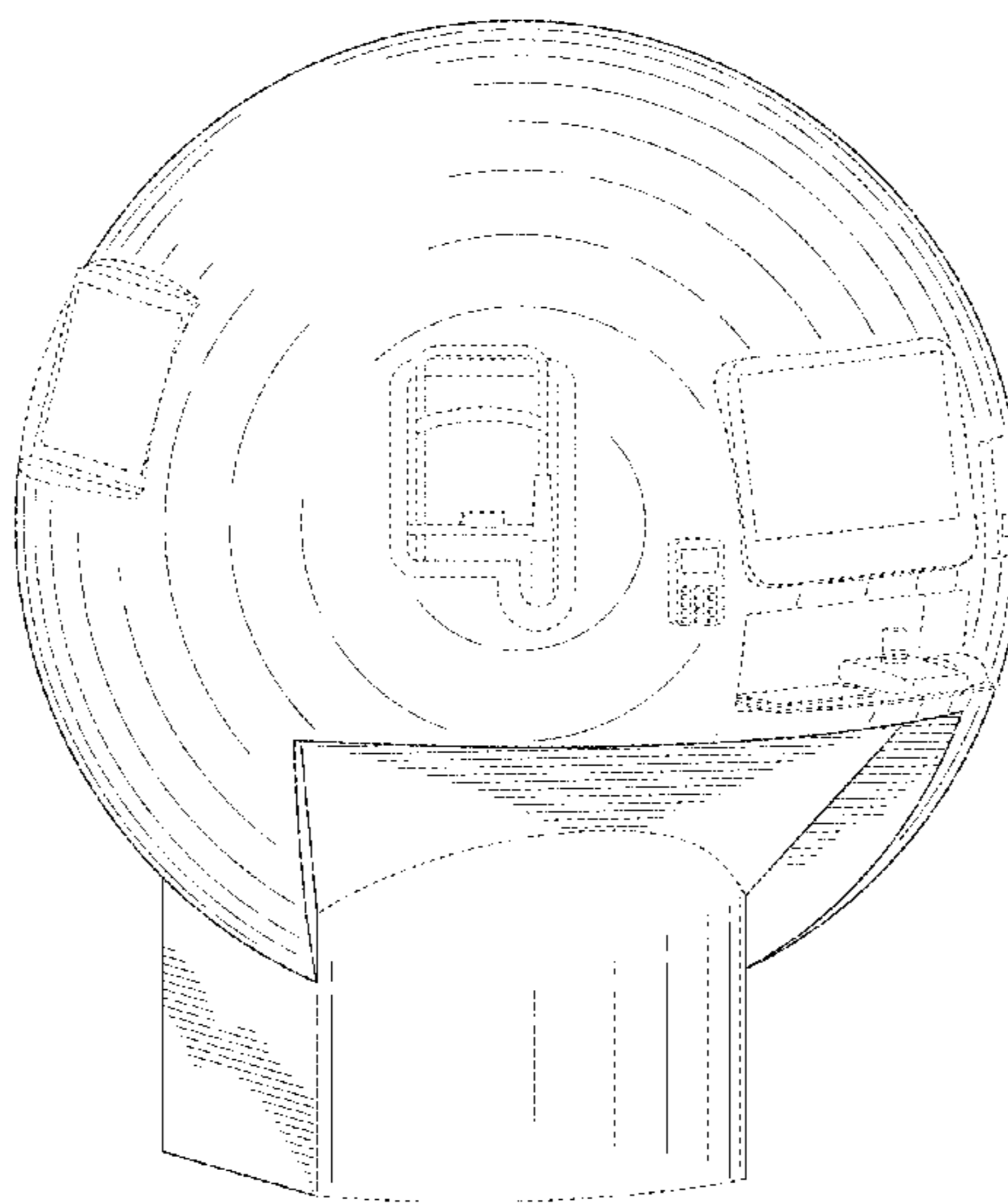
FIG. 5 depicts a left side elevational view of rod holder of the invention.

FIG. 6 depicts a top plan view of the eye exam kiosk of the invention; and,

FIG. 7 depicts a bottom plan view of the eye exam kiosk of the invention.

The broken lines depicted in the drawings depict environmental features that form no part of the claimed design.

**1 Claim, 7 Drawing Sheets**



(56)

**References Cited**

U.S. PATENT DOCUMENTS

D735,342	S *	7/2015	Asad .....	D24/185
D735,866	S *	8/2015	Assa .....	D24/185
D737,450	S *	8/2015	Abelson .....	D24/172
D739,538	S *	9/2015	Bernal .....	D24/185
D746,472	S *	12/2015	Morgan .....	D24/183
D748,281	S *	1/2016	Whitman .....	D25/16
D756,041	S *	5/2016	Robbins, III .....	D25/19
2015/0062878	A1 *	3/2015	Danson .....	G09F 13/04 362/145
2016/0171596	A1 *	6/2016	Angerbauer .....	G02C 13/005 705/27.2
2017/0164828	A1 *	6/2017	Bissmann .....	A61B 3/1005

\* cited by examiner

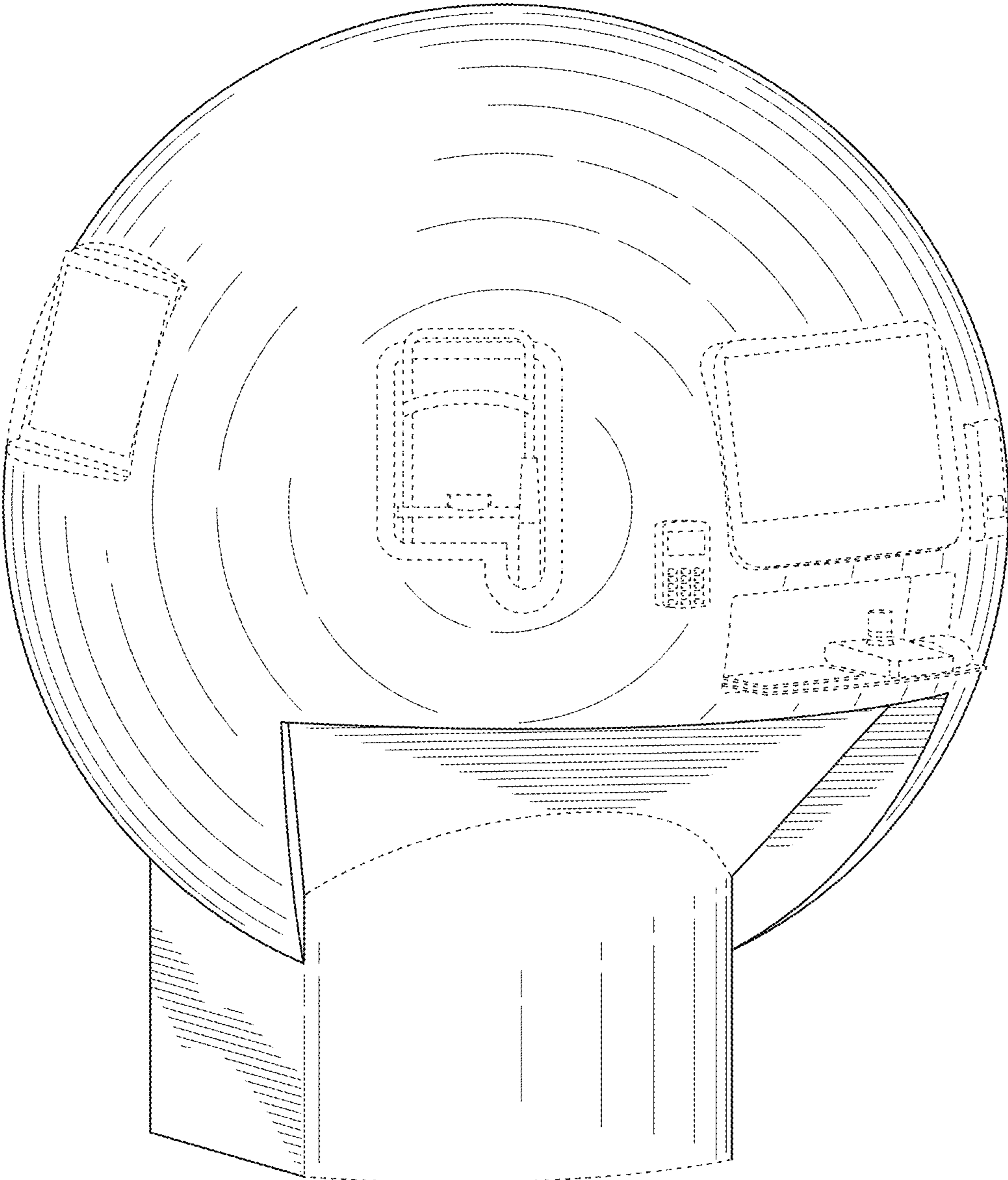


FIG. 1

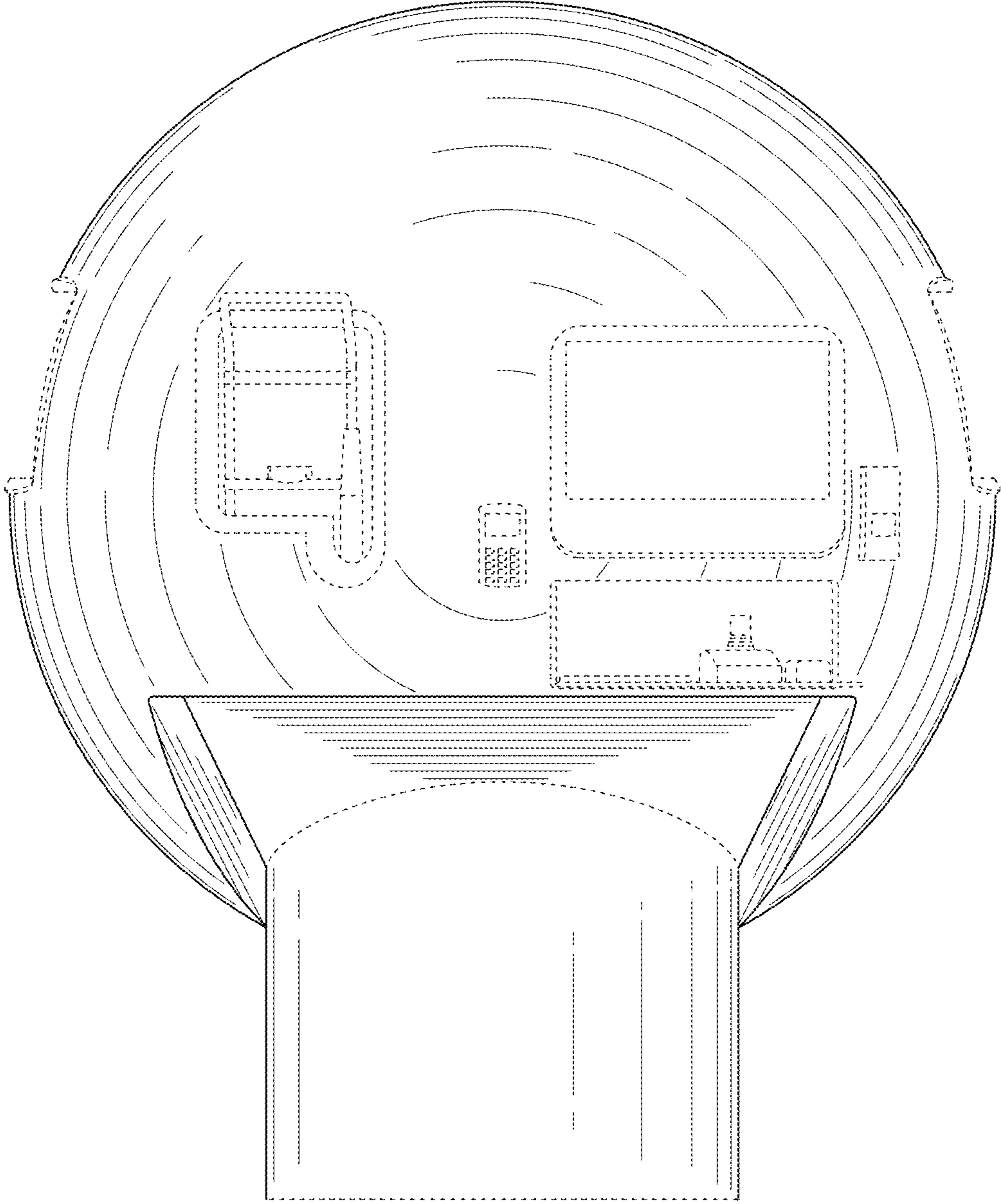


FIG. 2

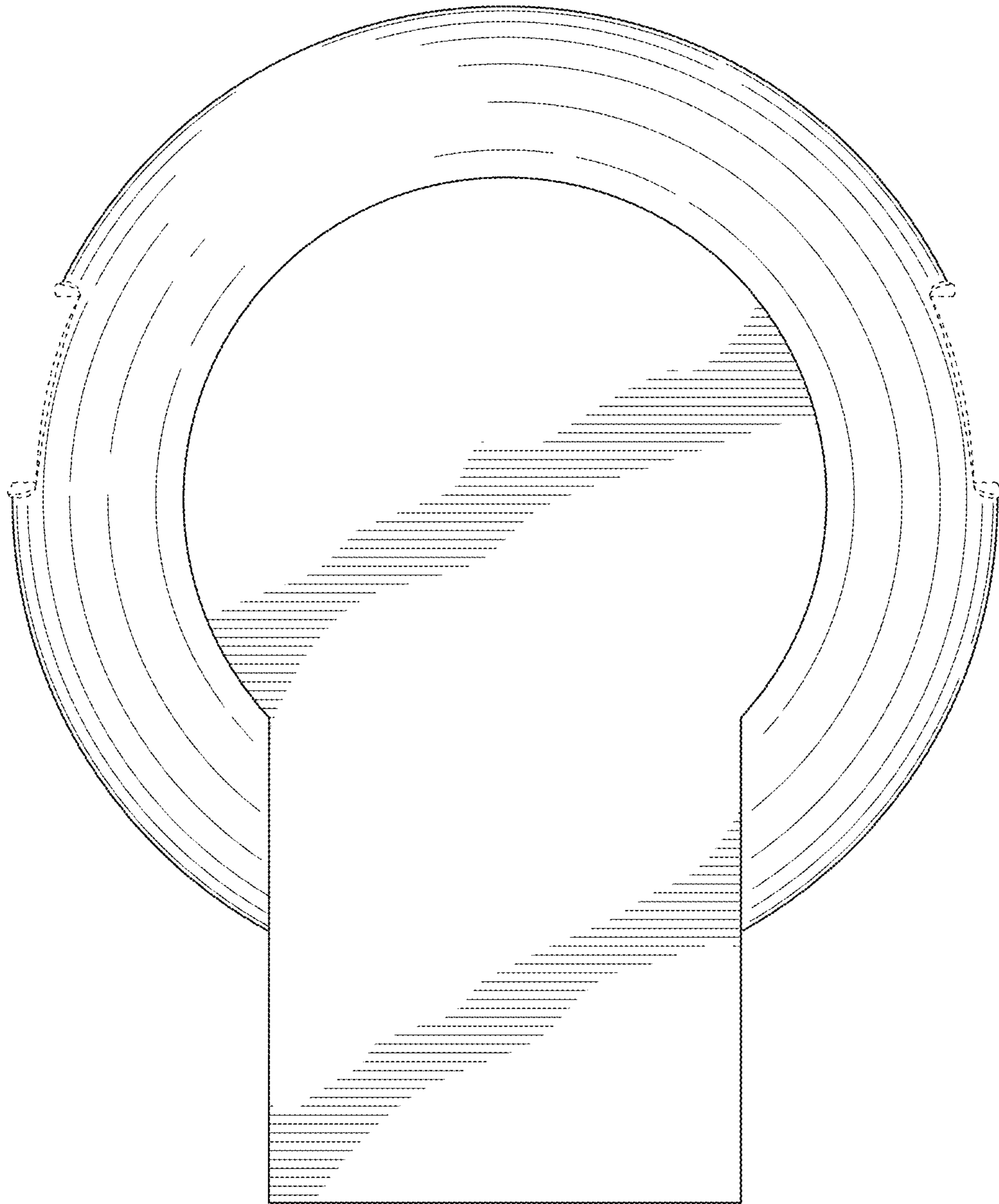


FIG. 3

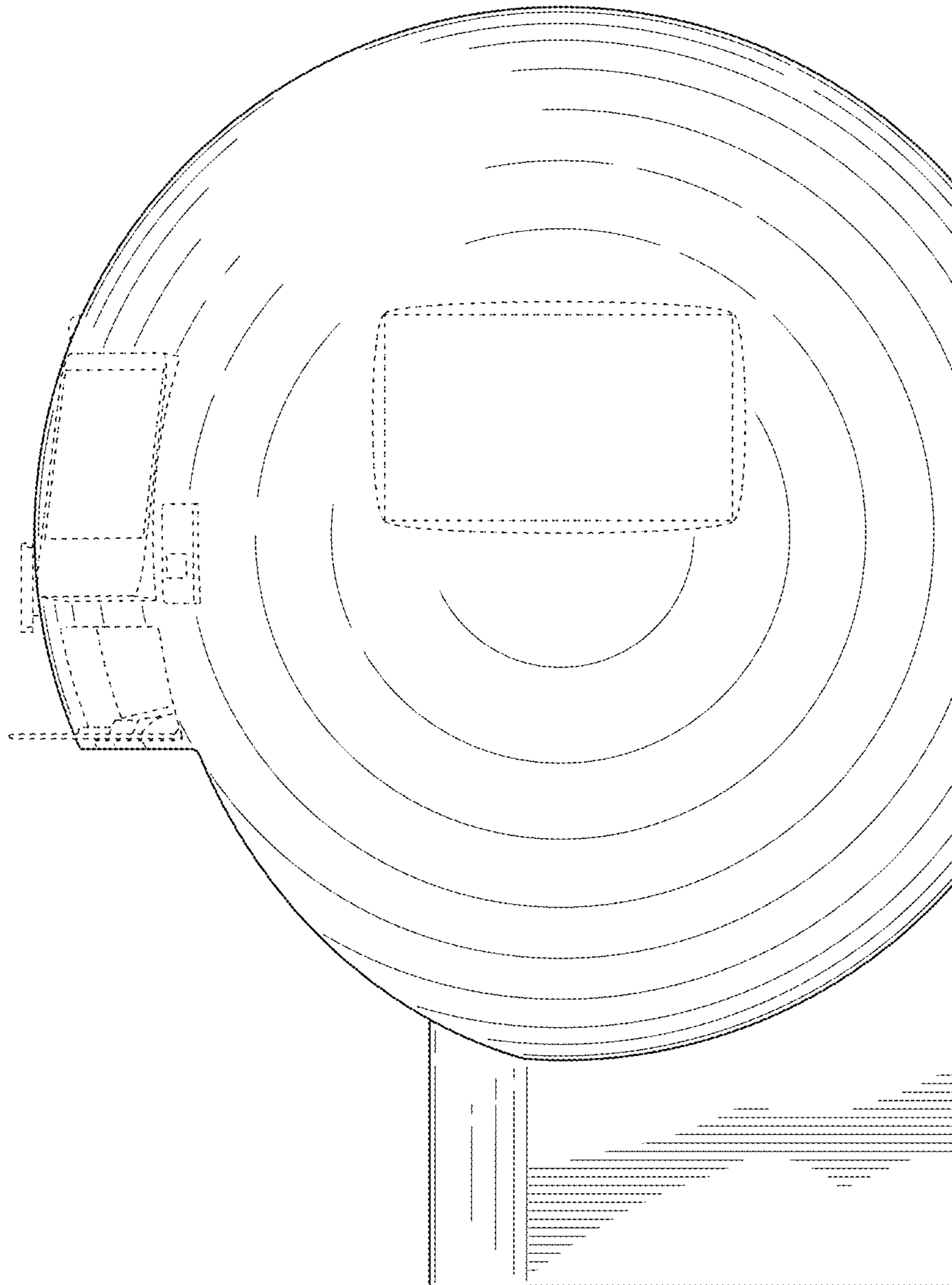


FIG. 4

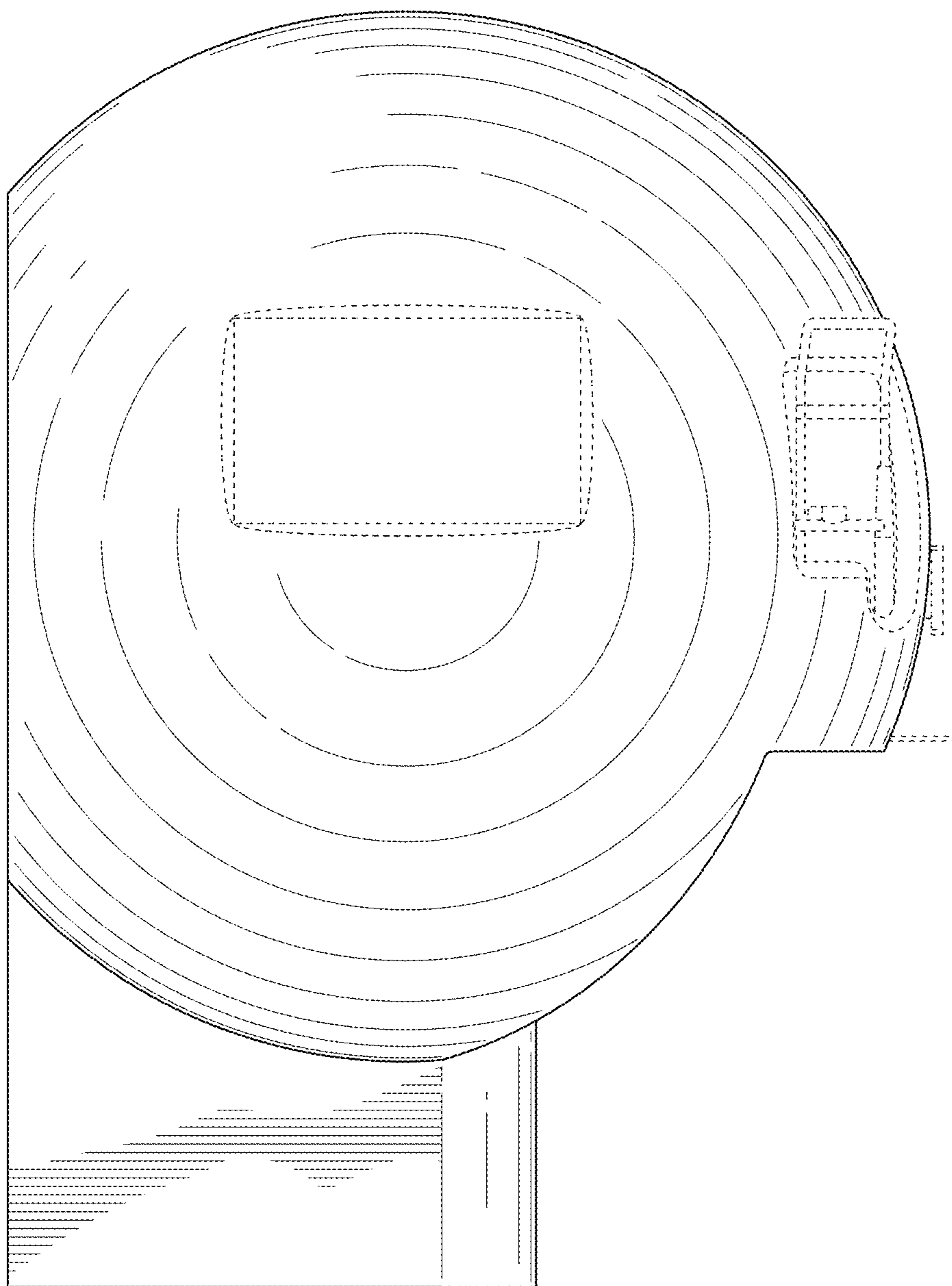


FIG. 5

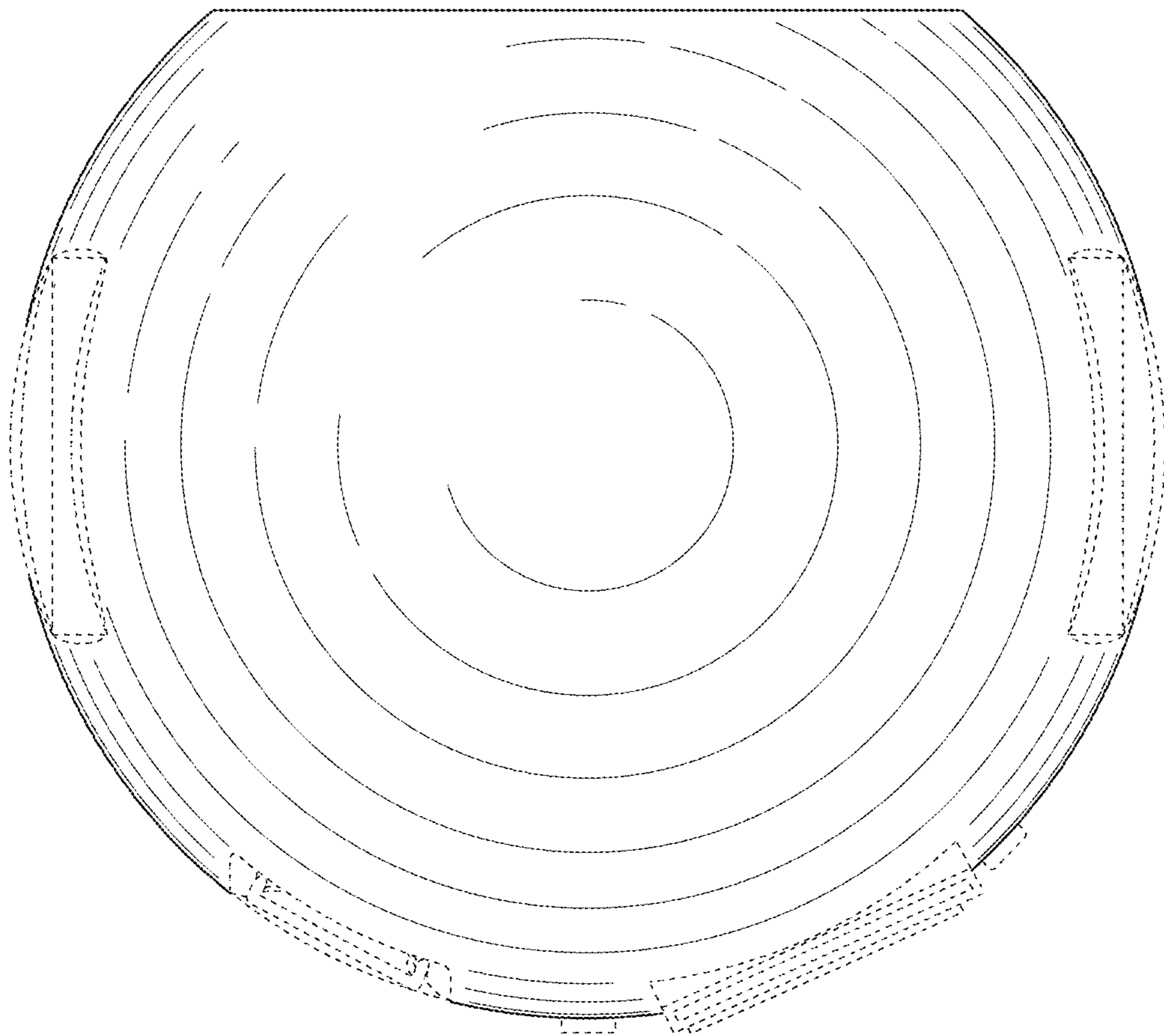


FIG. 6



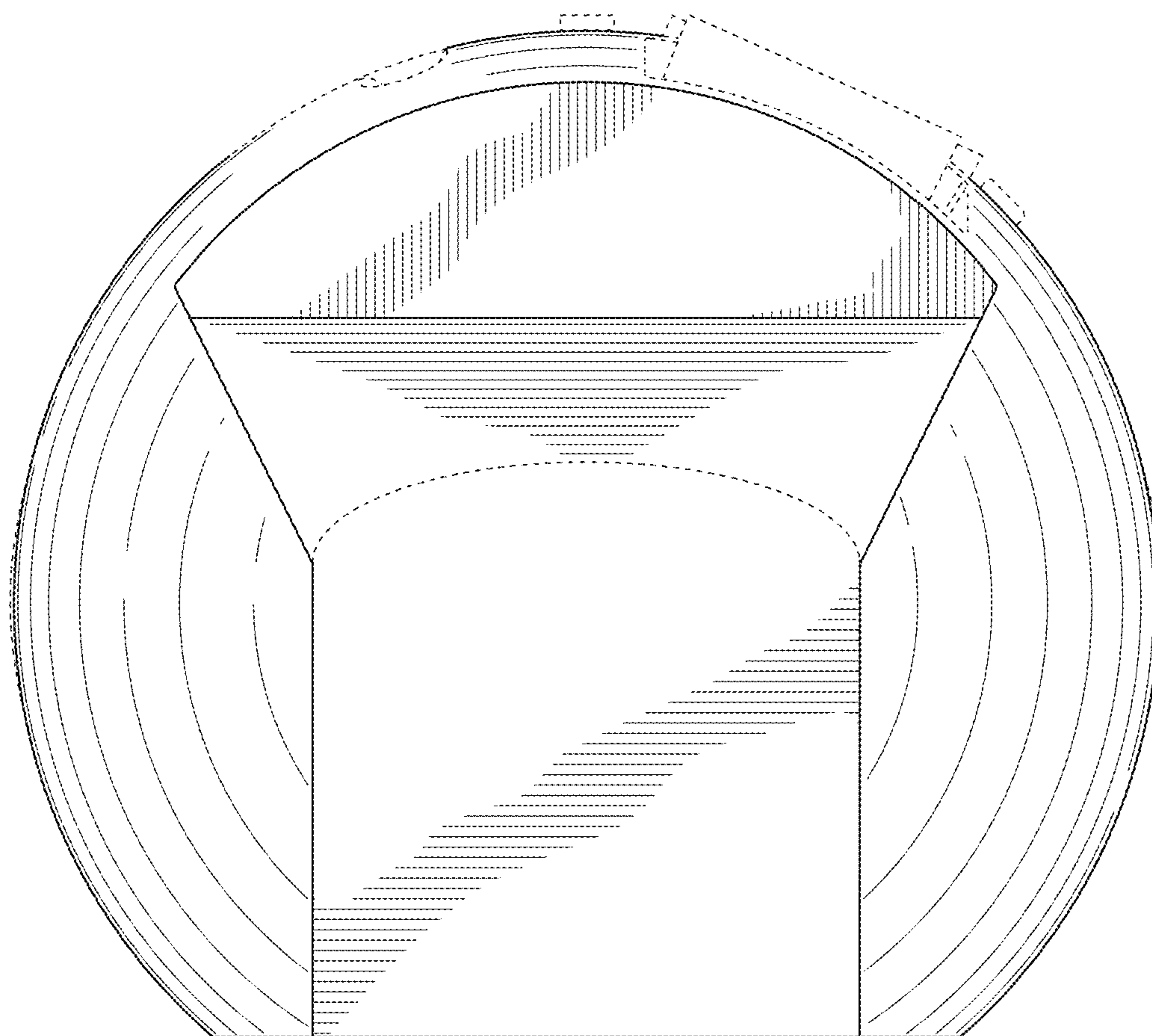


FIG. 7