



US00D814038S

(12) **United States Design Patent**  
**Sun et al.**

(10) **Patent No.:** **US D814,038 S**  
(45) **Date of Patent:** **\*\* Mar. 27, 2018**

(54) **MOUNTING DEVICE**

CPC ..... A61B 5/05; A61B 5/055  
See application file for complete search history.

(71) Applicant: **KONINKLIJKE PHILIPS N.V.**,  
Eindhoven (NL)

(56) **References Cited**

(72) Inventors: **Wei Lun Sun**, Shanghai (CN); **Tom Philippe Jean Jacques Delaey**, Mol (BE)

U.S. PATENT DOCUMENTS

(73) Assignee: **KONINKLIJKE PHILIPS N.V.**,  
Eindhoven (NL)

D304,668 S \* 11/1989 Strock ..... D8/17  
D499,627 S \* 12/2004 Wilson ..... D8/14  
7,497,859 B2 \* 3/2009 Zucherman ..... A61B 17/1671  
30/167  
D754,499 S \* 4/2016 Blood ..... D8/14

(\*\*) Term: **15 Years**

\* cited by examiner

(21) Appl. No.: **35/502,011**

*Primary Examiner* — Michael A Pratt

(22) Filed: **May 31, 2016**

(57) **CLAIM**

The ornamental design for a mounting device, as shown and described.

(80) **Hague Agreement Data**

Int. Filing Date: **May 31, 2016**  
Int. Reg. No.: **DM/092124**  
Int. Reg. Date: **May 31, 2016**  
Int. Reg. Pub. Date: **Dec. 2, 2016**

**DESCRIPTION**

(30) **Foreign Application Priority Data**

Jan. 19, 2016 (EM) ..... 002949750-0001

(51) **LOC (11) Cl.** ..... **24-01**

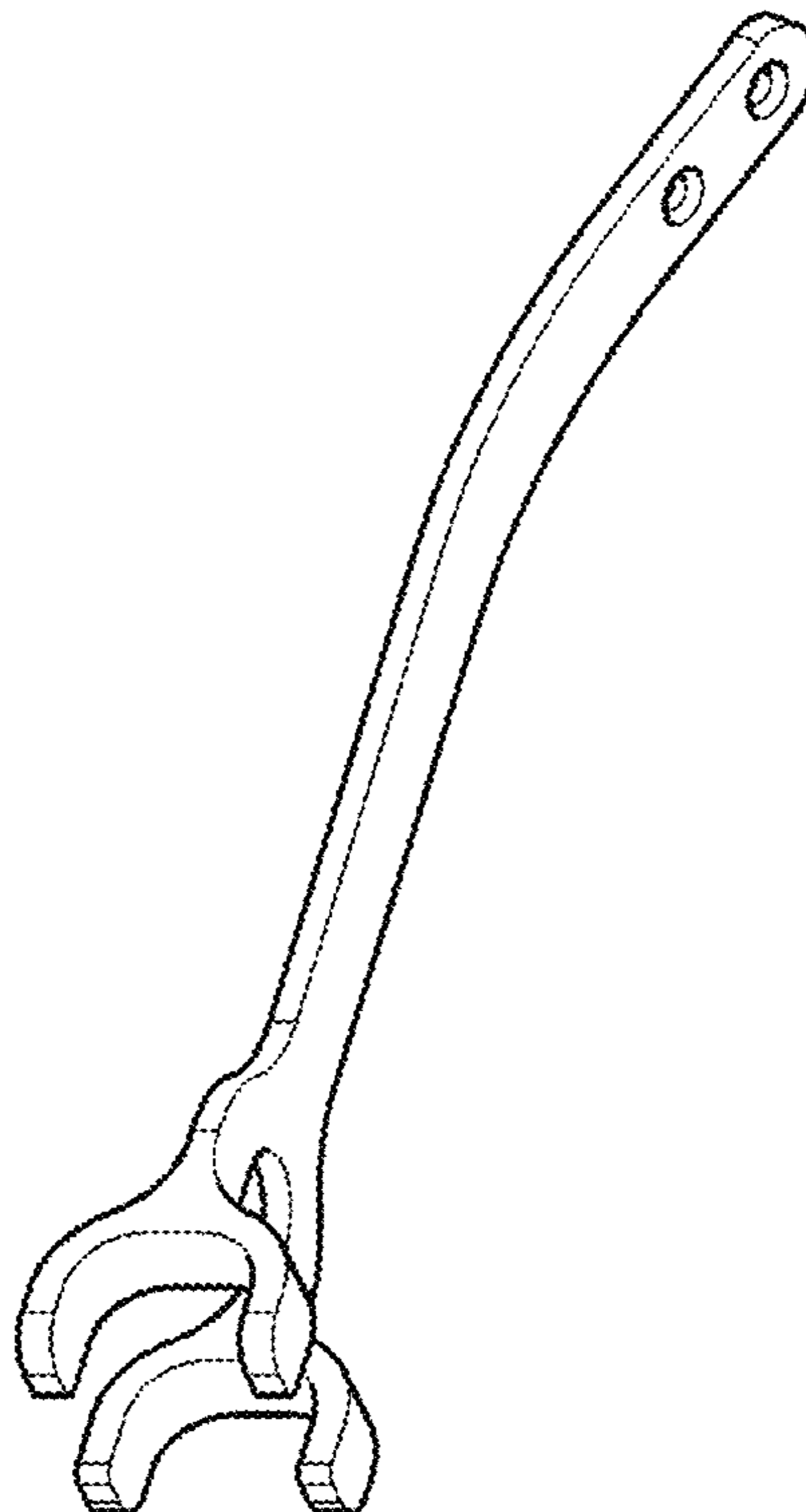
(52) **U.S. Cl.**  
USPC ..... **D24/158**

(58) **Field of Classification Search**  
USPC ..... D24/158-161, 185, 186; D8/349, 367,  
D8/371, 373

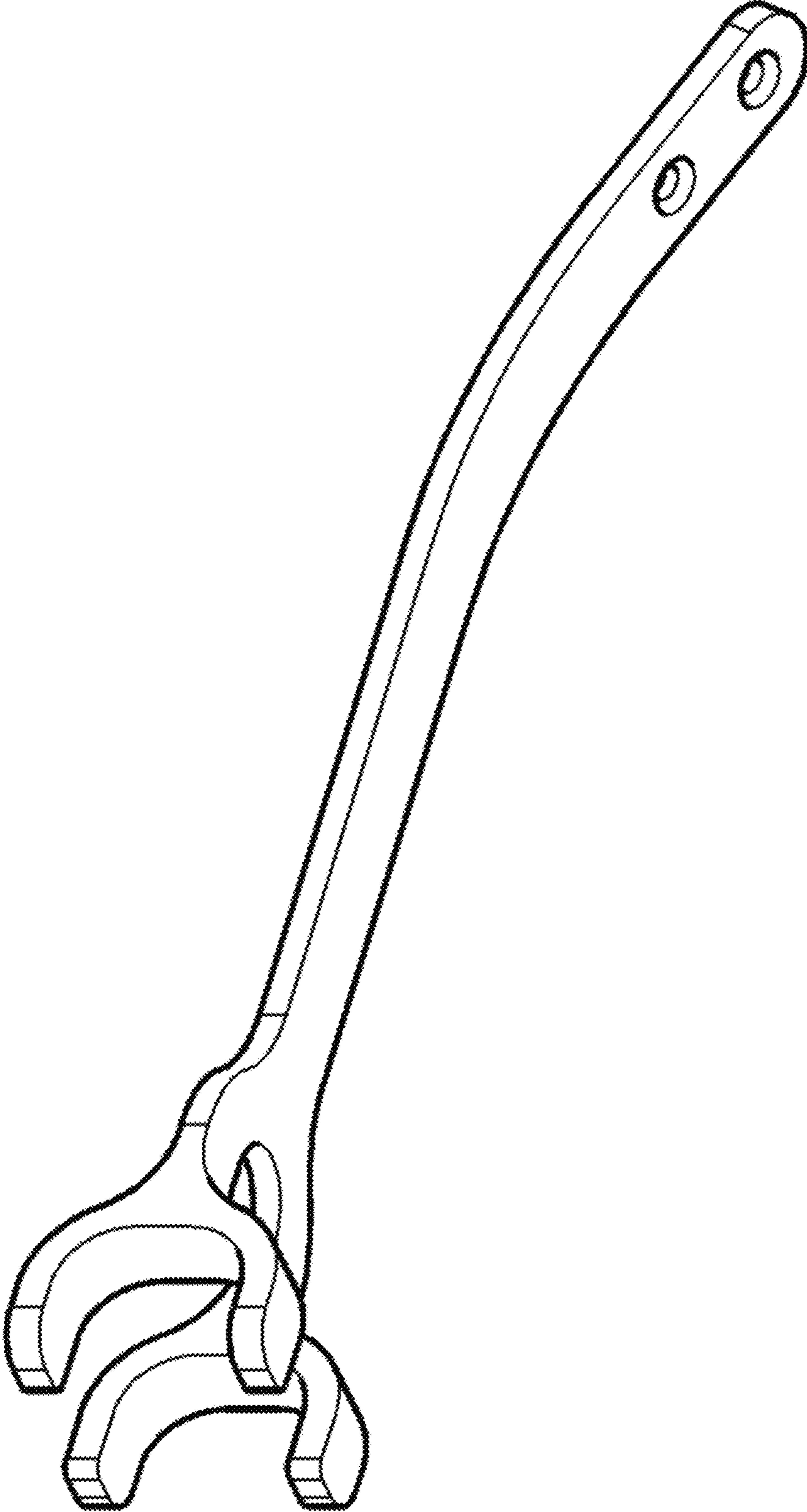
- 1. Mounting device
- 1.1: perspective
- 1.2: Side
- 1.3 Opposite side
- 1.4: Top
- 1.5: Bottom
- 1.6: End
- 1.7 Opposite end

The design concerns a device (arm) that is mounted to a table for an MR scanner and is intended to be used for supporting/hanging devices like nurse call buttons or head-phones.

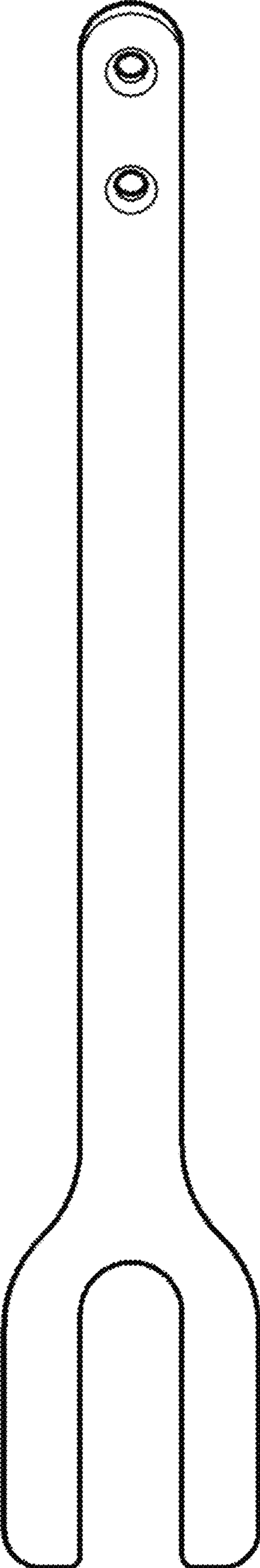
**1 Claim, 7 Drawing Sheets**




1.1



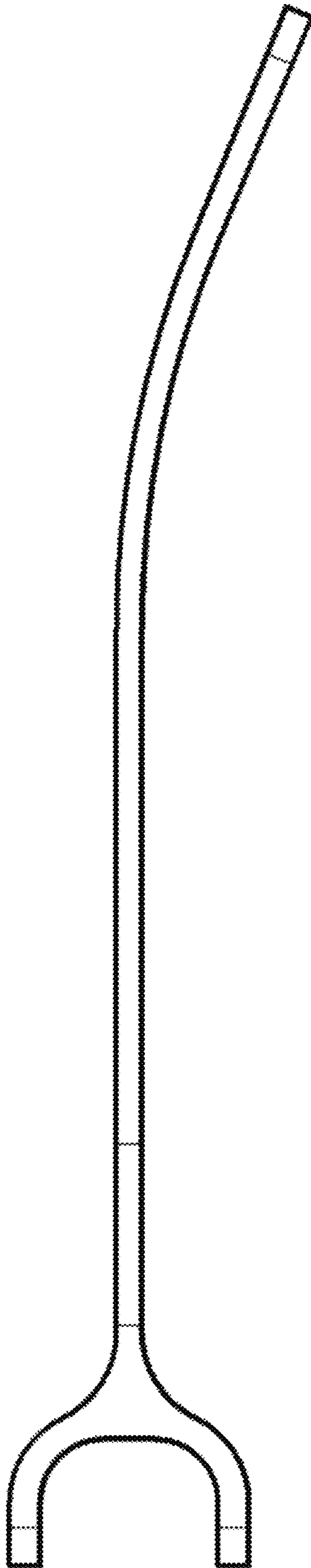
1.2



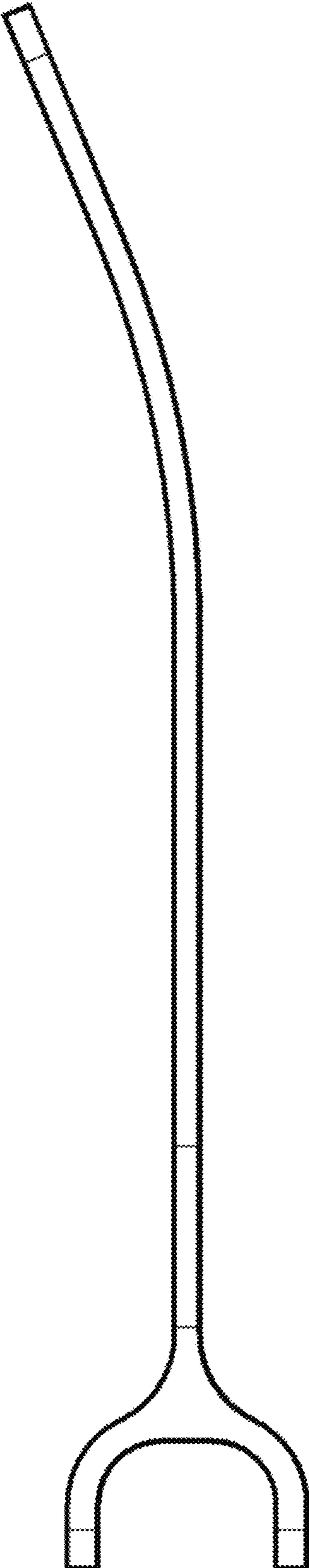
1.3



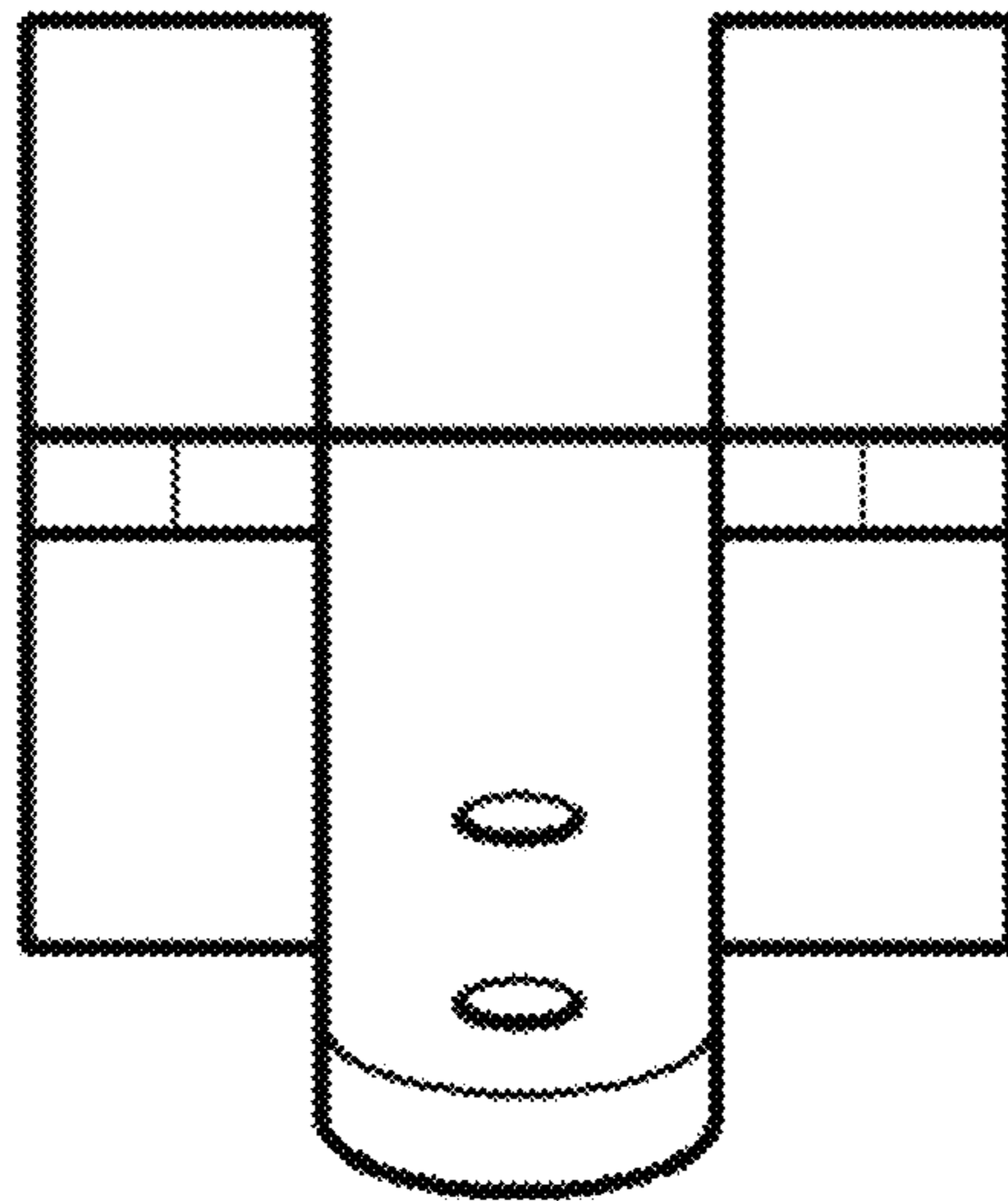
1.4



1.5



1.6



1.7

