



US00D814030S

(12) **United States Design Patent**  
**Moran**

(10) **Patent No.:** **US D814,030 S**  
(45) **Date of Patent:** **\*\* Mar. 27, 2018**

- (54) **SURGICAL DEVICE**
- (71) Applicant: **Alesi Surgical Limited**, Cardiff (GB)
- (72) Inventor: **Stuart Moran**, Wong Chuk Hang (HK)
- (73) Assignee: **ALESI SURGICAL LIMITED**,  
Cardiff (GB)
- (\*\*) Term: **15 Years**
- (21) Appl. No.: **29/566,045**
- (22) Filed: **May 26, 2016**
- (51) **LOC (11) Cl.** ..... **24-02**
- (52) **U.S. Cl.**  
USPC ..... **D24/138**
- (58) **Field of Classification Search**  
USPC ..... D24/108, 117-118, 132, 133, 137-138,  
D24/222; D16/130, 132, 136; 600/49,  
600/109, 137, 145-147  
CPC ..... A61B 1/00183; A61B 18/1402; A61B  
17/00008; A61B 18/14; A61B 18/1445;  
A61B 1/0039; A61B 1/00052  
See application file for complete search history.

(56) **References Cited**

**U.S. PATENT DOCUMENTS**

D687,549 S *	8/2013	Johnson	.....	D24/133
D691,718 S *	10/2013	Ryan	.....	D24/133
D723,686 S *	3/2015	Kratoska	.....	D24/144
D723,687 S *	3/2015	Kratoska	.....	D24/144
9,492,189 B2 *	11/2016	Williams	.....	A61B 17/29
2012/0116267 A1 *	5/2012	Kimball	.....	A61B 17/00234
				601/2

2012/0253329 A1 *	10/2012	Zemlok	.....	A61B 17/072	606/1
2014/0358129 A1 *	12/2014	Zergiebel	.....	A61B 17/28	606/1
2015/0272577 A1 *	10/2015	Zemlok	.....	A61B 17/072	606/1
2015/0374372 A1 *	12/2015	Zergiebel	.....	A61B 17/07207	227/180.1
2015/0380187 A1 *	12/2015	Zergiebel	.....	A61B 90/90	606/1
2016/0113648 A1 *	4/2016	Zergiebel	.....	A61B 17/072	227/180.1
2016/0113649 A1 *	4/2016	Zergiebel	.....	A61B 17/07207	227/175.2
2016/0331406 A1 *	11/2016	Chin	.....	A61B 1/00154	

\* cited by examiner

*Primary Examiner* — Ian Simmons  
*Assistant Examiner* — Yolanda Robinson  
(74) *Attorney, Agent, or Firm* — King & Schickli, PLLC

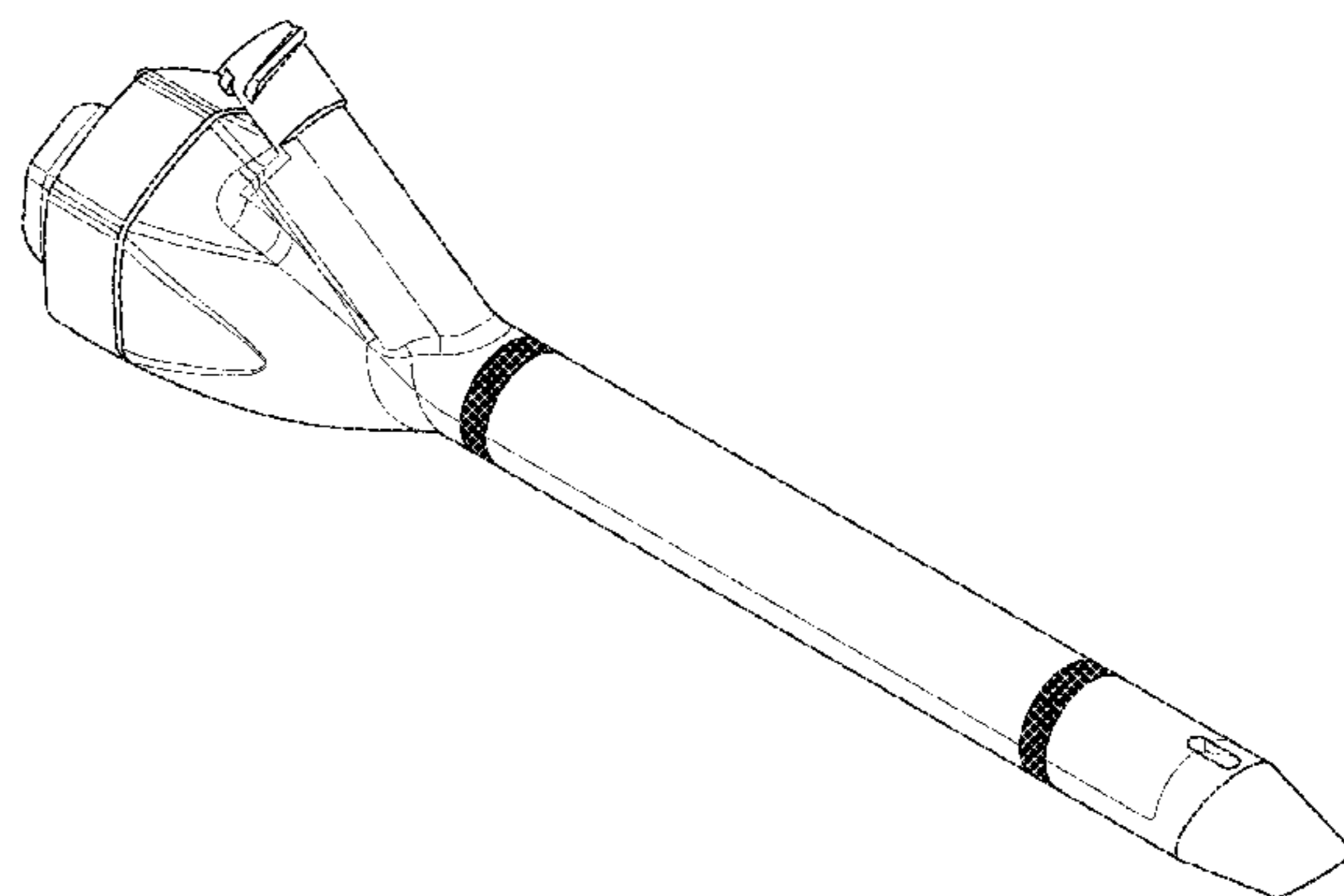

(57) **CLAIM**

The ornamental design for a surgical device, as shown and described.

**DESCRIPTION**

FIG. 1 is a side view of a surgical device showing my new design;  
FIG. 2 is a front view thereof;  
FIG. 3 is a bottom plan view thereof;  
FIG. 4 is a top plan view thereof;  
FIG. 5 is a rear view thereof; and,  
FIG. 6 is a perspective view thereof.  
The broken lines shown represent unclaimed subject matter that form no part of the claimed design.

**1 Claim, 4 Drawing Sheets**



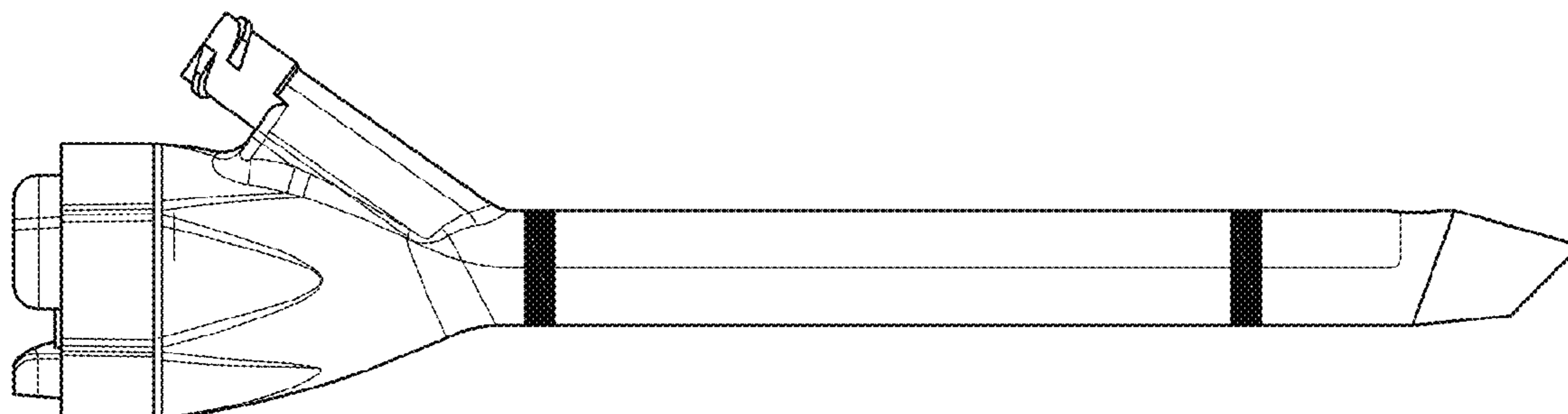


FIG. 1

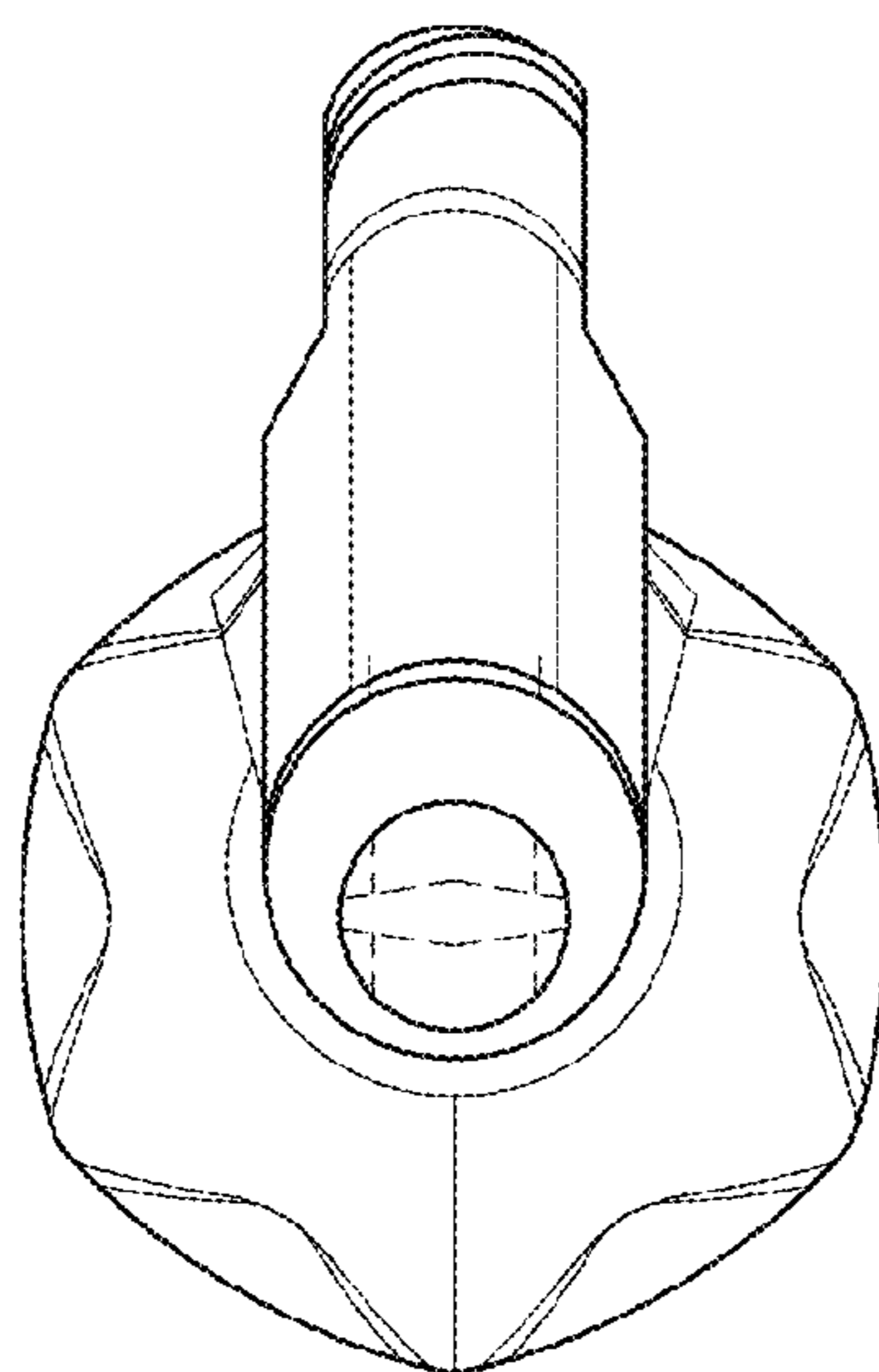


FIG. 2

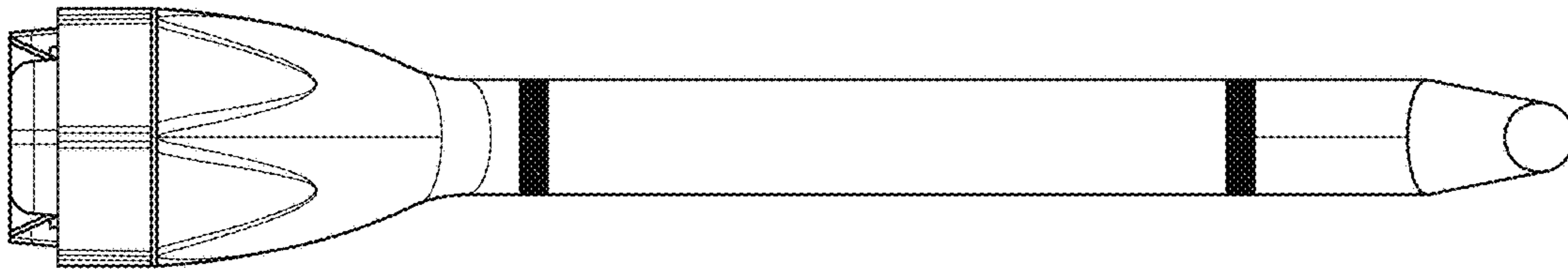


FIG. 3




FIG. 4

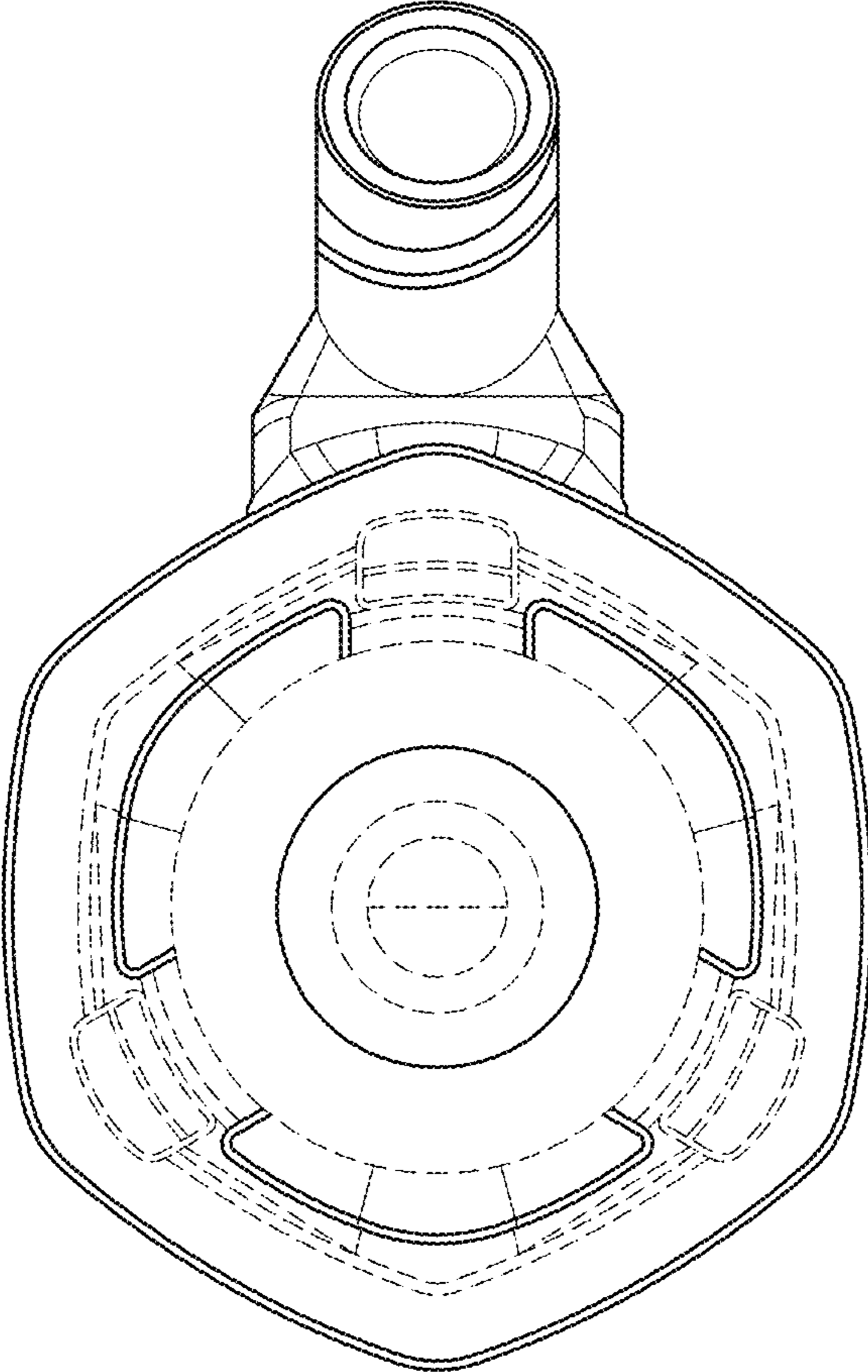


FIG. 5

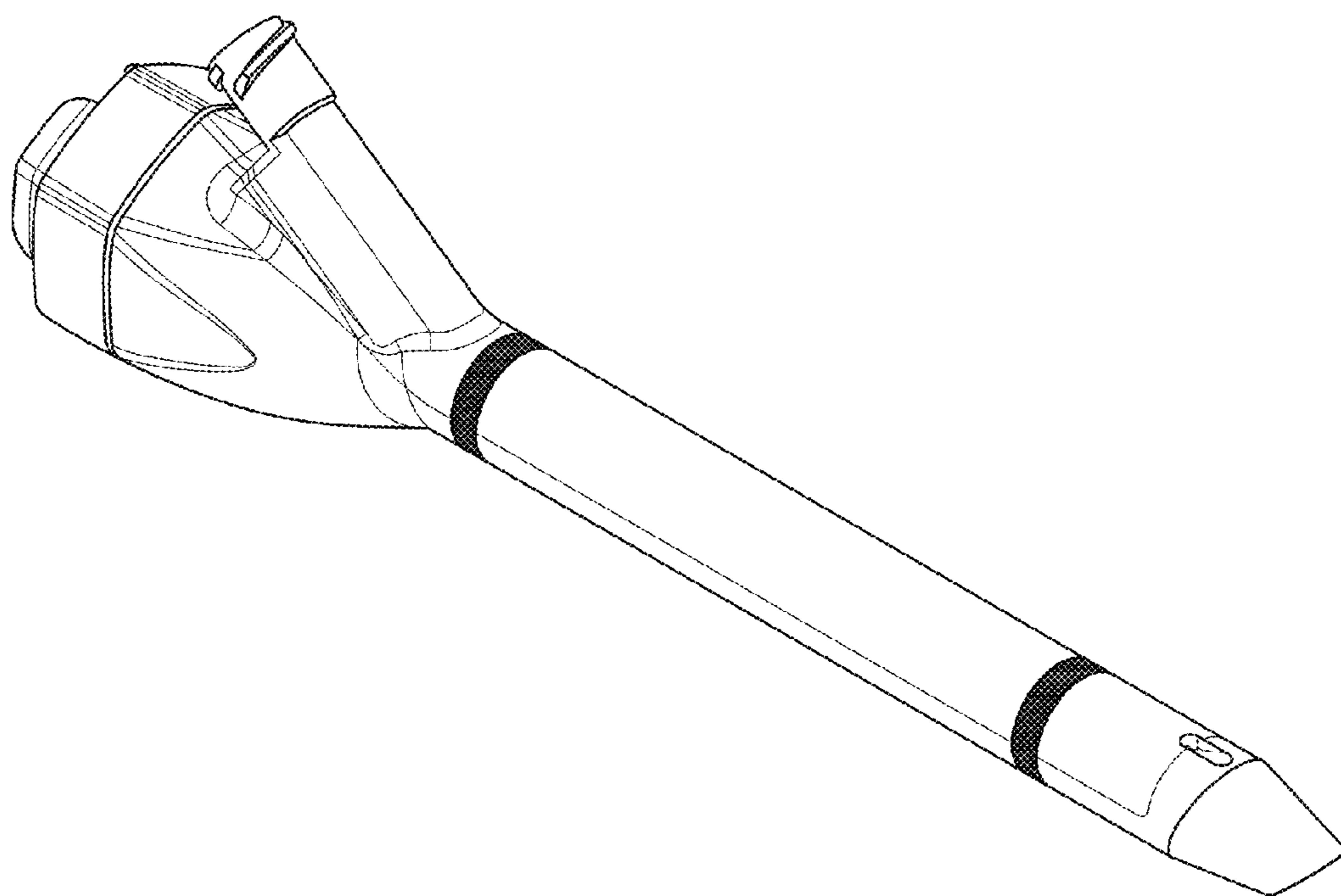


FIG. 6

UNITED STATES PATENT AND TRADEMARK OFFICE  
**CERTIFICATE OF CORRECTION**

PATENT NO. : D814,030 S  
APPLICATION NO. : 29/566045  
DATED : March 27, 2018  
INVENTOR(S) : Stuart Moran

Page 1 of 1

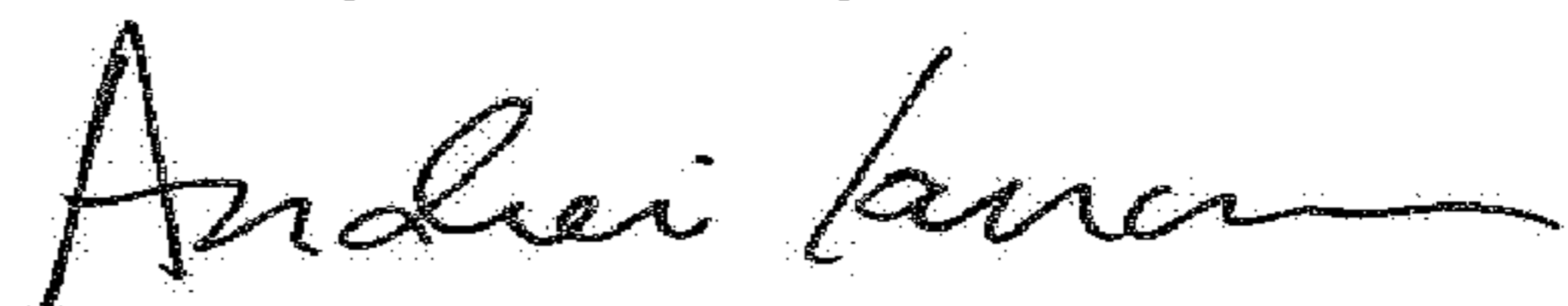
It is certified that error appears in the above-identified patent and that said Letters Patent is hereby corrected as shown below:

On the Title Page

Item (30) insert:

--Nov. 26, 2015 (EM).....002877670-001--

Signed and Sealed this  
Twenty-sixth Day of June, 2018



Andrei Iancu  
*Director of the United States Patent and Trademark Office*