



US00D814026S

(12) **United States Design Patent** (10) **Patent No.:** **US D814,026 S**  
**Darras et al.** (45) **Date of Patent:** **\*\* \*Mar. 27, 2018**

(54) **FINGER FLANGE FOR INJECTION DEVICE**

(56) **References Cited**

(71) Applicant: **Sanofi S.A.**, Paris (FR)

U.S. PATENT DOCUMENTS

(72) Inventors: **David Darras**, Paris (FR); **Fabien Canepa**, Paris (FR); **Bruno Serre**, Paris (FR); **Jacky Mazzolini**, Villard Saint Sauveur (FR)

D425,198 S *	5/2000	Porta .....	D24/114
D532,513 S *	11/2006	Eddings .....	D24/127
D543,278 S *	5/2007	Numata .....	D24/114
D573,256 S *	7/2008	Mauch .....	D24/130
D576,276 S *	9/2008	Osypka .....	D24/130
D581,044 S *	11/2008	Sudo .....	D24/130
D581,045 S *	11/2008	Sudo .....	D24/130
D660,418 S *	5/2012	Kuczek .....	D24/130
D668,760 S *	10/2012	Kawamura .....	D24/130
D675,317 S *	1/2013	Baxter .....	D24/130
D710,005 S *	7/2014	Kawamura .....	D24/130
D751,705 S *	3/2016	Hitscherich, Jr. ....	D24/130
D777,325 S *	1/2017	Aneas .....	D24/130

(73) Assignee: **Sanofi S.A.**, Paris (FR)

(\*) Notice: This patent is subject to a terminal disclaimer.

(\*\*) Term: **15 Years**

FOREIGN PATENT DOCUMENTS

(21) Appl. No.: **29/620,242**

WO WO 2015/028487 3/2015

(22) Filed: **Aug. 31, 2016**

\* cited by examiner

(30) **Foreign Application Priority Data**

*Primary Examiner* — David Muller

Mar. 2, 2016 (EM) ..... 003010388

(74) *Attorney, Agent, or Firm* — Fish & Richardson P.C.

(51) **LOC (11) Cl.** ..... **24-02**

(57) **CLAIM**

(52) **U.S. Cl.**

The ornamental design for a finger flange for injection device, as shown and described.

USPC ..... **D24/130**

**DESCRIPTION**

(58) **Field of Classification Search**


USPC ..... D24/127–131, 112–114, 133, 186; 606/181, 185; 604/264, 523–528, 272, 604/187, 158, 164.01–164.11, 181, 184, 604/227; 600/101, 139, 143; 128/200.24, 207.14, 207.15

FIG. 1 is a top perspective view of a finger flange for injection device showing our new design; FIG. 2 is a bottom perspective view thereof; FIG. 3 is a top view thereof; FIG. 4 is a back view thereof; FIG. 5 is a front view thereof; FIG. 6 is a left side view thereof; FIG. 7 is a right side view thereof; and, FIG. 8 is a bottom view thereof.

CPC .. A61M 25/065; A61M 5/42; A61M 25/0612; A61M 25/00; A61M 39/00; A61M 27/00; A61M 25/0043; A61M 25/0067; A61M 25/0097; A61F 2/958

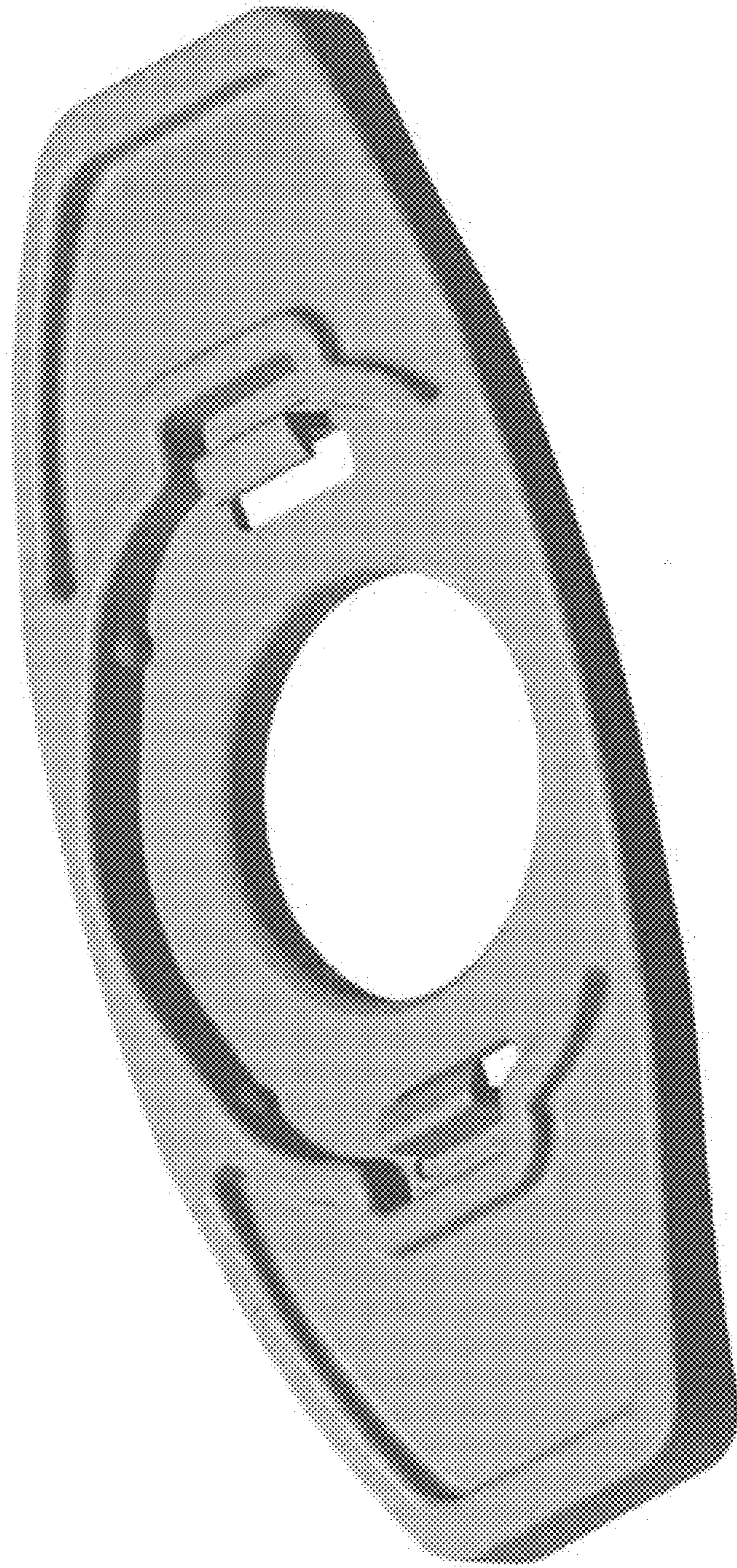
See application file for complete search history.

**1 Claim, 6 Drawing Sheets**







**FIG. 1**




**FIG. 2**




**FIG. 3**




**FIG. 4**



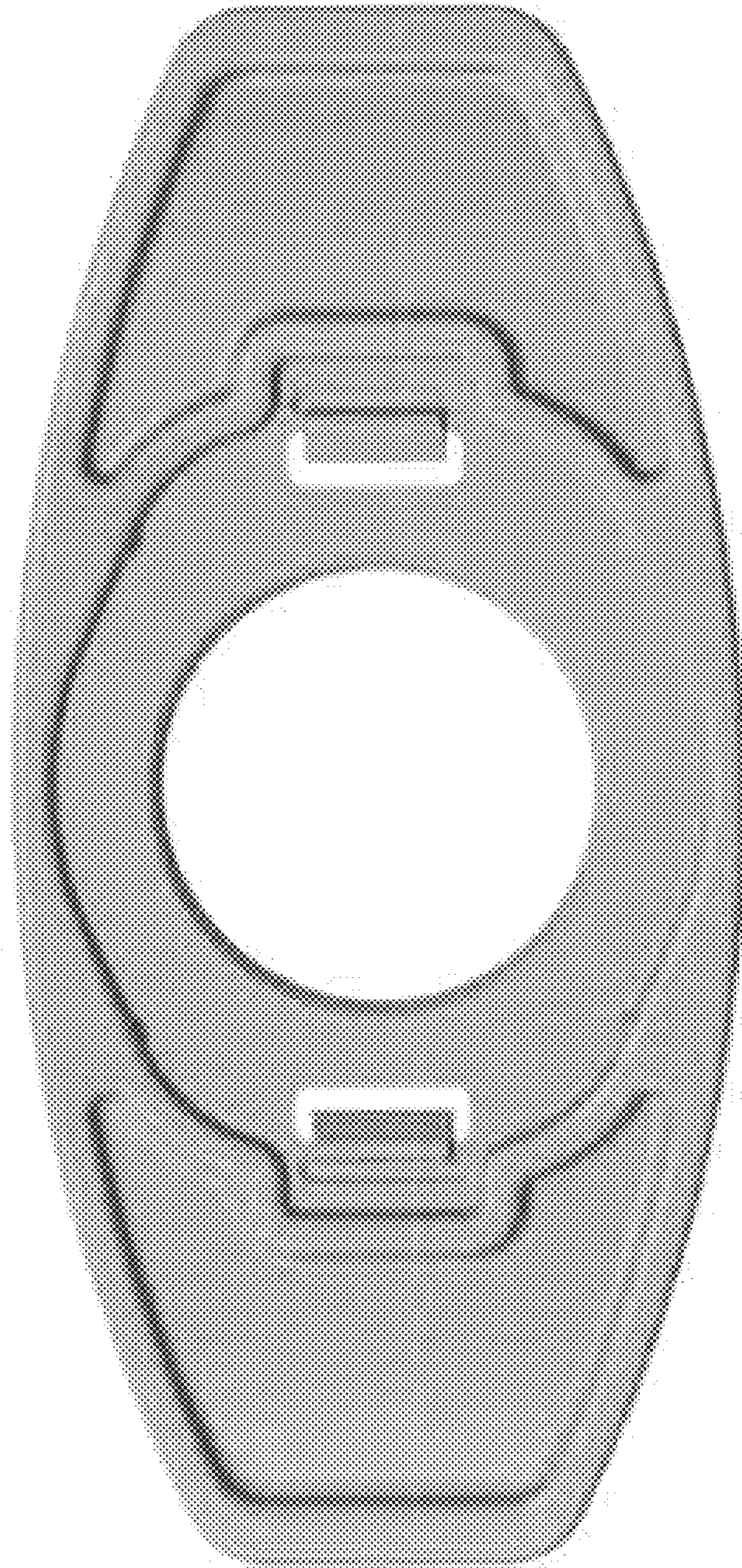
**FIG. 5**



**FIG. 6**



**FIG. 7**



**FIG. 8**