



US00D814021S

(12) **United States Design Patent** (10) **Patent No.:** **US D814,021 S**  
**Sabin** (45) **Date of Patent:** **\*\* Mar. 27, 2018**

(54) **MEDICAL PUMP**

FOREIGN PATENT DOCUMENTS

(71) Applicant: **DEKA Products Limited Partnership**,  
Manchester, NH (US)

CN 201379850 Y 1/2010  
CN 201431672 Y 3/2010

(Continued)

(72) Inventor: **Erik N. Sabin**, Manchester, NH (US)

OTHER PUBLICATIONS

(73) Assignee: **DEKA Products Limited Partnership**,  
Manchester, NH (US)

European Community Design Registration 002260604/0001-0008,  
Filed Jun. 21, 2013 and published on Jun. 23, 2015, 64 pgs.

(\*\*) Term: **15 Years**

(Continued)

(21) Appl. No.: **29/571,387**

*Primary Examiner* — Richelle G Shelton

(22) Filed: **Jul. 18, 2016**

(74) *Attorney, Agent, or Firm* — James D. Wyninegar, Jr.

**Related U.S. Application Data**

(57) **CLAIM**

(63) Continuation of application No. 29/457,521, filed on  
Jun. 11, 2013, now Pat. No. Des. 767,756.

The ornamental design for a medical pump, as shown and  
described.

(51) **LOC (11) Cl.** ..... **24-02**

(52) **U.S. Cl.**  
USPC ..... **D24/111**

**DESCRIPTION**

(58) **Field of Classification Search**  
USPC ..... D24/107, 108, 111, 169, 186  
CPC ..... A61M 5/142; A61M 5/145; A61M 1/00  
See application file for complete search history.

FIG. 1 is a front, top, and right side perspective view of the  
medical pump, showing my new design;  
FIG. 2 is a rear, top and left side perspective view thereof;  
FIG. 3 is a top plan view thereof;  
FIG. 4 is a bottom plan view thereof;  
FIG. 5 is a front side elevational view thereof;  
FIG. 6 is a rear side elevational view thereof;  
FIG. 7 is a right side elevational view thereof;  
FIG. 8 is a left side elevational view thereof; and,  
FIG. 9 is a front, top, and right side perspective view thereof  
with a door open.

(56) **References Cited**

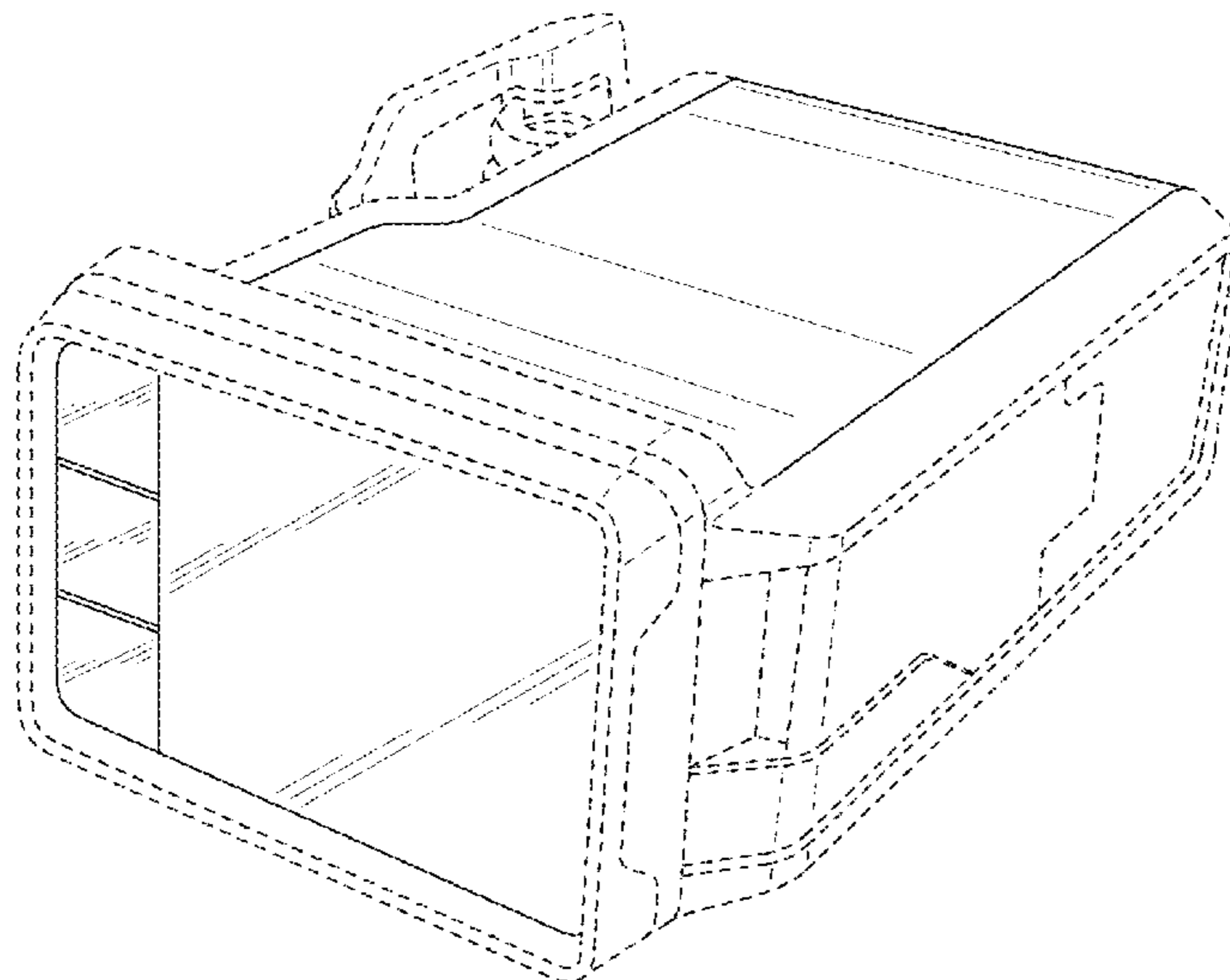
U.S. PATENT DOCUMENTS

D65,832 S 10/1924 Remark  
D76,595 S 10/1928 Balzer  
D89,168 S 2/1933 Carlson  
D107,079 S 11/1937 Hedfield et al.  
D263,997 S 4/1982 Preussner  
D309,662 S 7/1990 Gorton  
D310,120 S \* 8/1990 Wickham ..... D24/186  
D327,123 S 6/1992 Stracener et al.  
5,256,157 A 10/1993 Samiotes et al.  
5,295,967 A 3/1994 Rondelet et al.  
D348,730 S 7/1994 Walker et al.  
D353,667 S 12/1994 Tsubota et al.

(Continued)

The ornamental design which is claimed is shown in solid  
lines in the drawings. The broken line showing of portions  
of the article immediately adjacent the shaded areas is  
included for the purpose of illustrating environmental struc-  
ture with the lines themselves and the areas within forming  
no part of the claimed design.

**1 Claim, 7 Drawing Sheets**



(56)

References Cited

U.S. PATENT DOCUMENTS

D354,010 S	1/1995	Pistilli	D718,776 S	12/2014	Hobbs et al.
D360,259 S	7/1995	Ijiri et al.	D718,777 S	12/2014	Hobbs et al.
5,482,446 A	1/1996	Williamson et al.	D718,778 S	12/2014	Hobbs et al.
5,505,709 A	4/1996	Funderburk et al.	D719,963 S	12/2014	Hobbs et al.
5,533,981 A	7/1996	Mandro et al.	D719,964 S	12/2014	Hobbs et al.
5,637,095 A	6/1997	Nason et al.	D721,719 S	1/2015	Lee
5,681,285 A	10/1997	Ford et al.	D722,612 S	2/2015	Lee et al.
D390,654 S	2/1998	Alsberg et al.	D722,614 S	2/2015	Williams et al.
D393,072 S	3/1998	Rogler	D723,052 S	2/2015	Lai et al.
5,954,697 A	9/1999	Srisathapat et al.	D725,670 S	3/2015	Zhang et al.
D440,575 S	4/2001	Wang et al.	D728,779 S	5/2015	Sabin et al.
6,228,047 B1	5/2001	Dadson	D731,509 S	6/2015	Sueishi et al.
D446,860 S	8/2001	Mezière et al.	D732,062 S	6/2015	Kwon
6,428,509 B1	8/2002	Fielder	D732,063 S	6/2015	Kwon
D475,134 S	5/2003	Randolph	D732,567 S	6/2015	Moon et al.
D499,740 S	12/2004	Ombao et al.	D733,740 S	7/2015	Lee et al.
6,932,242 B2	8/2005	Gerlach et al.	D733,741 S	7/2015	Lee et al.
D512,151 S	11/2005	Ward et al.	D734,475 S	7/2015	Ross
7,163,381 B1	1/2007	Barak	D735,319 S	7/2015	Sabin et al.
D548,841 S *	8/2007	Brownell ..... D24/186	D735,746 S	8/2015	Zuckerberg et al.
D551,243 S	9/2007	Young	D736,370 S	8/2015	Sabin et al.
D556,910 S	12/2007	Reihanifam et al.	D740,848 S	10/2015	Bolts et al.
D557,272 S	12/2007	Glaser et al.	D741,358 S	10/2015	Seo et al.
D559,262 S	1/2008	Young	9,151,646 B2	10/2015	Kamen et al.
D571,474 S *	6/2008	Sjo-Gaber ..... D24/186	D745,661 S	12/2015	Collins et al.
D576,281 S	9/2008	Reihanifam et al.	D749,206 S	2/2016	Johnson et al.
D599,373 S	9/2009	Kobayashi et al.	D750,222 S *	2/2016	Chang ..... D24/108
D604,740 S	11/2009	Matheny et al.	D751,689 S	3/2016	Peret et al.
D622,730 S	8/2010	Krum et al.	D751,690 S	3/2016	Peret et al.
D625,322 S	10/2010	Guntaur et al.	D752,209 S	3/2016	Peret et al.
D625,323 S	10/2010	Matsushima et al.	9,295,778 B2	3/2016	Kamen et al.
7,890,881 B1	2/2011	Skidgel	D754,065 S	4/2016	Gray et al.
D633,517 S	3/2011	Weir et al.	D756,386 S	5/2016	Kendler et al.
D640,376 S	6/2011	Amano et al.	D758,399 S	6/2016	Kendler et al.
D640,377 S	6/2011	Amano et al.	D760,288 S	6/2016	Kendler et al.
D640,378 S *	6/2011	Okawa ..... D24/186	D760,289 S	6/2016	Kendler et al.
D649,973 S	12/2011	Matas	9,364,394 B2	6/2016	Demers et al.
D652,050 S	1/2012	Chaudhri	9,372,486 B2	6/2016	Peret et al.
D655,301 S	3/2012	Ray et al.	D760,782 S	7/2016	Kendler et al.
D660,313 S	5/2012	Williams et al.	D760,888 S	7/2016	Gill et al.
D664,988 S	8/2012	Gleasman et al.	9,400,873 B2	7/2016	Kamen et al.
D665,401 S	8/2012	Rai et al.	9,408,966 B2	8/2016	Kamen
D666,208 S	8/2012	Spears et al.	D765,832 S	9/2016	Hochman et al.
8,256,984 B2	9/2012	Fathallah et al.	D767,756 S	9/2016	Sabin
D668,262 S	10/2012	Gleasman et al.	9,435,455 B2	9/2016	Peret et al.
D669,096 S	10/2012	Katsura	D768,716 S	10/2016	Kendler et al.
D669,165 S	10/2012	Estes et al.	9,465,919 B2	10/2016	Kamen et al.
D671,550 S	11/2012	Chen et al.	9,488,200 B2	11/2016	Kamen et al.
D671,551 S	11/2012	Deng et al.	D774,645 S	12/2016	Gill et al.
D673,168 S	12/2012	Frijlink et al.	9,518,958 B2	12/2016	Wilt et al.
D675,224 S	1/2013	Lee et al.	9,636,455 B2	5/2017	Kamen et al.
D675,727 S	2/2013	Collins et al.	D789,516 S	6/2017	Gill et al.
D678,320 S	3/2013	Kanalakis, Jr. et al.	9,675,756 B2	6/2017	Kamen et al.
D679,379 S	4/2013	Katsura	9,677,555 B2	6/2017	Kamen et al.
D685,817 S	7/2013	Kunieda et al.	9,687,417 B2	6/2017	Demers et al.
D689,195 S	9/2013	Nelsen	D792,963 S	7/2017	Gill
D690,729 S	10/2013	Abratowski et al.	D795,424 S	8/2017	Sloss
D691,259 S	10/2013	Estes et al.	D795,805 S	8/2017	Gray et al.
D694,888 S *	12/2013	Chung ..... D24/169	9,719,964 B2	8/2017	Blumberg
D696,684 S	12/2013	Yuk et al.	9,724,465 B2	8/2017	Peret et al.
D696,686 S	12/2013	Yuk et al.	9,724,466 B2	8/2017	Peret et al.
D698,362 S	1/2014	Ramesh et al.	9,724,467 B2	8/2017	Peret et al.
D701,232 S	3/2014	Na et al.	9,730,731 B2	8/2017	Langenfeld et al.
D704,213 S	5/2014	Agnew	9,744,300 B2	8/2017	Kamen et al.
D705,244 S	5/2014	Arnold et al.	9,746,093 B2	8/2017	Peret et al.
D705,248 S	5/2014	McCormack et al.	9,746,094 B2	8/2017	Peret et al.
D708,626 S	7/2014	Klein et al.	9,759,343 B2	9/2017	Peret et al.
D708,627 S	7/2014	Klein et al.	9,759,369 B2	9/2017	Gray et al.
D709,085 S	7/2014	Wen	9,772,044 B2	9/2017	Peret et al.
D711,003 S *	8/2014	Chen ..... D24/186	D799,025 S	10/2017	Johnson et al.
D712,920 S	9/2014	Sloo et al.	9,789,247 B2	10/2017	Kamen et al.
D715,320 S	10/2014	McCormack et al.	2001/0044602 A1	11/2001	Angersbach et al.
D716,332 S	10/2014	Chotin et al.	2002/0127114 A1	9/2002	Barak
D717,814 S	11/2014	Zuckerberg et al.	2003/0217962 A1	11/2003	Childers et al.
8,876,793 B2	11/2014	Ledford et al.	2004/0057855 A1	3/2004	Gerlach et al.
			2004/0220526 A1	11/2004	Boyne-Aitken
			2005/0029277 A1	2/2005	Tachibana
			2005/0050301 A1	3/2005	Whittle et al.
			2005/0096593 A1	5/2005	Pope et al.

(56)

## References Cited

## U.S. PATENT DOCUMENTS

2005/0267827 A1 12/2005 Grant, Jr. et al.  
 2009/0040875 A1 2/2009 Buzescu et al.  
 2009/0144620 A1 6/2009 Bauchot et al.  
 2010/0153872 A1 6/2010 Ahn et al.  
 2010/0169389 A1 7/2010 Weber et al.  
 2010/0169783 A1 7/2010 Weber et al.  
 2011/0085778 A1 4/2011 Iwase et al.  
 2011/0161806 A1 6/2011 Stern et al.  
 2011/0184383 A1 7/2011 Hasegawa  
 2011/0271221 A1 11/2011 Lategan  
 2011/0313789 A1 12/2011 Kamen et al.  
 2012/0035581 A1 2/2012 Travis  
 2012/0079416 A1 3/2012 Fagans  
 2012/0083760 A1 4/2012 Ledford et al.  
 2012/0177507 A1 7/2012 Bennett et al.  
 2012/0185267 A1 7/2012 Kamen  
 2012/0209197 A1 8/2012 Lanigan et al.  
 2012/0254044 A1 10/2012 Flanagan et al.  
 2012/0266964 A1 10/2012 West et al.  
 2013/0053820 A1 2/2013 Estes et al.  
 2013/0127870 A1 5/2013 Baudel et al.  
 2013/0177455 A1 7/2013 Kamen  
 2013/0182381 A1 7/2013 Gray  
 2013/0184676 A1 7/2013 Kamen  
 2013/0188040 A1 7/2013 Kamen  
 2013/0191513 A1 7/2013 Kamen  
 2013/0197693 A1 8/2013 Kamen  
 2013/0204188 A1 8/2013 Kamen  
 2013/0272773 A1 10/2013 Kamen  
 2013/0281965 A1 10/2013 Kamen  
 2013/0297330 A1 11/2013 Kamen  
 2013/0310990 A1 11/2013 Peret et al.  
 2013/0317753 A1 11/2013 Kamen  
 2013/0317837 A1 11/2013 Ballantyne  
 2013/0318429 A1 11/2013 Dantas et al.  
 2013/0325154 A1 12/2013 Oh et al.  
 2013/0336814 A1 12/2013 Kamen  
 2013/0339049 A1 12/2013 Blumberg, Jr.  
 2013/0346108 A1 12/2013 Kamen  
 2014/0046296 A1 2/2014 Clarke  
 2014/0152585 A1 6/2014 Andersson Reimer  
 2014/0165703 A1 6/2014 Wilt  
 2014/0180711 A1 6/2014 Kamen  
 2014/0188076 A1 7/2014 Kamen  
 2014/0188516 A1 7/2014 Kamen  
 2014/0195639 A1 7/2014 Kamen  
 2014/0227021 A1 8/2014 Kamen  
 2014/0237419 A1 8/2014 Ryu  
 2014/0243745 A1 8/2014 Ueda et al.  
 2014/0318639 A1 10/2014 Peret  
 2014/0343492 A1 11/2014 Kamen  
 2014/0359443 A1 12/2014 Hwang  
 2015/0002667 A1 1/2015 Peret et al.  
 2015/0002668 A1 1/2015 Peret et al.  
 2015/0002677 A1 1/2015 Peret et al.  
 2015/0018766 A1 1/2015 Nakanishi et al.  
 2015/0023808 A1 1/2015 Zhu  
 2015/0033823 A1 2/2015 Blumberg, Jr.  
 2015/0089364 A1 3/2015 Meller et al.  
 2015/0151057 A1 6/2015 Nakanishi  
 2015/0154364 A1 6/2015 Biasi et al.  
 2015/0157791 A1 6/2015 Desch et al.  
 2015/0238228 A1 8/2015 Langenfeld et al.  
 2015/0238689 A1 8/2015 Shimizu  
 2015/0257974 A1 9/2015 Demers et al.  
 2015/0265763 A1 9/2015 Katsunuma  
 2015/0314066 A1 11/2015 Shimizu  
 2015/0314083 A1 11/2015 Blumberg, Jr. et al.  
 2015/0332009 A1 11/2015 Kane et al.  
 2016/0055397 A1 2/2016 Peret et al.  
 2016/0055649 A1 2/2016 Peret et al.  
 2016/0061641 A1 3/2016 Peret et al.  
 2016/0063353 A1 3/2016 Peret et al.  
 2016/0073063 A1 3/2016 Peret et al.  
 2016/0084434 A1 3/2016 Janway et al.

2016/0097382 A1 4/2016 Kamen et al.  
 2016/0131272 A1 5/2016 Yoo et al.  
 2016/0158437 A1 6/2016 Biasi et al.  
 2016/0179086 A1 6/2016 Peret et al.  
 2016/0184510 A1 6/2016 Kamen et al.  
 2016/0203292 A1 7/2016 Kamen et al.  
 2016/0228633 A1 8/2016 Welsch et al.  
 2016/0262977 A1 9/2016 Demers et al.  
 2016/0319850 A1 11/2016 Kamen et al.  
 2016/0346056 A1 12/2016 Demers et al.  
 2016/0362234 A1 12/2016 Peret et al.  
 2017/0011202 A1 1/2017 Kamen et al.  
 2017/0045478 A1 2/2017 Wilt et al.  
 2017/0216516 A1 8/2017 Dale et al.  
 2017/0224909 A1 8/2017 Kamen et al.  
 2017/0259230 A1 9/2017 Demers et al.  
 2017/0266378 A1 9/2017 Kamen et al.  
 2017/0268497 A1 9/2017 Kamen et al.  
 2017/0284968 A1 10/2017 Blumberg, Jr.

## FOREIGN PATENT DOCUMENTS

CN 201524307 U 7/2010  
 EP 1722310 A1 11/2006  
 GB 2020735 A 11/1979  
 WO WO2002100262 A1 12/2002  
 WO WO2006086723 A2 8/2006  
 WO WO2009055639 A2 4/2009  
 WO WO2011021098 A1 2/2011  
 WO WO2013095459 A9 6/2013  
 WO WO2013096713 A2 6/2013  
 WO WO2013096718 A2 6/2013  
 WO WO2013096722 A2 6/2013  
 WO WO2013096909 A2 6/2013  
 WO WO2013176770 A2 11/2013  
 WO WO2013177357 A1 11/2013  
 WO WO2014100557 A2 6/2014  
 WO WO2014100571 A2 6/2014  
 WO WO2014100658 A1 6/2014  
 WO WO2014100687 A2 6/2014  
 WO WO2014100736 A2 6/2014  
 WO WO2014100744 A2 6/2014  
 WO WO2014144557 A2 9/2014  
 WO WO2015017275 A1 2/2015  
 WO WO2016089572 A1 6/2016  
 WO WO2016176042 A1 11/2016  
 WO WO2016179389 A1 11/2016  
 WO WO2016205584 A1 12/2016

## OTHER PUBLICATIONS

European Community Design Registration 002374777/0001, Filed Dec. 20, 2013 and published on Dec. 23, 2013, 8 pgs.  
 European Community Design Registration 002374900/0001-0006, Filed Dec. 20, 2013 and published on Dec. 23, 2013, 44 pgs.  
 International Search Report & Written Opinion, dated Nov. 7, 2013, received in International patent application No. PCT/US2013/042350 (K66WO) 18 pgs.  
 International Search Report & Written Opinion, dated Oct. 1, 2013, received in International patent application No. PCT/US2012/071490 (J76WO) 20 pgs.  
 AAMI and FDA, Infusing Patients Safely: Priority Issues from the AAMI/FDA Infusion Device Summit, Symposium, Oct. 5-6, 2010, pp. 1-48, AAMI, Arlington, VA, USA., www.aami.org.  
 Care Everywhere, Gateway User Manual: V1.0.13 W/CQI 1.6: For Use with the Sigma Spectrum Pump: Care Everywhere Document No. CE-100-003-IFU, manual, pp. 1-55, CareEverywhere LLC, 9 Tech Circle, Natick, MA, USA., Release 1.0.9 (Initial Release) www.sigmampumps.com.  
 Fresenius Kabi AG, Agilia® Product Line, 1 pg., Sep. 24, 2013, Germany, www.fresenius-kabi.com/5316.htm.  
 Fresenius Kabi AG, Alyx™, 1 pg., Sep. 24, 2013, Germany, www.fresenius-kabi.com/8825.htm.  
 Fresenius Kabi AG, Amicus™, 2 pgs, Sep. 24, 2013, Germany, www.fresenius-kabi.com/8823.htm.

(56)

## References Cited

## OTHER PUBLICATIONS

- Fresenius Kabi AG, Amika®, 2 pgs., Sep. 24, 2013, Germany, [www.fresenius-kabi.com/8934.htm](http://www.fresenius-kabi.com/8934.htm).
- Fresenius Kabi AG, Applix Smart, 2 pgs., Sep. 24, 2013, Germany, [www.fresenius-kabi.com/2202.htm](http://www.fresenius-kabi.com/2202.htm).
- Fresenius Kabi AG, Aurora™, 2 pgs., Sep. 24, 2013, Germany, [www.fresenius-kabi.com/8829.htm](http://www.fresenius-kabi.com/8829.htm).
- Fresenius Kabi AG, Autopheresis-C™, 2 pgs., Sep. 24, 2013, Germany, [www.fresenius-kabi.com/8827.htm](http://www.fresenius-kabi.com/8827.htm).
- Fresenius Kabi AG, C.A.T.S Plus, 2 pgs., Sep. 24, 2013, Germany, [www.fresenius-kabi.com/2246.htm](http://www.fresenius-kabi.com/2246.htm).
- Fresenius Kabi AG, COM.TEC®, 2 pgs., Sep. 24, 2013, Germany, [www.fresenius-kabi.com/2306.htm](http://www.fresenius-kabi.com/2306.htm).
- Fresenius Kabi AG, CompoDock®, 2 pgs., Sep. 24, 2013, Germany, [www.fresenius-kabi.com/2324.htm](http://www.fresenius-kabi.com/2324.htm).
- Fresenius Kabi AG, CompoGuard®, 3 pgs., Sep. 24, 2013, Germany, [www.fresenius-kabi.com/2308.htm](http://www.fresenius-kabi.com/2308.htm).
- Fresenius Kabi AG, CompoLab TS, 1 pg., Sep. 24, 2013, Germany, [www.fresenius-kabi.com/6921.htm](http://www.fresenius-kabi.com/6921.htm).
- Fresenius Kabi AG, Compomat® G4, 2 pgs., Sep. 24, 2013, Germany, [www.fresenius-kabi.com/2320.htm](http://www.fresenius-kabi.com/2320.htm).
- Fresenius Kabi AG, CompoMat® G5 & CompoSure, 3 pgs., Sep. 24, 2013, Germany, [www.fresenius-kabi.com/6931.htm](http://www.fresenius-kabi.com/6931.htm).
- Fresenius Kabi AG, CompoSeal® Mobilea II, 1 pg., Sep. 24, 2013, Germany, [www.fresenius-kabi.com/6945.htm](http://www.fresenius-kabi.com/6945.htm).
- Fresenius Kabi AG, CompoSeal® Universal, 1 pg., Sep. 24, 2013, Germany, [www.fresenius-kabi.com/2326.htm](http://www.fresenius-kabi.com/2326.htm).
- Fresenius Kabi AG, HemoLight® Plus, 2 pgs., Sep. 24, 2013, Germany, [www.fresenius-kabi.com/6953.htm](http://www.fresenius-kabi.com/6953.htm).
- Fresenius Kabi AG, HemoSeal®, 1 pg., Sep. 24, 2013, Germany, [www.fresenius-kabi.com/6961.htm](http://www.fresenius-kabi.com/6961.htm).
- Fresenius Kabi AG, Injectomat MC Agilia, 2 pgs., Sep. 24, 2013, Germany, [www.fresenius-kabi.com/6195.htm](http://www.fresenius-kabi.com/6195.htm).
- Fresenius Kabi AG, Injectomat TIVA Agilia, 2 pgs., Sep. 24, 2013, Germany, [www.fresenius-kabi.com/6197.htm](http://www.fresenius-kabi.com/6197.htm).
- Fresenius Kabi AG, Link+ Agilia, 1 pg., Sep. 24, 2013, Germany, [www.fresenius-kabi.com/8924.htm](http://www.fresenius-kabi.com/8924.htm).
- Fresenius Kabi AG, MRI Guard Agilia, 1 pg., Sep. 24, 2013, Germany, [www.fresenius-kabi.com/8926.htm](http://www.fresenius-kabi.com/8926.htm).
- Fresenius Kabi AG, Orchestra® Base A, 2 pgs., Sep. 24, 2013, Germany, [www.fresenius-kabi.com/1630.htm](http://www.fresenius-kabi.com/1630.htm).
- Fresenius Kabi AG, Orchestra® Base Intensive, 2 pgs., Sep. 24, 2013, Germany, [www.fresenius-kabi.com/1669.htm](http://www.fresenius-kabi.com/1669.htm).
- Fresenius Kabi AG, Orchestra® Base Primea, 2 pgs., Sep. 24, 2013, Germany, [www.fresenius-kabi.com/1676.htm](http://www.fresenius-kabi.com/1676.htm).
- Fresenius Kabi AG, Orchestra® Module DPS, 2 pgs., Sep. 24, 2013, Germany, [www.fresenius-kabi.com/1699.htm](http://www.fresenius-kabi.com/1699.htm).
- Fresenius Kabi AG, Orchestra® Module DPS+, 2 pgs., Sep. 24, 2013, Germany, [www.fresenius-kabi.com/1707.htm](http://www.fresenius-kabi.com/1707.htm).
- Fresenius Kabi AG, Orchestra® Module DPS Visio, 2 pgs., Sep. 24, 2013, Germany, [www.fresenius-kabi.com/1714.htm](http://www.fresenius-kabi.com/1714.htm).
- Fresenius Kabi AG, Orchestra® Module MVP MS, 2 pgs., Sep. 24, 2013, Germany, [www.fresenius-kabi.com/1682.htm](http://www.fresenius-kabi.com/1682.htm).
- Fresenius Kabi AG, Orchestra® Module MVP PT, 2 pgs., Sep. 24, 2013, Germany, [www.fresenius-kabi.com/1691.htm](http://www.fresenius-kabi.com/1691.htm).
- Fresenius Kabi AG, Orchestra® Module MVP ST, 2 pgs., Sep. 24, 2013, Germany, [www.fresenius-kabi.com/2026.htm](http://www.fresenius-kabi.com/2026.htm).
- Fresenius Kabi AG, Pilot Enteral, 2 pgs., Sep. 24, 2013, Germany, [www.fresenius-kabi.com/2238.htm](http://www.fresenius-kabi.com/2238.htm).
- Fresenius Kabi AG, PlaquetaMix®, 1 pg., Sep. 24, 2013, Germany, [www.fresenius-kabi.com/6963.htm](http://www.fresenius-kabi.com/6963.htm).
- Fresenius Kabi AG, Vacuum Pump Bora, 1 pg., Sep. 24, 2013, Germany, [www.fresenius-kabi.com/2249.htm](http://www.fresenius-kabi.com/2249.htm).
- Fresenius Kabi AG, Volumat Agilia, 3 pgs., Sep. 24, 2013, Germany, [www.fresenius-kabi.com/VolumatAgilia.htm](http://www.fresenius-kabi.com/VolumatAgilia.htm).
- Fresenius Kabi AG, Volumat MC Agilia, 3 pgs., Sep. 24, 2013, Germany, [www.fresenius-kabi.com/VolumatMCAGilia.htm](http://www.fresenius-kabi.com/VolumatMCAGilia.htm).
- National Patient Safety Agency, Design for Patient Safety: A Guide to the Design of Electronic Infusion Devices, Ref: 0976 Mar. 2010, ISBN: 978-1-906624-10-1, pp. 1-96, Edition 1, National Patient Safety Agency, National Reporting and Learning Service, Helen Hamlyn Centre, Royal College of Art, London, USA. [www.nrls.npsa.nhs.uk](http://www.nrls.npsa.nhs.uk).
- “Alaris Syringe Pumps,” Technical Service Manual, 2006, Cardinal Health Inc., accessed at [http://frankshospitalworkshop.com/equipment/documents/infusion\\_pumps/service\\_manuals/Cardinal\\_Alaris\\_-\\_Service\\_Manual.pdf](http://frankshospitalworkshop.com/equipment/documents/infusion_pumps/service_manuals/Cardinal_Alaris_-_Service_Manual.pdf).
- “Asena GH Syringe Pump with Gaurdrails Safety Software,” Directions for Use, 2003, Alaris Medical Systems, accessed at [http://video.rch.org.au/bme\\_rch/1PB1453N01.pdf](http://video.rch.org.au/bme_rch/1PB1453N01.pdf) on Apr. 16, 2014.
- “Alaris GP Volumetric Pump,” Technical Service Manual, 2008, Cardinal Health Inc., accessed at [http://frankshospitalworkshop.com/equipment/documents/infusion\\_pumps/service\\_manuals/CardinalHealth\\_Alaris\\_GP\\_-\\_Service\\_manual.pdf](http://frankshospitalworkshop.com/equipment/documents/infusion_pumps/service_manuals/CardinalHealth_Alaris_GP_-_Service_manual.pdf) on Apr. 16, 2014.
- “Alaris GW Volumetric Pump,” Directions for Use, 2011, Carefusion Corporation, accessed at <http://www.carefusion-products.com/assets/supportdocs/DFUs/1000DF00440.pdf> on Apr. 16, 2014.
- “Gemini PC-2 Volumetric Infusion Pump/Controller,” Operator’s Manual, 1994, IMED Corporation, accessed at <http://www.triumphmed.com/manuals/GEMINI-PC-2v3.44.pdf> on Apr. 16, 2014.
- “Gemini PC-4 Volumetric Infusion Pump/Controller,” Maintenance Manual, Nov. 1, 1995, IMED Corporation, accessed at [http://frankshospitalworkshop.com/equipment/documents/infusion\\_pumps/service\\_manuals/Imed\\_Gemini\\_PC-4\\_Infusion\\_Pump\\_-\\_Service\\_manual.pdf](http://frankshospitalworkshop.com/equipment/documents/infusion_pumps/service_manuals/Imed_Gemini_PC-4_Infusion_Pump_-_Service_manual.pdf) on Apr. 16, 2014.
- Photograph of a vital signs monitor by Carefusion Corporation, Alaris IVAC 4410 Vital Signs Monitor, accessed at <http://kahntactusa.com/Products/1136-alaris-ivac-4410-vital-signs-monitor-w-cuff-spo2.aspx> on Apr. 16, 2014.
- Photograph of a pump product by Carefusion Corporation, Alaris PC, accessed at <http://www.carefusion.com/medical-products/infusion/devices/> on Apr. 16, 2014.
- “Alaris PC Unit, Models 8000 and 8015” and “Alaris Pump Module, Model 8100,” Technical Service Manual, Mar. 2007, Cardinal Health, Inc., accessed at [http://frankshospitalworkshop.com/equipment/documents/infusion\\_pumps/service\\_manuals/CardinalHealth\\_Alaris\\_8100\\_-\\_Service\\_manual.pdf](http://frankshospitalworkshop.com/equipment/documents/infusion_pumps/service_manuals/CardinalHealth_Alaris_8100_-_Service_manual.pdf) on Apr. 16, 2014.
- “Alaris SE Pump Models 7130/7131 and 7230/7231,” Directions for Use, Nov. 2010, Carefusion Corporation, accessed at [http://www.carefusion.com/pdf/Infusion/clinical\\_documentation/user\\_manuals/12155838.pdf](http://www.carefusion.com/pdf/Infusion/clinical_documentation/user_manuals/12155838.pdf) on Apr. 16, 2014.
- “Volumetric Infusion Pump ARGUS 707 V,” Service Manual, Mar. 28, 2006, ARGUS Medical AG, accessed at [http://www.helse-mr.no/ftp/eqspublic/legemiddelprosessen/docs/doc\\_15163/attachments/Argus%20%20707%20infusjonspumpe.pdf](http://www.helse-mr.no/ftp/eqspublic/legemiddelprosessen/docs/doc_15163/attachments/Argus%20%20707%20infusjonspumpe.pdf) on Apr. 16, 2014.
- “Volumetric Infusion Pump ARGUS 708 V,” Service Manual, Mar. 28, 2006, ARGUS Medical AG, accessed at [http://www.internetmed.com/sites/default/files/Argus\\_708\\_-\\_Service\\_manual.pdf](http://www.internetmed.com/sites/default/files/Argus_708_-_Service_manual.pdf) on Apr. 16, 2014.
- “Auto Syringe AS40A Model AS40A Infusion Pump,” Operation Manual, 1993, Baxter Healthcare Corporation, accessed at <http://www.triumphmed.com/manuals/BAXTER-AS40A.pdf> on Apr. 16, 2014.
- “Auto Syringe AS50 Model AS50 Infusion Pump,” Operator’s Manual, May 2002, Baxter Healthcare Corporation, accessed at [http://www.lhsc.on.ca/Health\\_Professionals/CCTC/eduquiz/as50.pdf](http://www.lhsc.on.ca/Health_Professionals/CCTC/eduquiz/as50.pdf) on Apr. 16, 2014.
- “Colleague Volumetric Infusion Pump” and “Colleague 3 Volumetric Infusion Pump,” Global Service Manual, 2004, Baxter Healthcare Corporation, accessed at [http://frankshospitalworkshop.com/equipment/documents/infusion\\_pumps/service\\_manuals/Baxter\\_Colleague\\_-\\_Service\\_manual.pdf](http://frankshospitalworkshop.com/equipment/documents/infusion_pumps/service_manuals/Baxter_Colleague_-_Service_manual.pdf) on Apr. 16, 2014.
- “Colleague CX Volumetric Infusion Pump,” Addendum to Operator’s Manual, 2001, Baxter Healthcare Corporation, accessed at <http://www.triumphmed.com/manuals/Baxter-Colleague-CX.pdf> on Apr. 16, 2014.
- “Flo-Gard 6301 Dual Channel Volumetric Infusion Pump,” Operator’s Manual, 1999, Baxter Healthcare Corporation, accessed at <http://www.meql.com/Manuals/Baxter-6301-Operators-Manual.pdf> on Apr. 16, 2014.

(56)

## References Cited

## OTHER PUBLICATIONS

“Sigma Spectrum,” Operator’s Manual, May 15, 2008, Sigma International, accessed at <http://www.meql.com/Manuals/Sigma-Spectrum-User-Manual.pdf> on Apr. 16, 2014.

“Sigma International Model Spectrum Infusion Pump,” Service Manual, Aug. 2008, Sigma International, Inc., accessed at <http://photos.medwrench.com/equipmentManuals/3519-3759.pdf> on Apr. 17, 2014.

Photograph of a pump product by Smiths Medical, CADD-Solis Ambulatory Infusion Pump, accessed at <http://www.smiths-medical.com/catalog/ambulatory-pumps-sets/cadd-ambulatory-infusion-pumps/cadd-solis/cadd-solis-ambulatory-infusion.html> on Apr. 16, 2014 (image on website at least as early as Nov. 16, 2008).

“Production Engineering—Medical Equipment Division”, Images on website since at least Sep. 17, 2008, PEMED, accessed at <http://www.pemed.com/surgery/pumps/pumps.htm> on Apr. 18, 2014.

“Curlin 6000 CMS Ambulatory Infusion System,” 2008, B. Braun Medical Inc., accessed at <http://zivotberstrevca.cz/wp-content/uploads/2013/10/Curlin-6000-male.pdf> on Apr. 16, 2014.

“Delphia IVantage Volumetric Ambulatory Infusion System,” 2006, Delphia Corporation, accessed at <https://delphi.com/shared/pdf/ppd/medical/IVantage-Volumetric-Ambulatory-Infusion-Product-Sheet.pdf> on Apr. 16, 2014.

“Syringe Pumps Range when accuracy matters,” Smiths Medical International Ltd, accessed at [http://www.smiths-medical.com/upload/products/pdf/SMI\\_syringe\\_pumps\\_range9.pdf](http://www.smiths-medical.com/upload/products/pdf/SMI_syringe_pumps_range9.pdf) on Apr. 16, 2014 (file on website at least as early as Oct. 21, 2007).

“Model 500 and Micro 505 Volumetric Infusion Pump,” Instruction Manual, 2002, Graseby Medical Limited, accessed at <http://isurplus.com.au/manuals/Graseby%20500%20&%203000%20Infusion%20Pump%20User%20Manual.pdf> on Apr. 16, 2014.

“Micro Macro Plum XL with DataPort,” System Operating Manual, Aug. 1997, Abbott Laboratories, accessed at <http://www.elitemedicalmall.com/manuals/Abbott-PLUM-XLwDATAPORT.pdf> on Apr. 16, 2014.

“LifeCare 4100 PCA Plus II Infuser with Microgram Delivery,” System Operating Manual, Oct. 1996, Abbott Laboratories, accessed at <http://www.meql.com/Manuals/Abbott-PCA-II-Plus-User-Manual.pdf> on Apr. 16, 2014.

“Gemstar,” Technical Service Manual, May 2007, Hospira, Inc., accessed at [http://frankshospitalworkshop.com/equipment/documents/infusion\\_pumps/service\\_manuals/Abbott\\_Gemstar\\_-\\_Service\\_Manual.pdf](http://frankshospitalworkshop.com/equipment/documents/infusion_pumps/service_manuals/Abbott_Gemstar_-_Service_Manual.pdf) on Apr. 16, 2014.

“LifeCare 5000 Plum Concurrent Flow Infusion System With DataPort,” System Operating Manual, Jul. 1998, Abbott Laboratories, accessed at <http://www.meql.com/Manuals/Abbott-Plum-5000-User-Manual.pdf> on Apr. 16, 2014.

“Plum XL 3 Multi-Line Infusion System,” System Operating Manual, Jan. 1997, Abbott Laboratories, accessed at <http://www.elitemedicalmall.com/manuals/Abbott-PLUM-XL-3.pdf> on Apr. 16, 2014.

“Abbott Plum A+,” System Operating Manual, May 2001, Abbott Laboratories, accessed at <http://www.elitemedicalmall.com/manuals/Abbott-Plum-A+-Op-Manual.pdf> on Apr. 16, 2014.

“On ‘Grey’s Anatomy’: A supporting role for Hospira,” Sep. 8, 2008, by Laura Bianchi in Crain’s Chicago Business, accessed at <http://www.chicagobusiness.com/article/20080906/ISSUE03/100030530/on-greys-anatomy-a-supporting-role-for-hospira#> on Apr. 16, 2014.

“Symbiq Infusion System with Hospira MedNet Software,” Nov. 2006, Hospira, accessed at [http://www.hospira.ca/english/\\_docs/P06-0589\\_Symbiq\\_Sets.pdf](http://www.hospira.ca/english/_docs/P06-0589_Symbiq_Sets.pdf) on Apr. 18, 2014.

“Monitors flex their muscles, hospitals reap rewards,” May 2007, Julie E. Williamson, accessed at <http://www.hpnonline.com/inside/2007-05/0705-or-monitors.html> on Apr. 18, 2014.

“The Incremental Commitment Model for System of Systems Development Tutorial,” p. 42, Jun. 18, 2007, Barry Boehm and Jo Ann Lane, accessed at <http://www.ieee-stc.org/proceedings/2007/pdfs/BB1686.pdf> on Apr. 18, 2014.

“Medication Management Systems,” p. 19, Sep. 2006, Hospira, accessed at [http://media.corporate-ir.net/media\\_files/irol/17/175550/presentations/hsp0906.pdf](http://media.corporate-ir.net/media_files/irol/17/175550/presentations/hsp0906.pdf) on Apr. 17, 2014.

“Leon leon plus Modern anaesthesia work stations,” May 2006, Heinen + Löwenstein Medical Technology, accessed at <http://www.dodhsyagencies.com/brochures/Anesthesia/Leon.pdf> on Apr. 16, 2014.

“Super Technology for Precise Breathing,” created Oct. 22, 2008 Heinen + Löwenstein Medical Technology, accessed at [http://www.diagnos.pl/uploads/pdf/169/elisa\\_sonata\\_enlisch\\_221008.pdf](http://www.diagnos.pl/uploads/pdf/169/elisa_sonata_enlisch_221008.pdf) on Apr. 18, 2014.

“Medfusion 2001 Syringe Pump,” Operations Manual, Oct. 1996, Medexinc, accessed at <http://www.triumphmed.com/manuals/MEDFUSION-2001.pdf> on Apr. 16, 2014.

“Operations Manual for Medfusion 2010 Syringe Pump,” Oct. 1996, Medexinc, accessed at <http://www.triumphmed.com/manuals/MEDFUSION-2010.pdf> on Apr. 16, 2014.

“3850 MRidium MRI Infusion System,” Operation Manual, 2006, IRadimed Corporation, accessed at [http://www.iradimed.com/en-us/technical\\_support/MRidium%201124-3A.pdf](http://www.iradimed.com/en-us/technical_support/MRidium%201124-3A.pdf) on Apr. 16, 2014.

“Sabratek 3030 Volumetric Infusion Pump,” Operation Manual, 1996, Sabratek Corporation, accessed at <http://www.triumphmed.com/manuals/Sabratek-3030-Op-Manual.pdf> on Apr. 16, 2014.

Photograph of pump products by Abbott, Abbott Lifecare III and Abbott Lifecare 4, accessed at <http://www.msdistibutors.com/biomed/meh/LIFECARE.HTM> on Apr. 16, 2014 (image on website at least as early as Mar. 6, 2001).

“Horizon Nxt,” Operation Manual, 1999, B. Braun Medical Inc. , accessed at <http://www.triumphmed.com/manuals/BBraun-Horizon-NXT.pdf> on Apr. 16, 2014.

“Perfusor compact,” Service Manual, approved by B. Braun on Mar. 16, 2006 and created on Mar. 17, 2006, B. Braun, accessed at [http://frankshospitalworkshop.com/equipment/documents/infusion\\_pumps/service\\_manuals/B.Braun\\_Perfusor\\_Compact\\_-\\_Service\\_manual.pdf](http://frankshospitalworkshop.com/equipment/documents/infusion_pumps/service_manuals/B.Braun_Perfusor_Compact_-_Service_manual.pdf) on Apr. 16, 2014.

“B. Braun Space,” created Oct. 19, 2004, B. Braun Melsungen Ag, accessed at [http://info.bbraun.ee/Extranet/Infusioonipumbad/Tutvustavad%20materjalid/Perfusor-space-tehniline\\_data.pdf](http://info.bbraun.ee/Extranet/Infusioonipumbad/Tutvustavad%20materjalid/Perfusor-space-tehniline_data.pdf) on Apr. 16, 2014.

“LifeCare PCA for use with Hospira MedNet Software,” System Operating Manual, Jan. 2006, Hospira, accessed at <http://www.meql.com/Manuals/Abbott-Hospira-PCA-III-Mednet-User-Manual.pdf> on Apr. 16, 2014.

“Omni-flow 4000 Plus IV Medication Management System,” System Operating Manual, Aug. 1996, Abbott Laboratories, accessed at <http://www.elitemedicalmall.com/manuals/Abbott-Omniflow-Op-Manual.pdf> on Apr. 16, 2014.

Photograph of pump product by Kendall, SCD Model 5325, accessed at <http://www.msdonline.com/biomed/meh/kendall.htm> on Apr. 16, 2014 (image on website at least as early as Nov. 29, 2006).

Photograph of pump product by Abbott, Provider 5500 Ambulatory Pump, accessed at <http://www.msdistibutors.com/BioMed/MEH/abbottpt.htm> (image on website at least as early as Mar. 6, 2001).

“Model AP12 Single- Syringe Pump,” Medaid Inc., created Feb. 15, 2008, accessed at [http://www.mediainc.com/Brochures/M-AP12\\_IndiOval\\_English\\_HR.pdf](http://www.mediainc.com/Brochures/M-AP12_IndiOval_English_HR.pdf) on Apr. 17, 2014.

“Syringe Pumps Ap 12 / 22,” Operating Manual, created Jan. 11, 2007, Ascor S. A. , accessed at [http://www.ascor.com.pl/eng/pdf/AP12\\_AP22\\_OM36\\_070111\\_GB.pdf](http://www.ascor.com.pl/eng/pdf/AP12_AP22_OM36_070111_GB.pdf) on Apr. 18, 2014.

“Biomedical Rental Equipment—Enteral Pumps and Accessories,” created Oct. 13, 2003, MSD, accessed at [http://www.msdistibutors.com/Drill\\_Downs/enteral%20pumps%20and%20accessories.pdf](http://www.msdistibutors.com/Drill_Downs/enteral%20pumps%20and%20accessories.pdf) on Apr. 17, 2014, p. 4/5.

“Military Communications,” Product Catalogue, Sep. 2007, Codan US, Inc., accessed at [http://www.codan.com.au/Portals/0/publications/hfradio/Military\\_Catalogue.pdf](http://www.codan.com.au/Portals/0/publications/hfradio/Military_Catalogue.pdf) on Apr. 18, 2014.

U.S. Appl. No. 29/457,521, filed Jun. 11, 2013, Erik N. Sabin.

U.S. Appl. No. 29/457,520, filed Jun. 11, 2013, Erik N. Sabin; Larry B. Gray.

U.S. Appl. No. 29/457,516, filed Jun. 11, 2013, Erik N. Sabin; Larry B. Gray.

(56)

**References Cited**

OTHER PUBLICATIONS

U.S. Appl. No. 29/457,522, filed Jun. 11, 2013, Erik N. Sabin; Jesse T. Bodwell.  
U.S. Appl. No. 29/477,232, filed Dec. 20, 2013, Jonathan Kendler; Jonathan I. Tilliss.  
U.S. Appl. No. 29/477,249, filed Dec. 20, 2013, Matthew R. Gill; Jesse T. Bodwell; Thomas A. Friedrich.  
U.S. Appl. No. 29/477,233, filed Dec. 20, 2013, Jonathan Kendler; Jonathan I. Tilliss.  
U.S. Appl. No. 29/477,236, filed Dec. 20, 2013, Jonathan Kendler; Jonathan I. Tilliss.  
U.S. Appl. No. 29/477,237, filed Dec. 20, 2013, Jonathan Kendler; Jonathan I. Tilliss.  
U.S. Appl. No. 29/517,101, filed Feb. 10, 2015, Jesse T. Bodwell; Thomas A. Friedrich; Matthew R. Gill; Larry B. Gray; John M. Kerwin; Erik N. Sabin; James L. Sloss.  
U.S. Appl. No. 29/517,097, filed Feb. 10, 2015, Erik N. Sabin; Matthew R. Gill; James L. Sloss.  
U.S. Appl. No. 29/517,095, filed Feb. 10, 2015, Erik N. Sabin; Matthew R. Gill; James L. Sloss.  
U.S. Appl. No. 29/517,100, filed Feb. 10, 2015, Matthew R. Gill.  
U.S. Appl. No. 29/517,096, filed Feb. 10, 2015, Erik N. Sabin; Matthew R. Gill; James L. Sloss.  
U.S. Appl. No. 29/531,366, filed Jun. 25, 2015, Erik N. Sabin; Larry B. Gray.  
U.S. Appl. No. 29/532,660, filed Jul. 9, 2015, Erik N. Sabin; Jesse T. Bodwell.  
U.S. Appl. No. 29/569,460, filed Jun. 28, 2016, Matthew R. Gill; Jesse T. Bodwell, Thomas A. Friedrich.  
U.S. Appl. No. 29/569,450, filed Jun. 28, 2016, Jonathan Kendler; Jonathan I. Tilliss.  
U.S. Appl. No. 29/570,648, filed Jul. 11, 2016, Erik N. Sabin.

\* cited by examiner

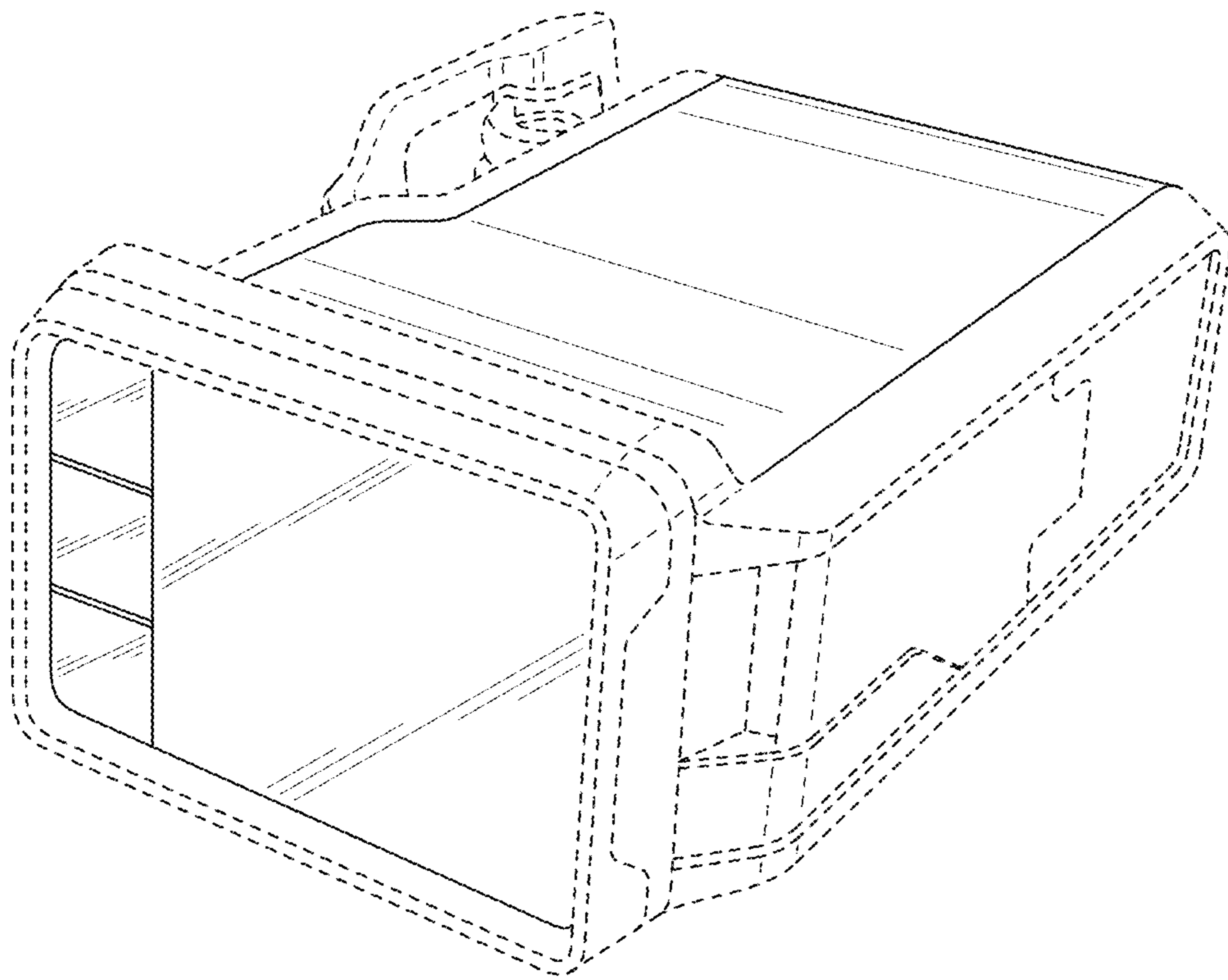


FIG. 1

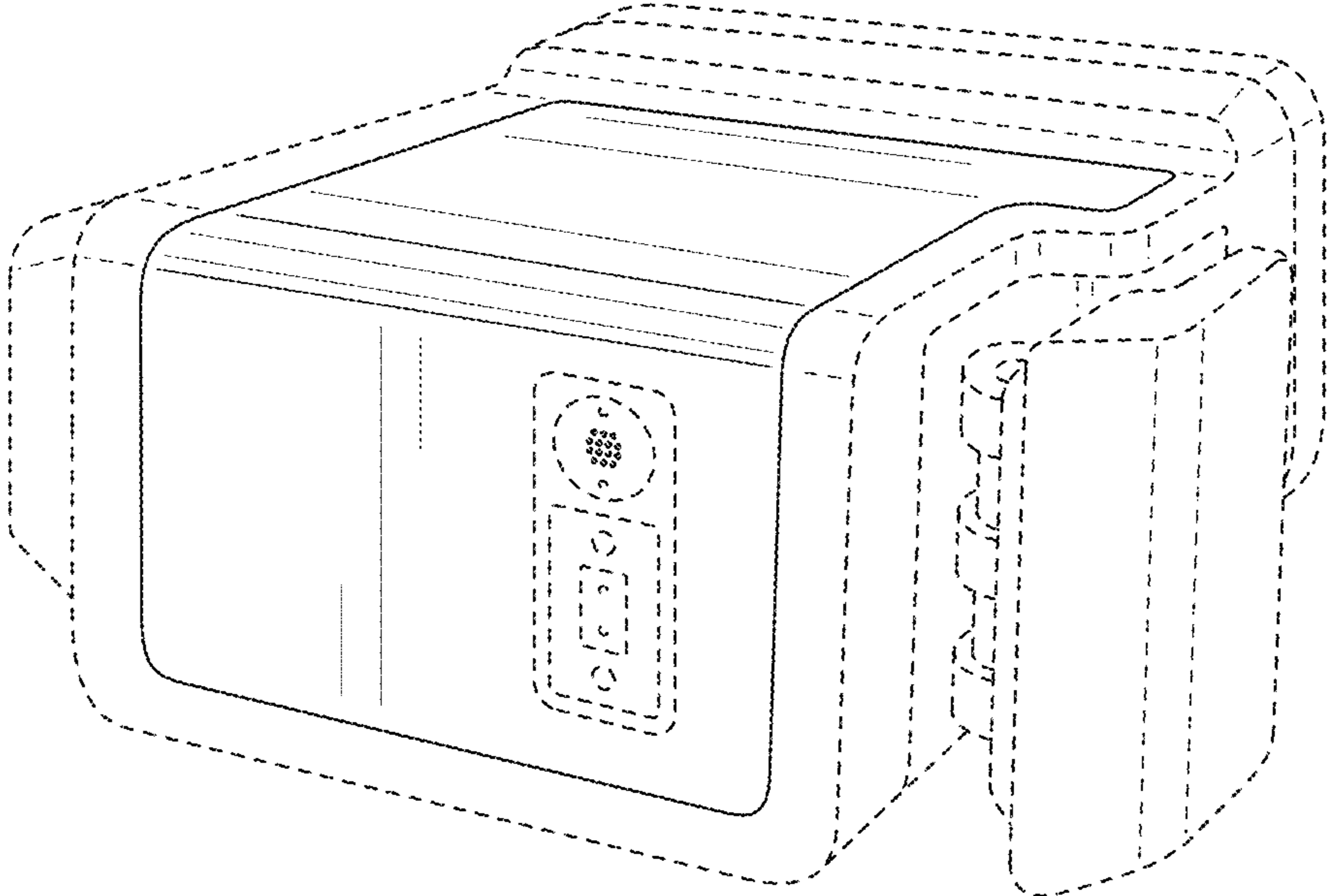


FIG. 2






FIG. 3

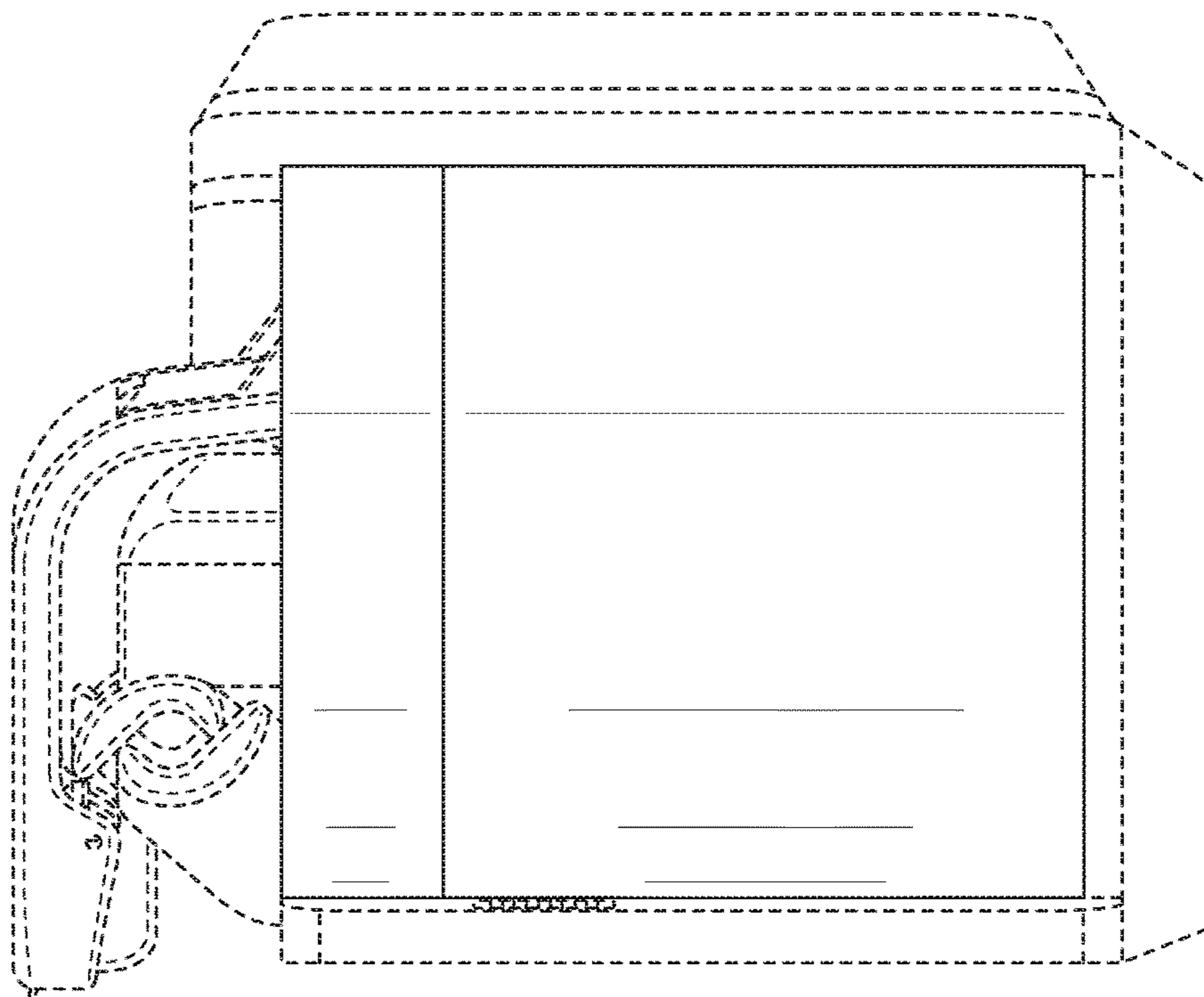


FIG. 4

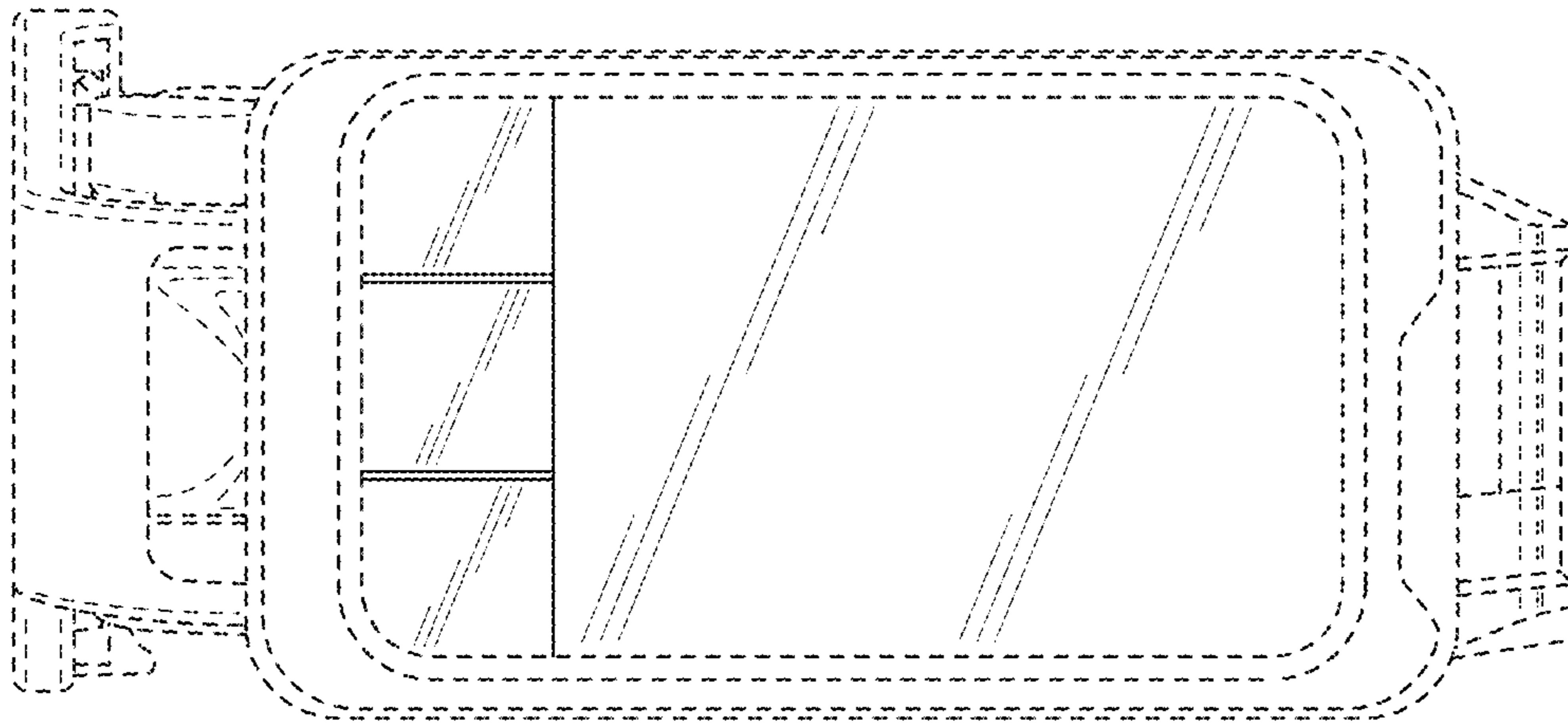


FIG. 5

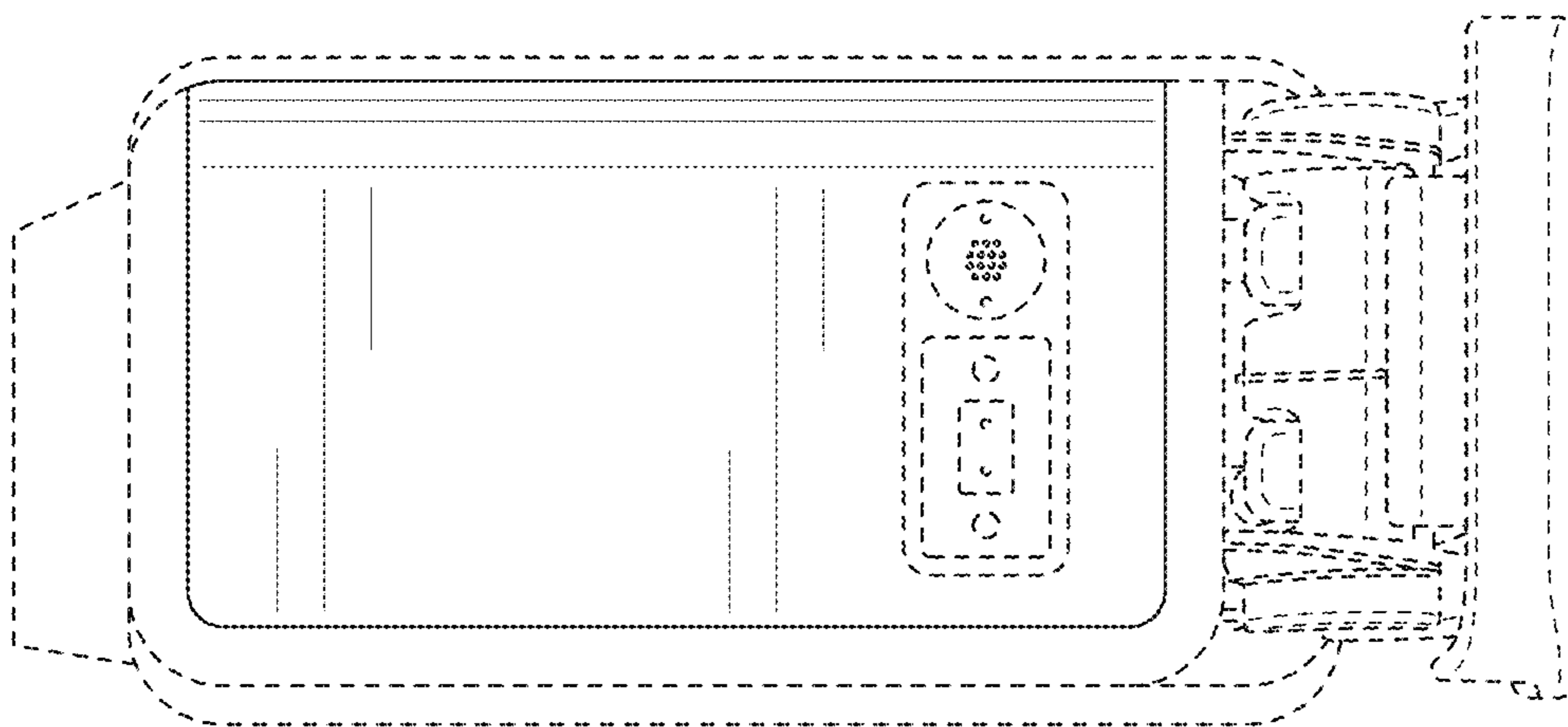


FIG. 6

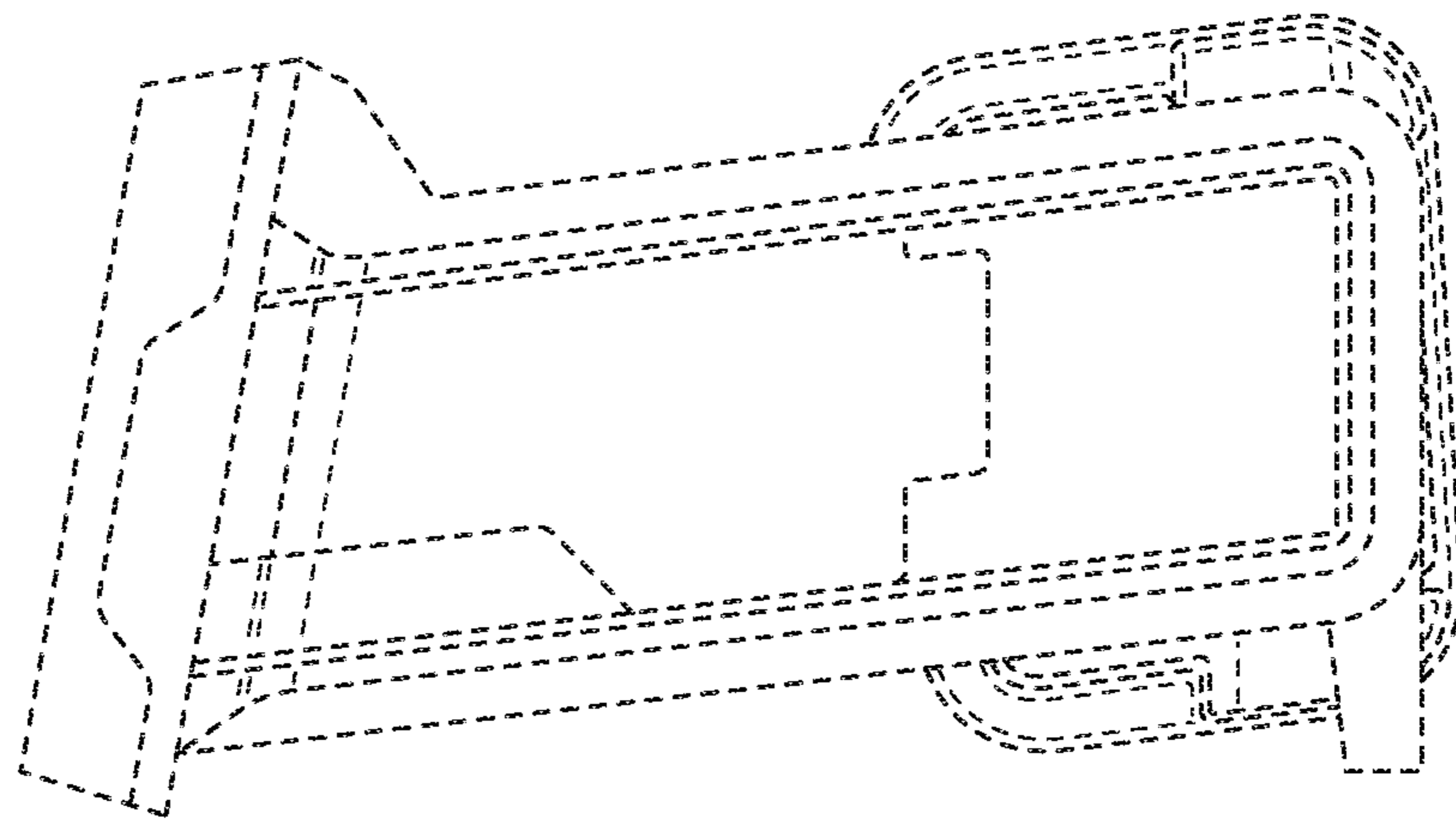


FIG. 7

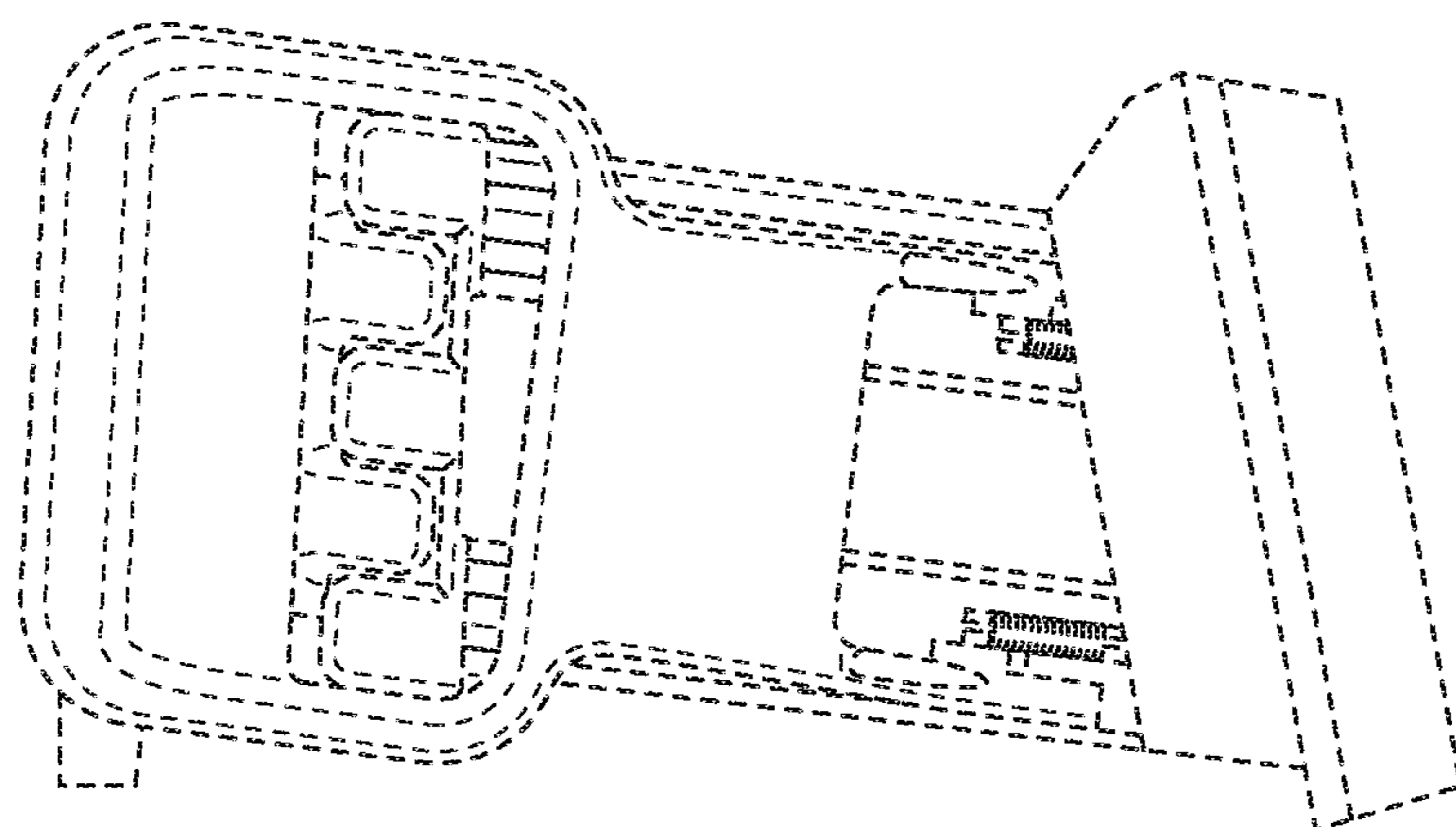


FIG. 8

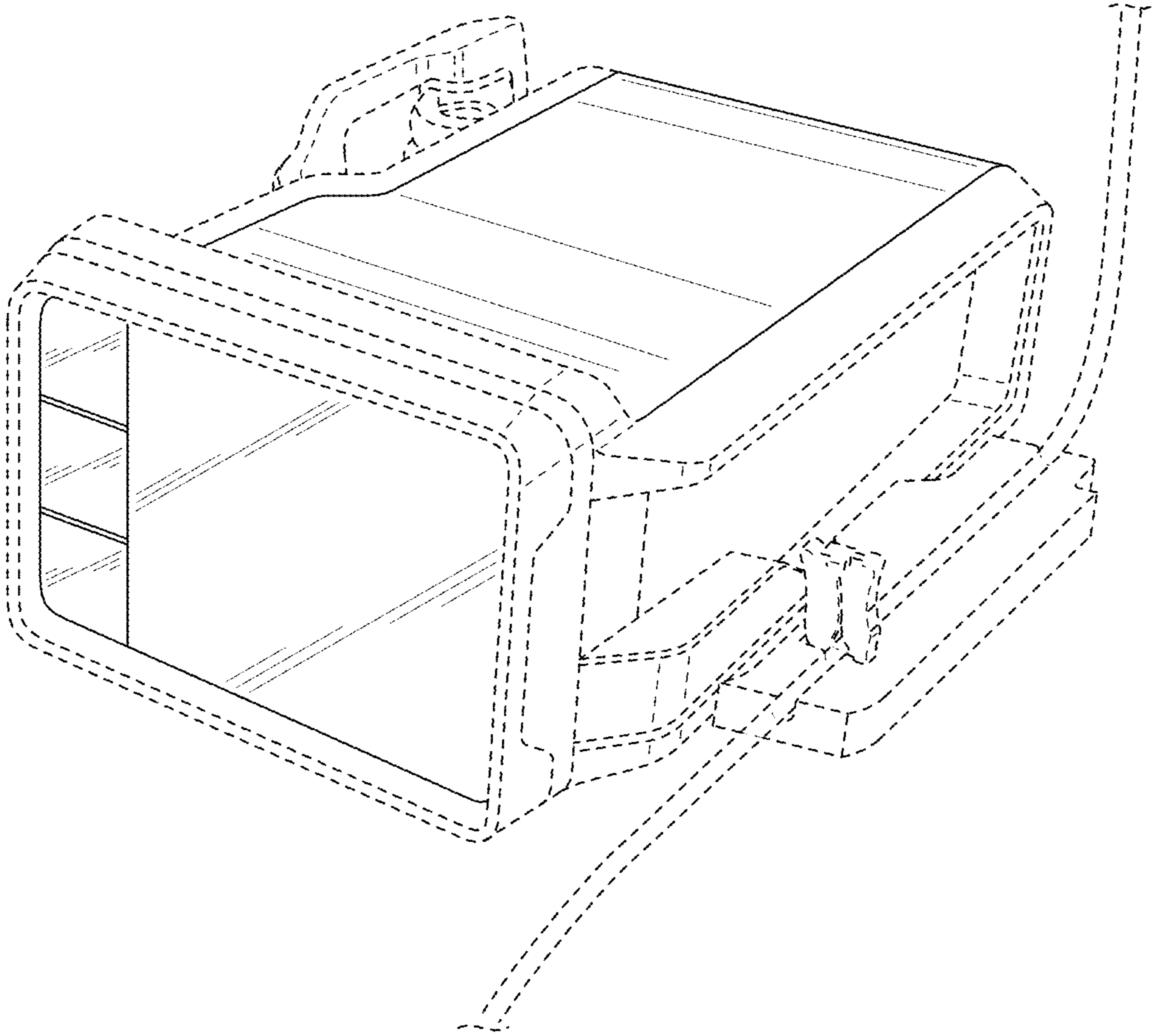


FIG. 9