



US00D814020S

(12) **United States Design Patent** (10) **Patent No.:** **US D814,020 S**  
**Bornholdt et al.** (45) **Date of Patent:** **\*\* Mar. 27, 2018**

(54) **FACE MASK FRAME FOR A RESPIRATORY INTERFACE**

(71) Applicant: **Fisher & Paykel Healthcare Limited**, Auckland (NZ)

(72) Inventors: **Melissa Catherine Bornholdt**, Auckland (NZ); **Max Leon Betteridge**, Auckland (NZ); **Hamish Joshua Rose**, Auckland (NZ)

(73) Assignee: **Fisher & Paykel Healthcare Limited** (NZ)

(\*\*) Term: **15 Years**

(21) Appl. No.: **29/576,702**

(22) Filed: **Sep. 6, 2016**

(51) **LOC (11) Cl.** ..... **29-02**

(52) **U.S. Cl.**  
USPC ..... **D24/110.4**

(58) **Field of Classification Search**  
USPC ..... D24/110-110.5, 127; D29/108, 122  
CPC ..... A61M 16/0622; A61M 16/0616; A61M 16/0633; A61M 16/06; A61M 16/0683; A61M 16/0605; A61M 16/0644; A61M 16/00

See application file for complete search history.

(56) **References Cited**

**U.S. PATENT DOCUMENTS**

5,662,101	A	9/1997	Ogden et al.	
D586,906	S *	2/2009	Stallard	D24/110.1
D635,661	S *	4/2011	Stallard	D24/110.1
D639,420	S *	6/2011	D'Souza	D24/110.1
D652,914	S *	1/2012	D'Souza	D24/110.1
D681,192	S *	4/2013	D'Souza	D24/110.1
D683,447	S *	5/2013	Olsen	D24/110.1
D693,459	S *	11/2013	Prentice	D24/110.1
D693,461	S *	11/2013	Rothermel	D24/110.4

D716,440	S *	10/2014	D'Souza	D24/110.1
D753,813	S *	4/2016	Ozolins	D24/110.1
D782,030	S *	3/2017	Prentice	D24/110.4
D782,031	S *	3/2017	Prentice	D24/110.4
D784,516	S *	4/2017	Prentice	D24/110.4
2004/0134497	A1	7/2004	Gunaratnam et al.	
2007/0044804	A1	3/2007	Matula, Jr. et al.	
2014/0305433	A1*	10/2014	Rothermel	A61M 16/06 128/202.27

(Continued)

**OTHER PUBLICATIONS**

Fisher & Paykel Healthcare Limited, Simplus Full Face Mask, 185048005 REVA, 2012.

*Primary Examiner* — Barbara Fox

*Assistant Examiner* — Lilyana Bekic

(74) *Attorney, Agent, or Firm* — Knobbe, Martens, Olson & Bear, LLP

(57) **CLAIM**

The ornamental design for a face mask frame for a respiratory interface, as shown and described.

**DESCRIPTION**

FIG. 1 is a front perspective view of a face mask frame for a respiratory interface, showing our new design.

FIG. 2 is a rear perspective view thereof.

FIG. 3 is a front view thereof.

FIG. 4 is a rear view of thereof.

FIG. 5 is a left side view thereof.

FIG. 6 is a right side view thereof.

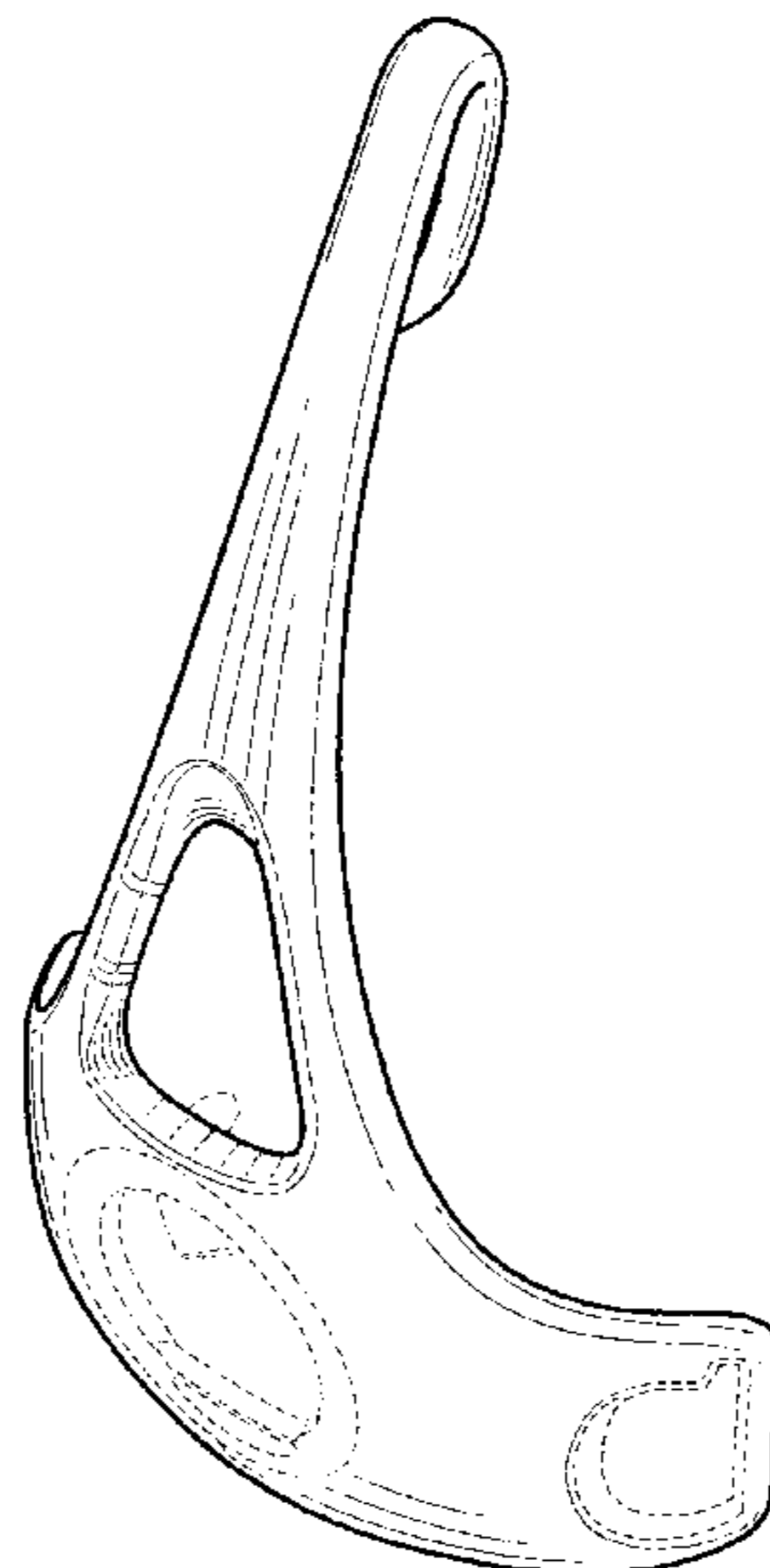
FIG. 7 is a top view thereof.

FIG. 8 is a bottom view thereof; and,

FIG. 9 is a cross-sectional view taken along line 9-9 in FIG. 3.

The broken lines in the drawings illustrate portions of the face mask frame which form no part of the claimed design.

**1 Claim, 9 Drawing Sheets**



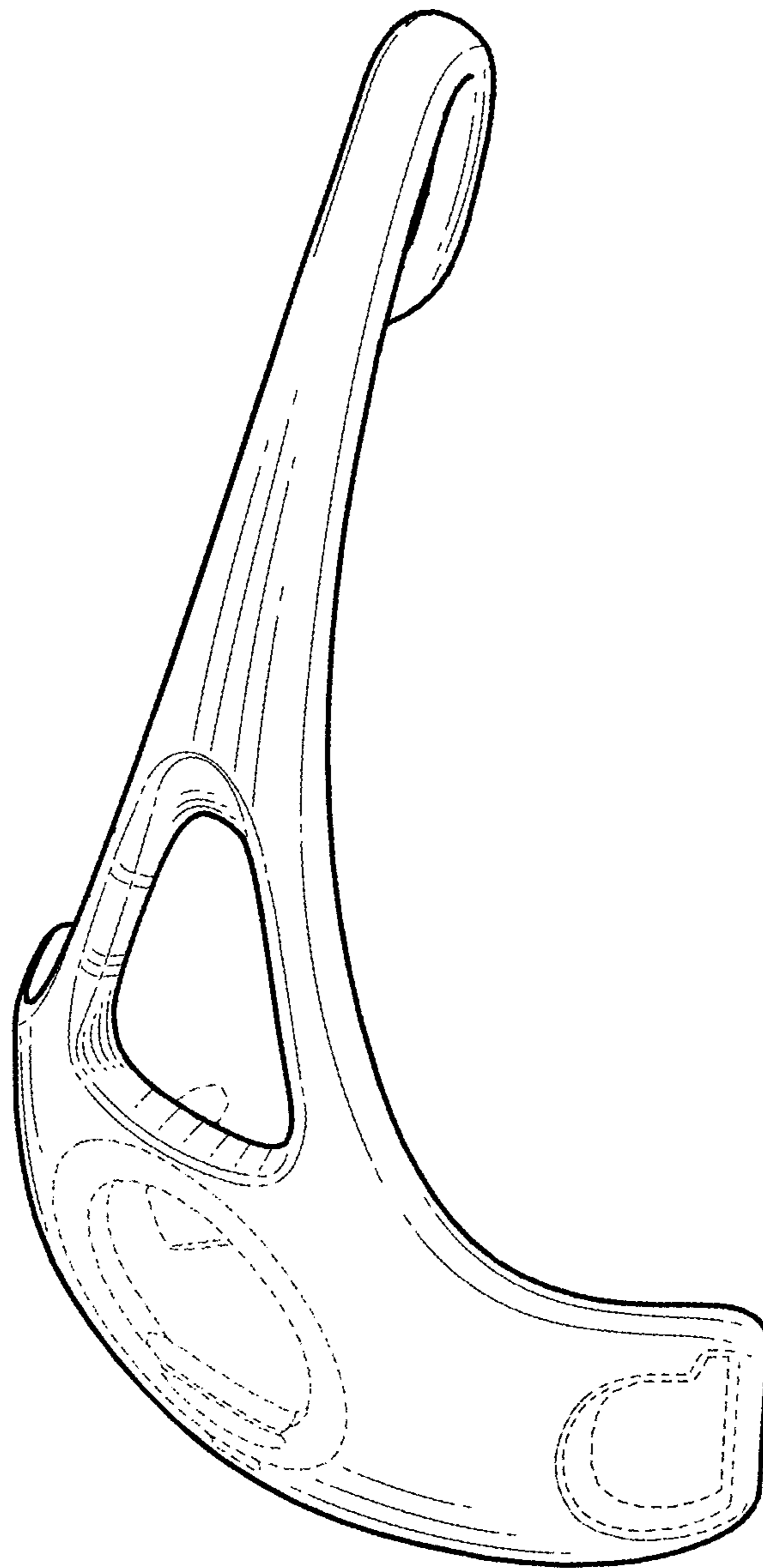
(56)

**References Cited**

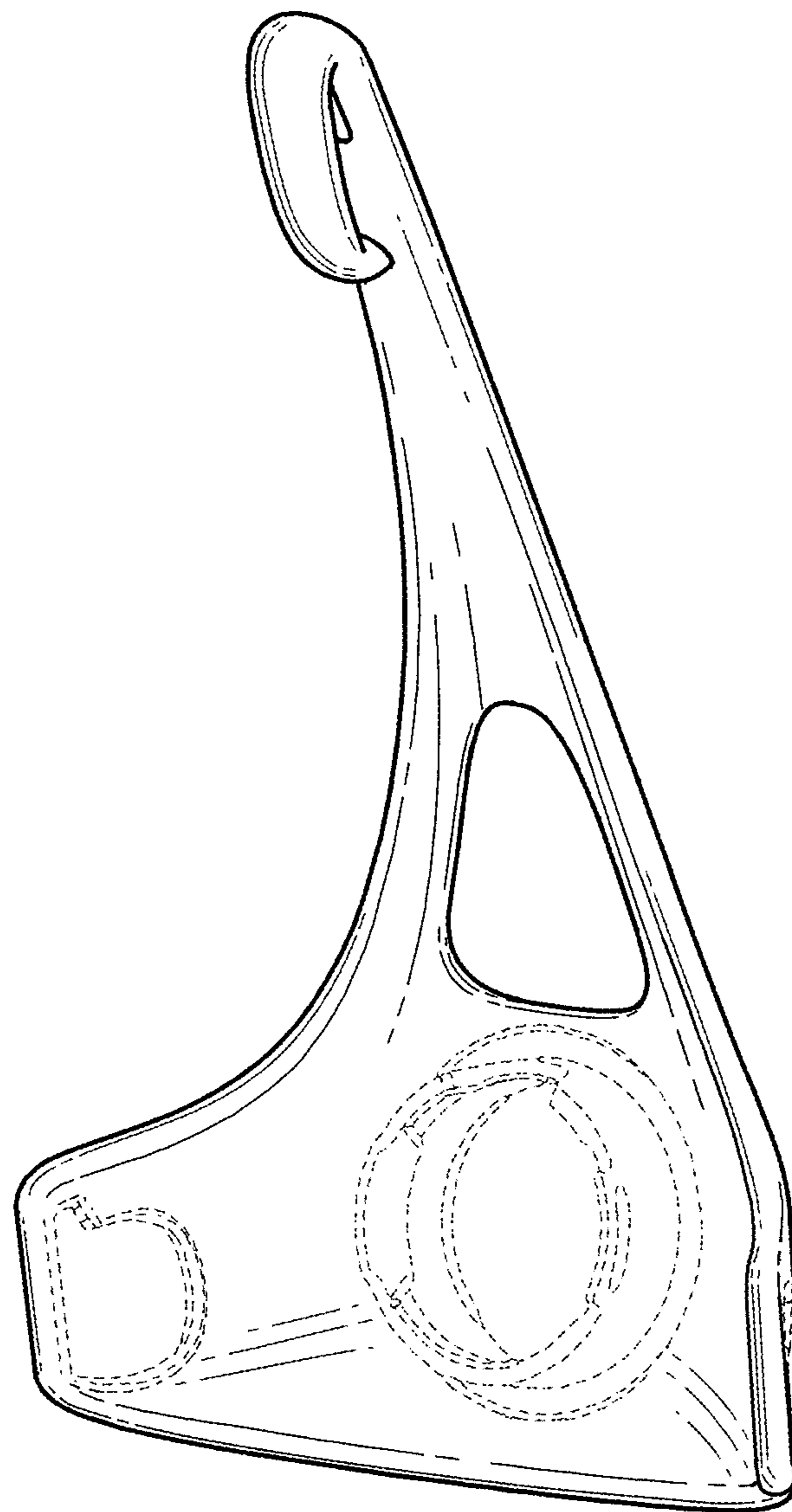
U.S. PATENT DOCUMENTS

2016/0008558 A1\* 1/2016 Huddart ..... A61M 16/06  
128/205.25  
2016/0067442 A1\* 3/2016 Salmon ..... A61M 16/0683  
128/205.25  
2016/0220781 A1\* 8/2016 Arrowsmith ..... A61M 16/208  
2016/0354572 A1\* 12/2016 Lim ..... A61M 16/0616  
2017/0065786 A1\* 3/2017 Stephenson ..... A61M 16/06

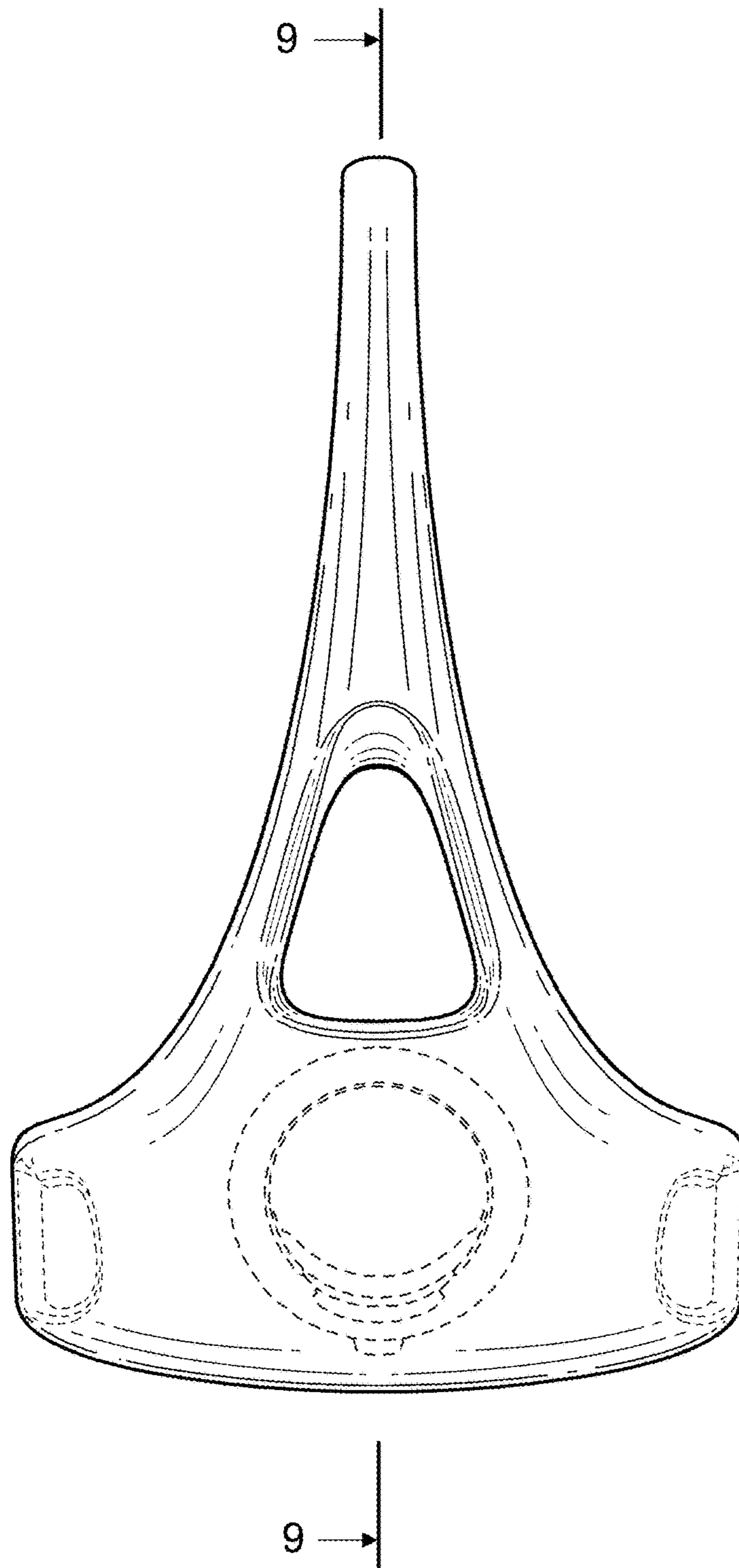
\* cited by examiner



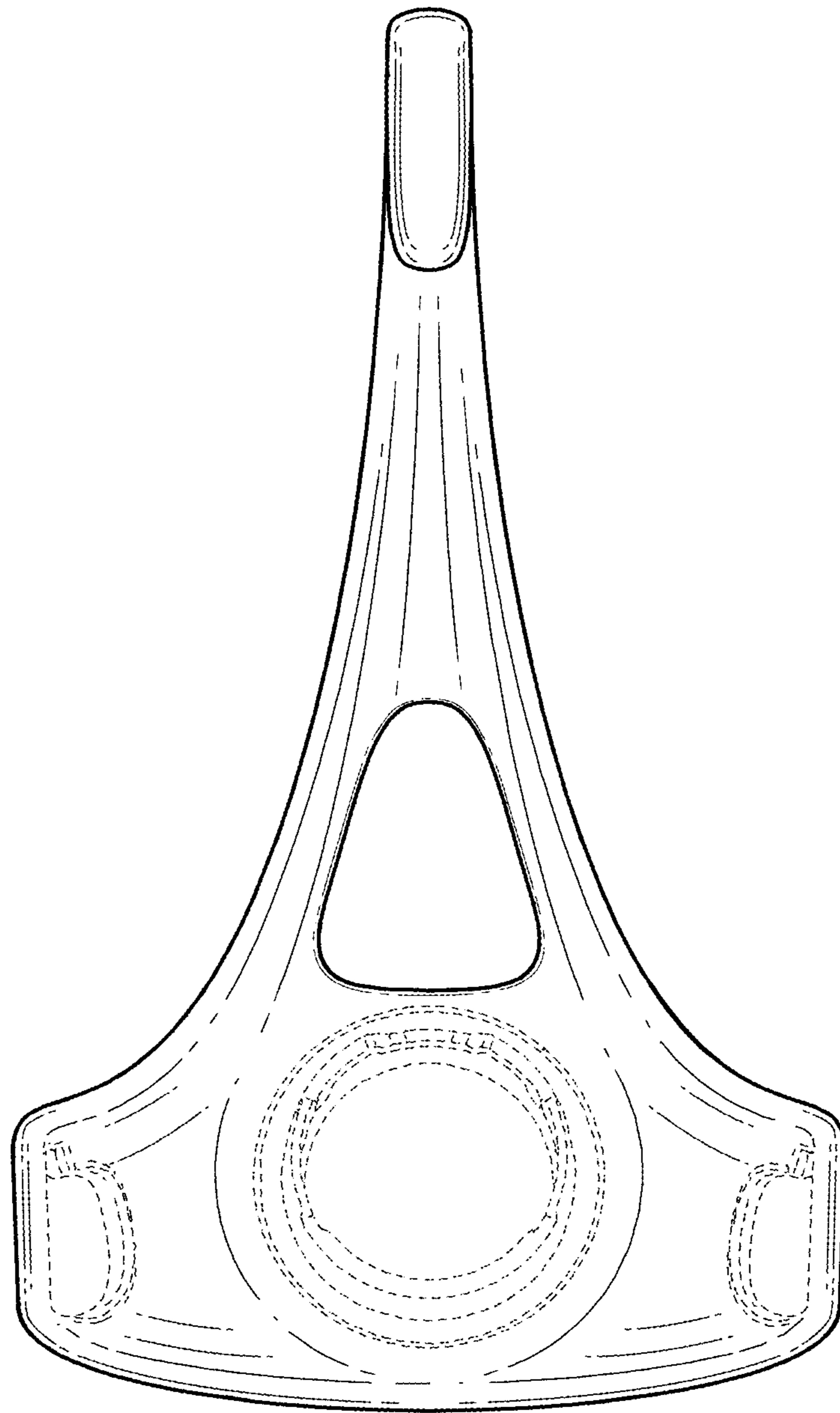
**FIG. 1**



**FIG. 2**



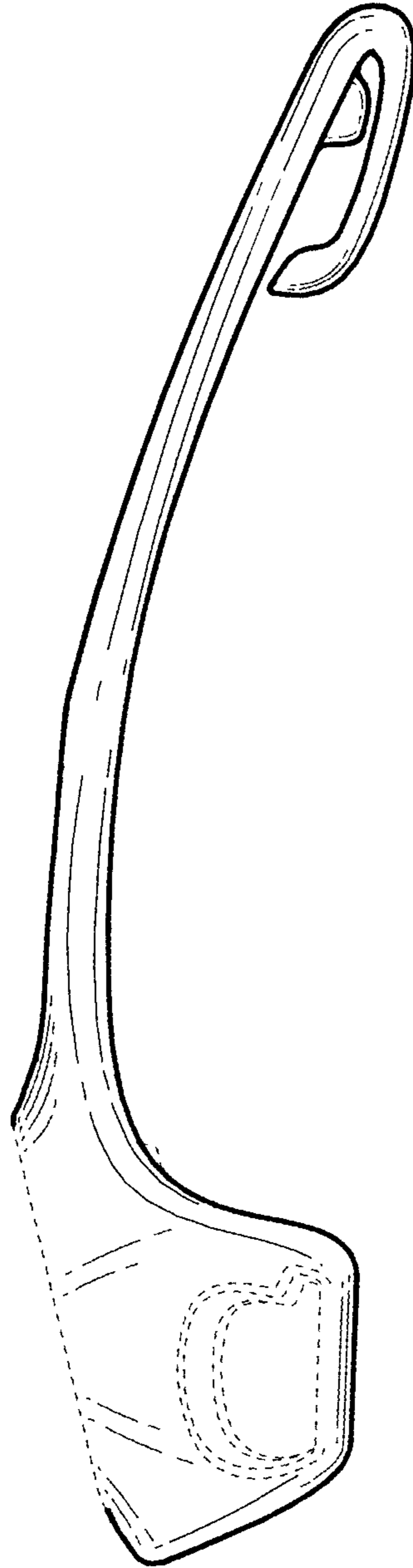
**FIG. 3**



**FIG. 4**

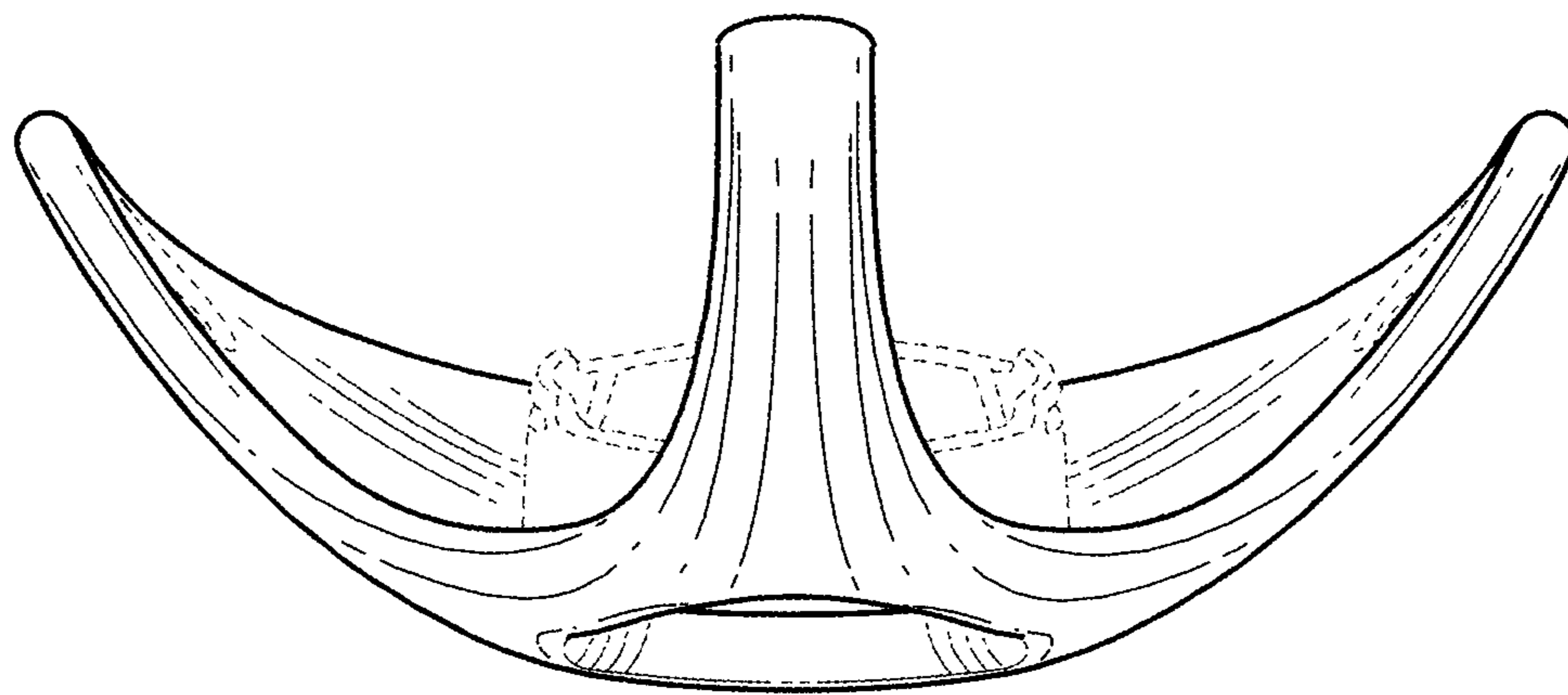


**FIG. 5**

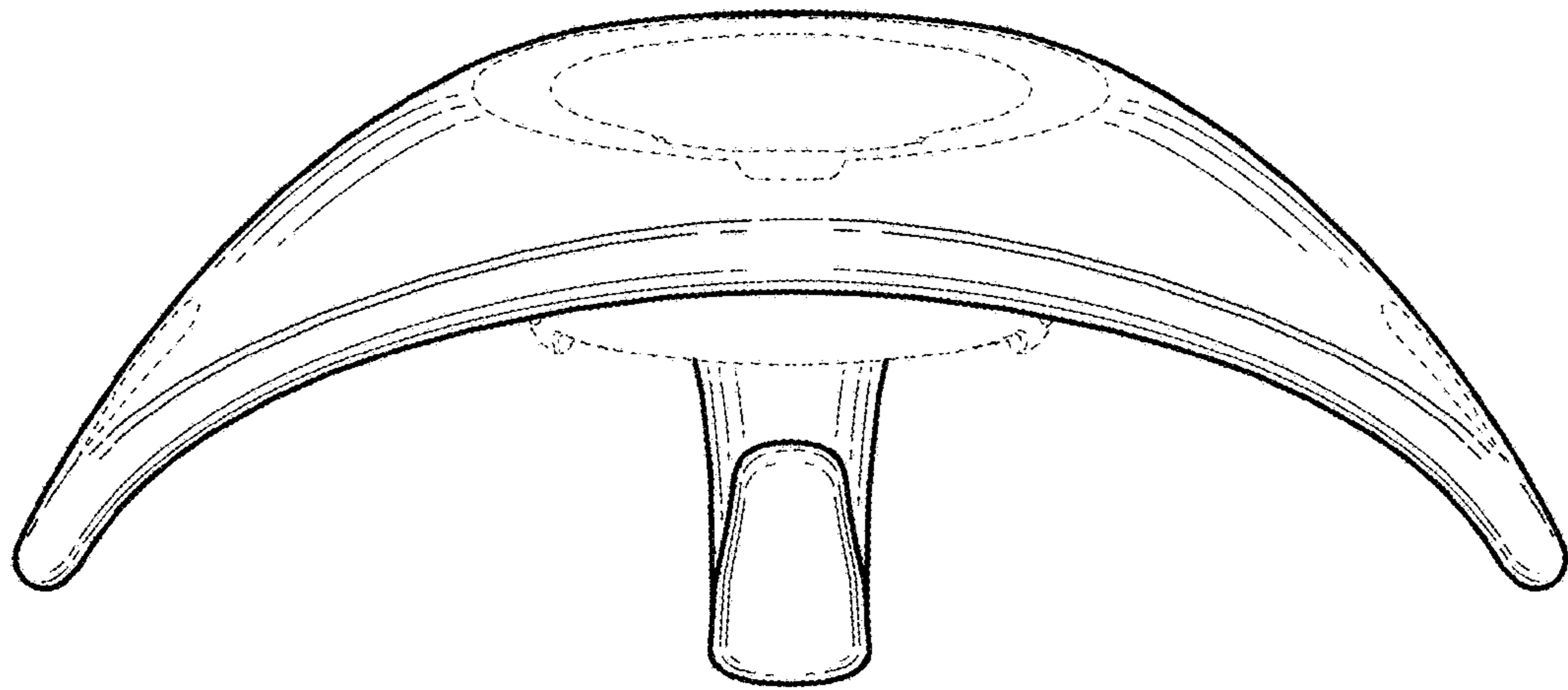


**FIG. 6**

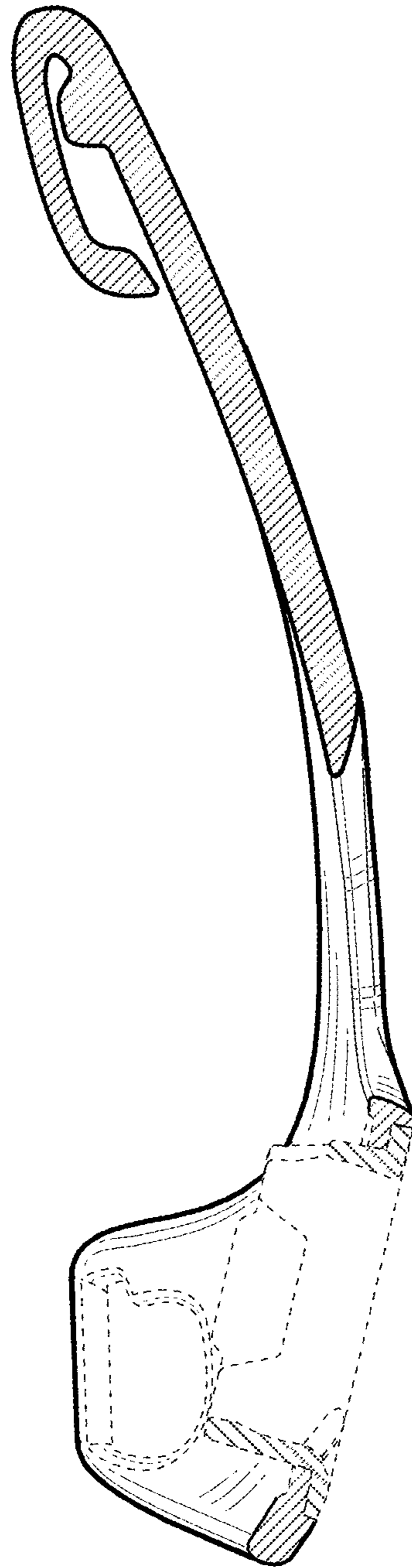




***FIG. 7***



**FIG. 8**



**FIG. 9**