

US00D814012S

(12) **United States Design Patent**
Spiegel et al.

(10) **Patent No.:** **US D814,012 S**

(45) **Date of Patent:** **** Mar. 27, 2018**

(54) **FAN ASSEMBLY**

(71) Applicant: **ENVION, LLC**, Sherman Oaks, CA
(US)

(72) Inventors: **Peter G. Spiegel**, Sherman Oaks, CA
(US); **Michael A. Pedersen**, Sherman
Oaks, CA (US)

(73) Assignee: **ENVION, LLC**, Sherman Oaks, CA
(US)

(**) Term: **15 Years**

(21) Appl. No.: **29/563,550**

(22) Filed: **May 5, 2016**

(51) **LOC (11) Cl.** **23-04**

(52) **U.S. Cl.**
USPC **D23/378**

(58) **Field of Classification Search**
USPC D23/370, 371, 373, 377-379, 381, 382,
D23/385-388, 411, 412, 356, 358, 359,
D23/363, 328, 332, 335, 342; D26/59;
D13/179

CPC F04D 25/088; F04D 29/005; F04D 29/601;
F04D 29/324; F21V 33/0096; F21V
33/0092; F24F 13/078

See application file for complete search history.

(56) **References Cited**

U.S. PATENT DOCUMENTS

D479,593 S * 9/2003 Fok D23/378
D479,743 S * 9/2003 Fok D23/378
D483,466 S * 12/2003 Shapiro D23/378
D530,411 S * 10/2006 Shapiro D23/314

7,118,323 B2 * 10/2006 Iyer F04D 17/04
415/224
D574,476 S * 8/2008 Spiegel D23/364
D580,541 S * 11/2008 Bucher D23/378
D581,038 S * 11/2008 Boswell D23/378
D588,251 S * 3/2009 Spiegel D23/364
D588,686 S * 3/2009 Spiegel D23/364
D634,836 S * 3/2011 Lewis D23/378
D672,866 S * 12/2012 Levano D23/341
D685,078 S * 6/2013 Sidell D23/378
D744,628 S * 12/2015 Alexander D23/370
D757,922 S * 5/2016 Tang D23/364
D757,923 S * 5/2016 Tang D23/364
D776,248 S * 1/2017 Lewis D23/370

* cited by examiner

Primary Examiner — Janice Hallmark

(74) *Attorney, Agent, or Firm* — Eversheds Sutherland
(US) LLP

(57) **CLAIM**

The ornamental design for a fan assembly, as shown and described.

DESCRIPTION

FIG. 1 is an isometric view of a fan assembly showing our new design;

FIG. 2 is a front view thereof;

FIG. 3 is a rear view thereof;

FIG. 4 is a side view thereof;



FIG. 5 is a side view thereof;

FIG. 6 is a top view thereof; and,

FIG. 7 is a bottom view thereof.

The broken lines in the drawings depict parts of the fan assembly that form no part of the claimed design.

1 Claim, 7 Drawing Sheets



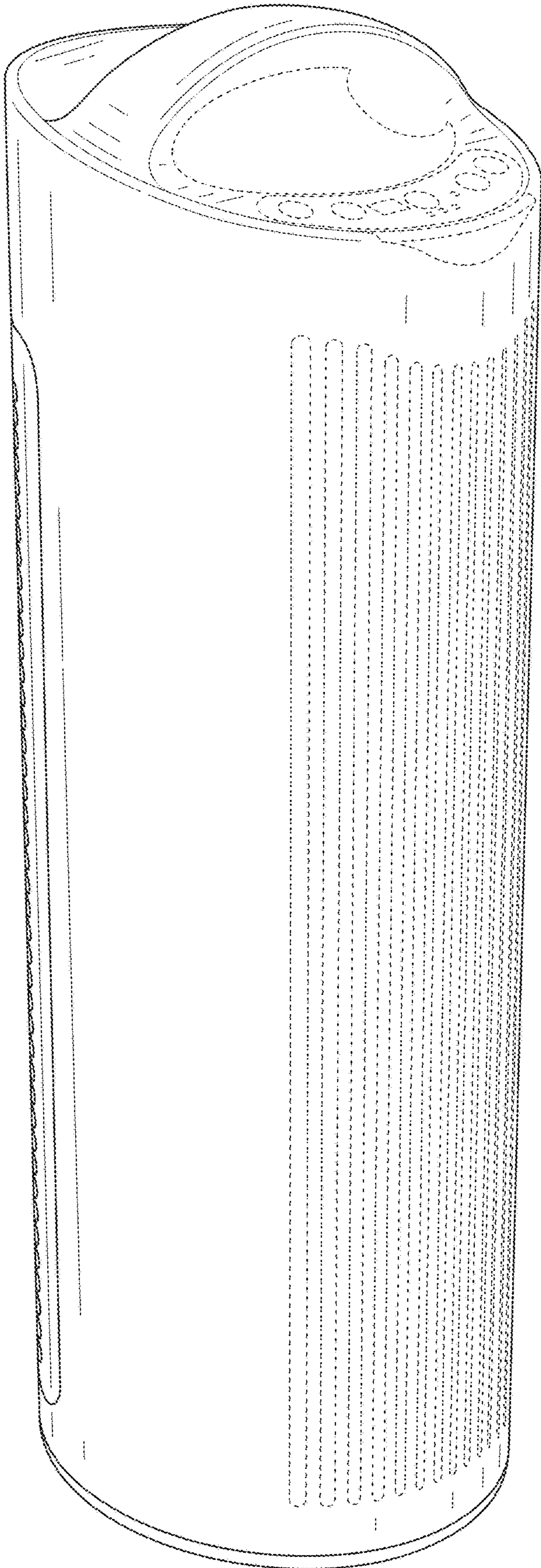


FIG. 1




FIG. 2




FIG. 3




FIG. 4




FIG. 5

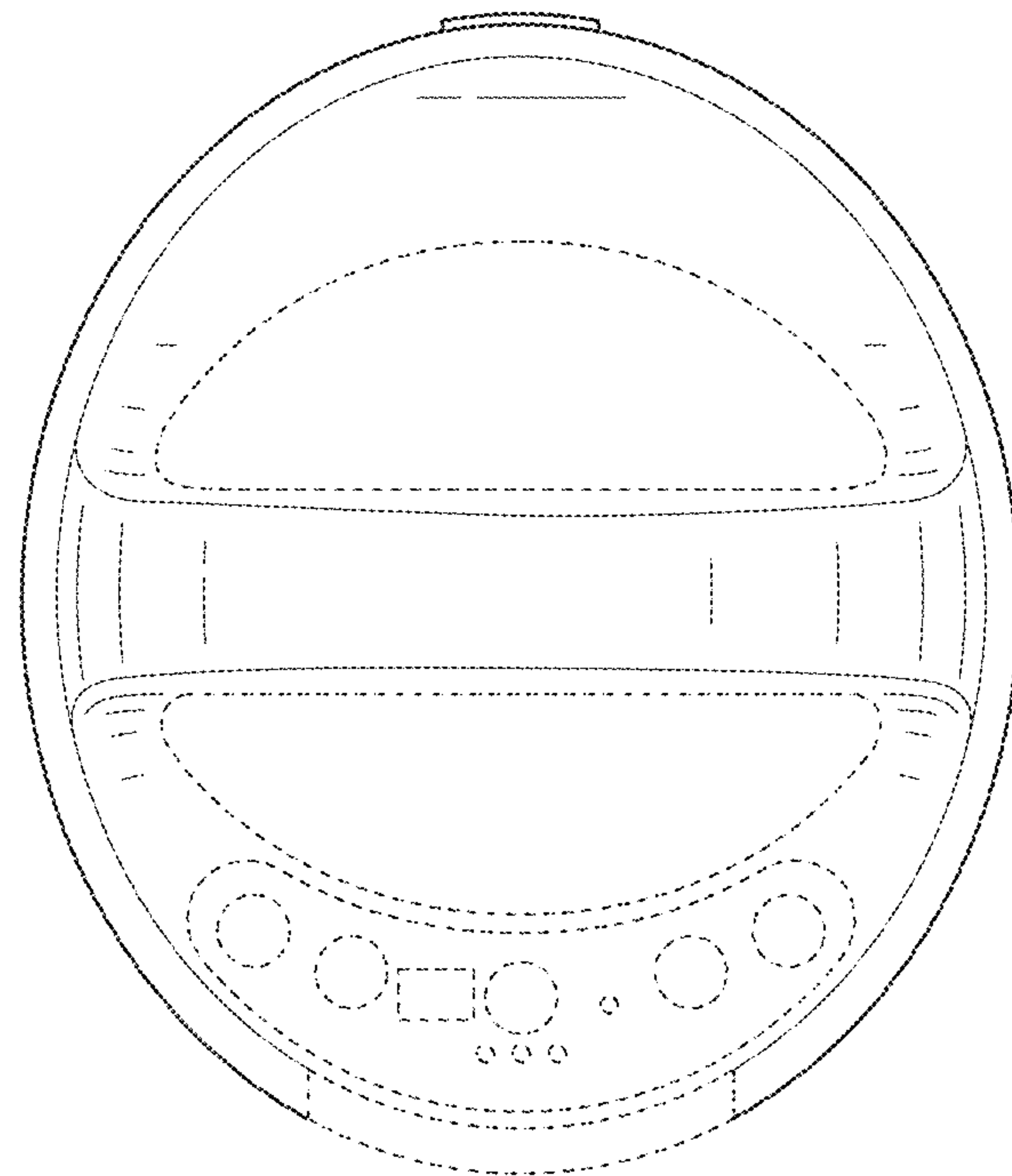


FIG. 6

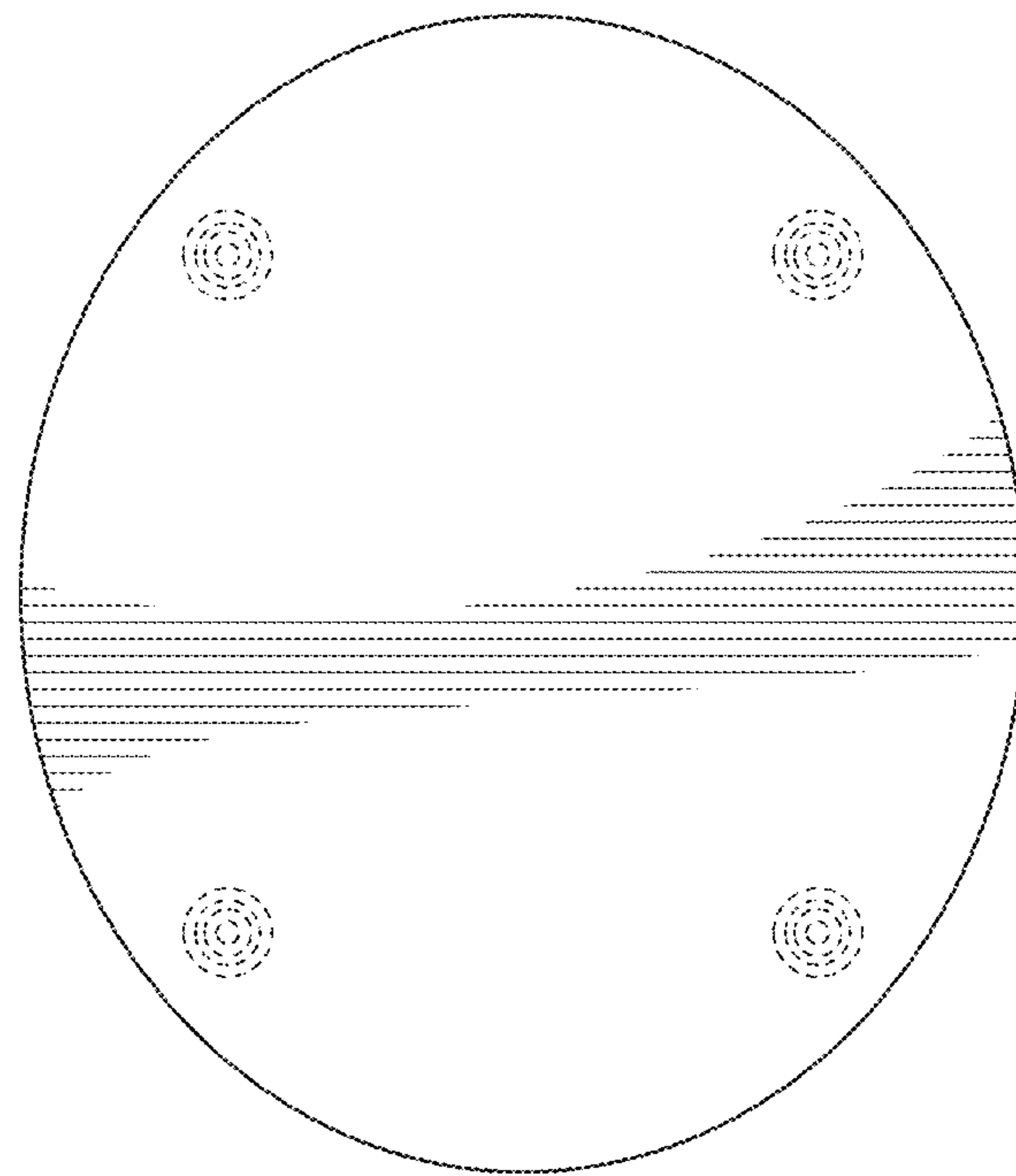


FIG. 7