



US00D814005S

(12) **United States Design Patent**  
**Morikawa et al.**

(10) **Patent No.:** **US D814,005 S**  
(45) **Date of Patent:** **\*\* Mar. 27, 2018**

(54) **OUTDOOR UNIT FOR AIR CONDITIONER**

(71) Applicant: **MITSUBISHI ELECTRIC CORPORATION**, Tokyo (JP)

(72) Inventors: **Yudai Morikawa**, Tokyo (JP); **Yutaka Aoyama**, Tokyo (JP)

(73) Assignee: **Mitsubishi Electric Corporation**, Tokyo (JP)

(\*\*) Term: **15 Years**

(21) Appl. No.: **29/599,159**

(22) Filed: **Mar. 31, 2017**

(30) **Foreign Application Priority Data**

Oct. 7, 2016 (JP) ..... 2016-021908

(51) **LOC (11) Cl.** ..... **23-04**

(52) **U.S. Cl.**  
USPC ..... **D23/351**

(58) **Field of Classification Search**  
USPC ..... D23/333, 335, 341, 342, 351, 353, 354,  
D23/355, 356, 359, 364, 365, 370, 385,  
D23/386, 388, 393  
CPC .... F24F 1/00; F24F 1/0007; F24F 1/02; F24F  
1/08; F24F 1/42; F24F 1/56; F24F 1/60;  
F24F 3/044; F24F 3/048; F24F 3/16;  
F24F 7/00; F24F 7/04; F24F 12/001;  
F24F 12/006  
See application file for complete search history.

(56) **References Cited**

**U.S. PATENT DOCUMENTS**

D435,095 S \* 12/2000 Nanjo ..... D23/351  
D603,495 S \* 11/2009 Sata ..... D23/351

D603,948 S \* 11/2009 Ishihara ..... D23/351  
D604,400 S \* 11/2009 Sata ..... D23/351  
D605,271 S \* 12/2009 Sata ..... D23/351  
D617,886 S \* 6/2010 Sata ..... D23/351  
D617,887 S \* 6/2010 Sata ..... D23/351  
D628,685 S \* 12/2010 Aoyama ..... D23/351  
D629,091 S \* 12/2010 Maezawa ..... D23/351  
D653,740 S \* 2/2012 Satou ..... D23/351  
D653,741 S \* 2/2012 Tsuji ..... D23/351  
D653,742 S \* 2/2012 Satou ..... D23/351  
D683,836 S \* 6/2013 Suzuki ..... D23/351  
D775,715 S \* 1/2017 Kim ..... D23/351

\* cited by examiner

*Primary Examiner* — George D. Kirschbaum

*Assistant Examiner* — Natasha Vujcic

(74) *Attorney, Agent, or Firm* — Studebaker & Brackett PC

(57) **CLAIM**

The ornamental design for an outdoor unit for air conditioner, as shown and described.

**DESCRIPTION**

FIG. 1 is a front perspective view of the front, right, and top sides of an outdoor unit for air conditioner showing our new design;

FIG. 2 is a front view thereof;

FIG. 3 is a rear view thereof;

FIG. 4 is a left side view thereof;

FIG. 5 is a right side view thereof;

FIG. 6 is a top plan view thereof; and,

FIG. 7 is a bottom plan view thereof.

The broken lines shown represent unclaimed subject matter of the outdoor unit for air conditioner and form no part of the claimed design. The dash-dot lines represent the boundary between the claimed design and unclaimed design and form no part of the claimed design.

**1 Claim, 6 Drawing Sheets**

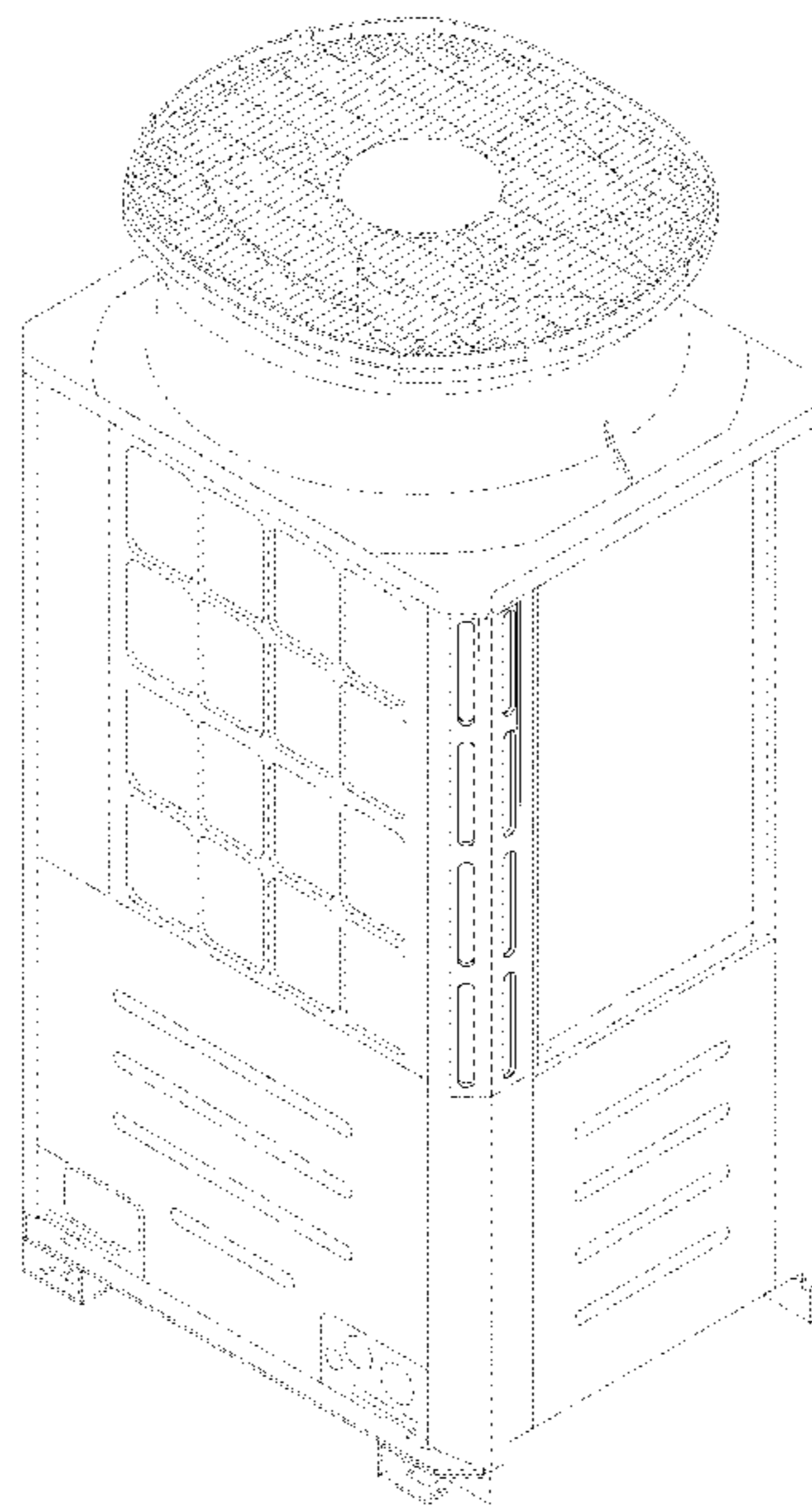


Fig. 1




Fig. 2




Fig. 3




Fig. 4

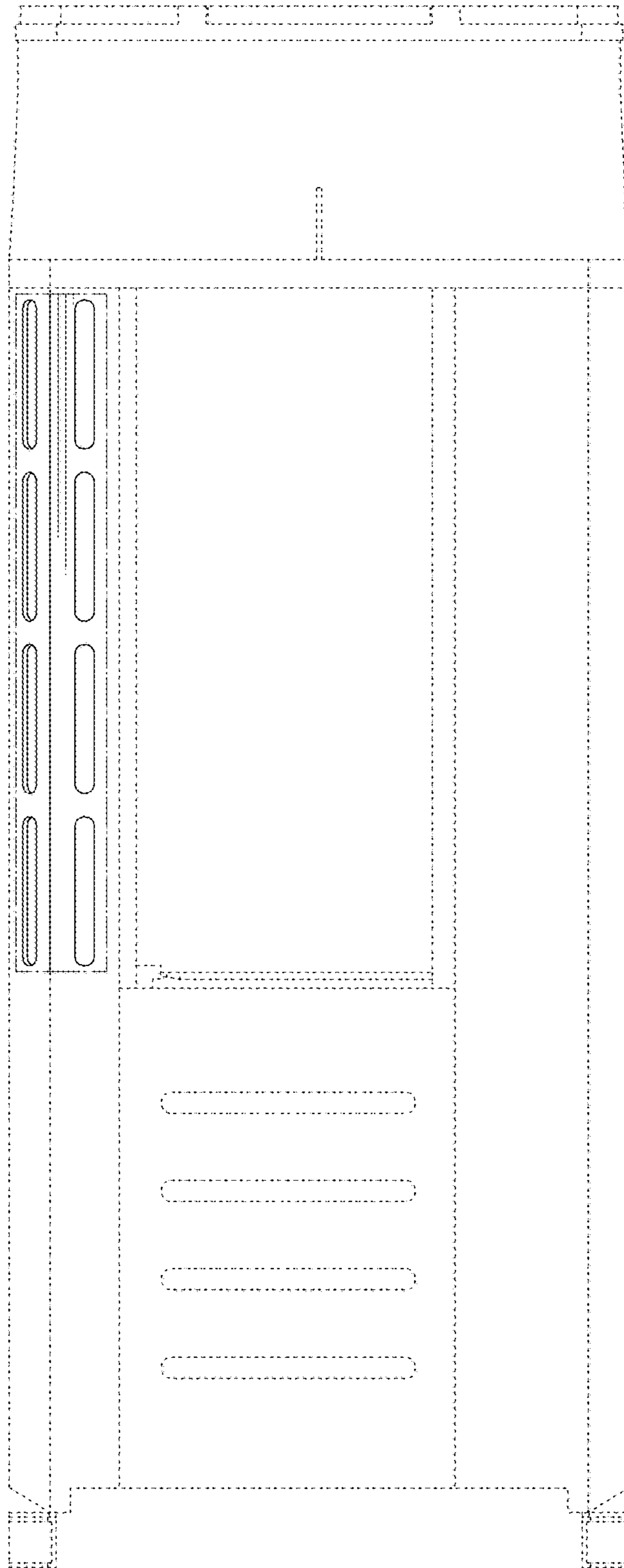


Fig. 5

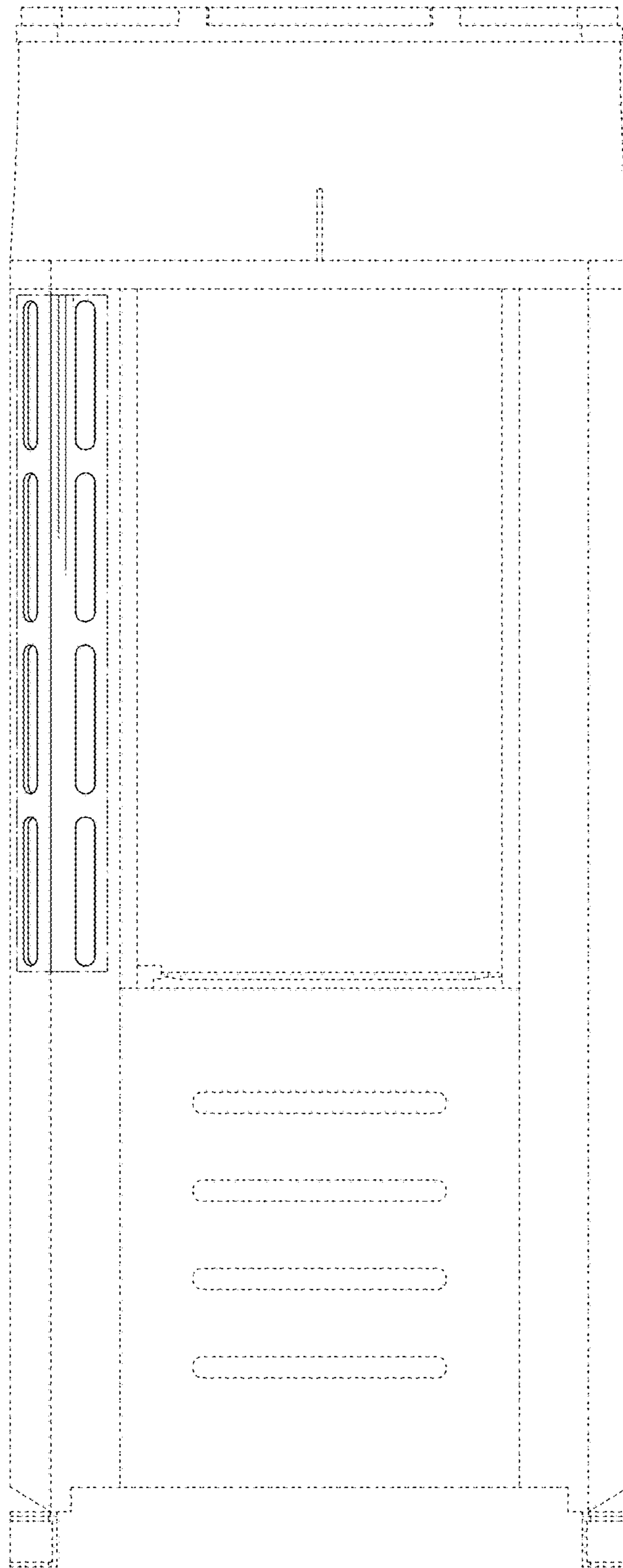


Fig. 6

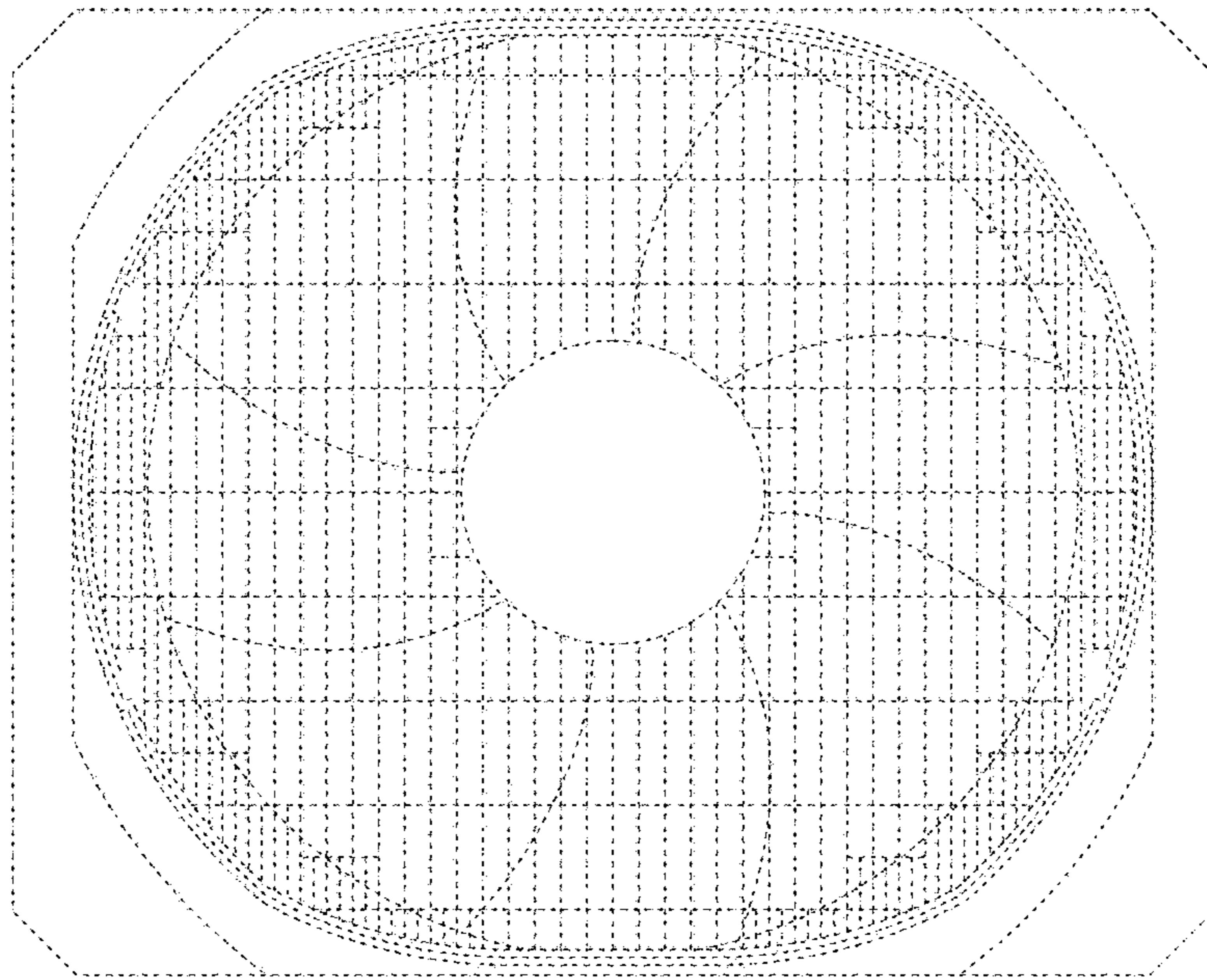


Fig. 7

