



US00D814000S

(12) **United States Design Patent**
Qiao et al.

(10) **Patent No.:** **US D814,000 S**
(45) **Date of Patent:** **** Mar. 27, 2018**

(54) **AIR CONDITIONER**

(71) Applicant: **Gree Electric Appliances, Inc. of Zhuhai, Zhuhai (CN)**

(72) Inventors: **Xiwei Qiao, Zhuhai (CN); Sha Li, Zhuhai (CN); Guangyu Chen, Zhuhai (CN)**

(73) Assignee: **Gree Electric Appliances, Inc. of Zhuhai, Zhuhai (CN)**

(**) Term: **15 Years**

(21) Appl. No.: **29/578,154**

(22) Filed: **Sep. 19, 2016**

(30) **Foreign Application Priority Data**

Mar. 24, 2016 (CN) 2016 3 0089473

(51) **LOC (11) Cl.** **23-04**

(52) **U.S. Cl.**
USPC **D23/333**

(58) **Field of Classification Search**

USPC D23/333, 335, 341, 342, 351, 353, 354,
D23/355, 356, 359, 364, 365, 370, 385,
D23/386, 388, 393

CPC F24F 1/00; F24F 1/0007; F24F 1/02; F24F
1/08; F24F 1/42; F24F 1/56; F24F 1/60;
F24F 3/044; F24F 3/048; F24F 3/16;
F24F 7/00; F24F 7/04; F24F 12/001;
F24F 12/006

See application file for complete search history.

(56) **References Cited**

U.S. PATENT DOCUMENTS

D322,669 S * 12/1991 Yamamoto D23/378
D423,093 S * 4/2000 Fok D23/370

D468,414 S * 1/2003 Fok D23/328
D481,783 S * 11/2003 Fok D23/335
D483,457 S * 12/2003 Wang D23/336
D487,141 S * 2/2004 Gao D23/335
D499,473 S * 12/2004 Ching D23/335
D516,687 S * 3/2006 Shapiro D23/332
D533,264 S * 12/2006 Blateri D23/335
D545,951 S * 7/2007 Bucher D23/335
D591,840 S * 5/2009 Gao D23/332
D594,110 S * 6/2009 Bucher D23/382

* cited by examiner

Primary Examiner — George D. Kirschbaum

Assistant Examiner — Natasha Vujcic

(74) *Attorney, Agent, or Firm* — Sheppard Mullin Richter & Hampton LLP

(57) **CLAIM**

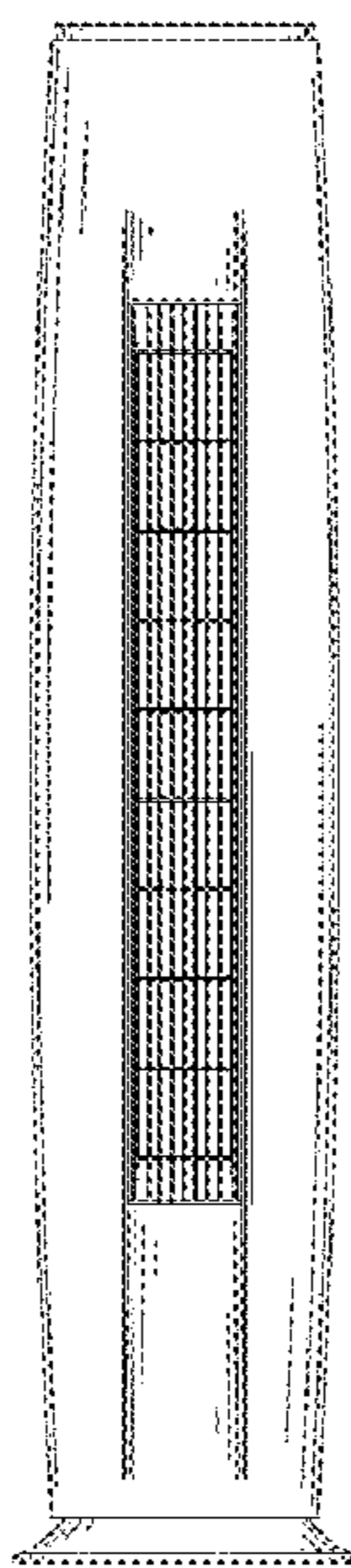
The ornamental design for an air conditioner, as shown and described.

DESCRIPTION

FIG. 1 is a front elevation view of an air conditioner, in accordance with the invention;
FIG. 2 is a rear elevation view thereof;
FIG. 3 is a right side elevation view thereof;
FIG. 4 is a left side elevation view thereof;
FIG. 5 is a top view thereof;
FIG. 6 is a bottom view thereof; and,
FIG. 7 is a front elevation view of the air conditioner in a shutoff state.

The broken lines in the drawings illustrate portions of the air conditioner, which form no part of the claimed design.

1 Claim, 7 Drawing Sheets



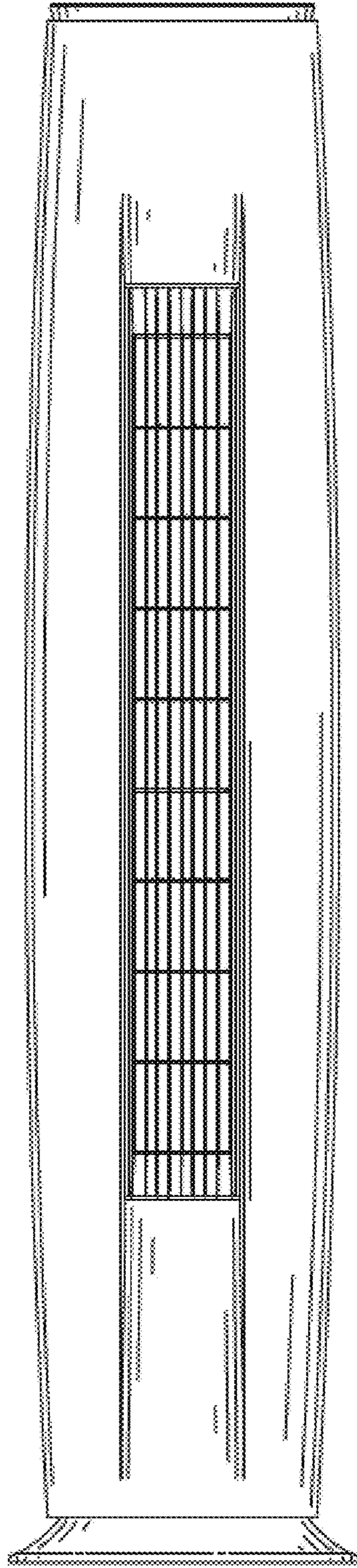


FIG. 1

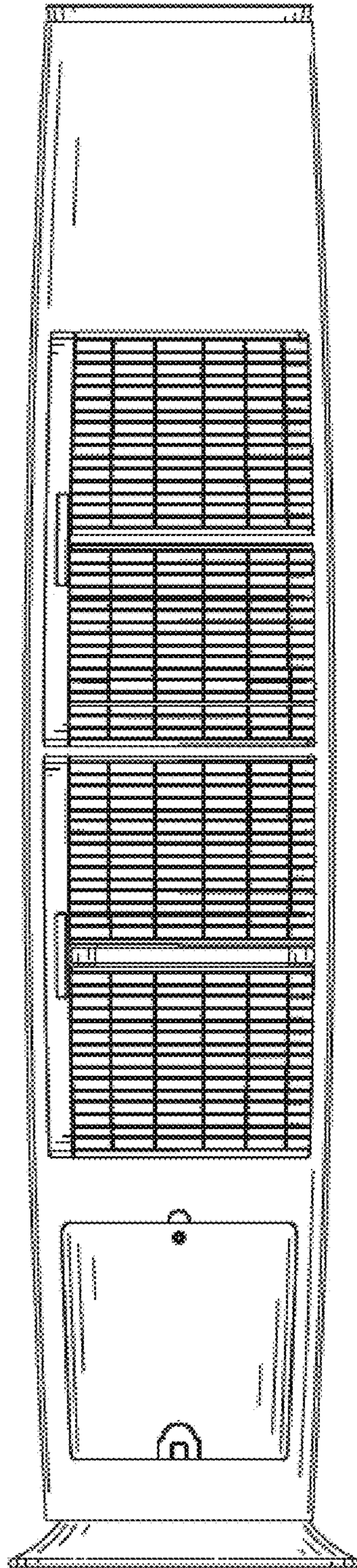


FIG. 2

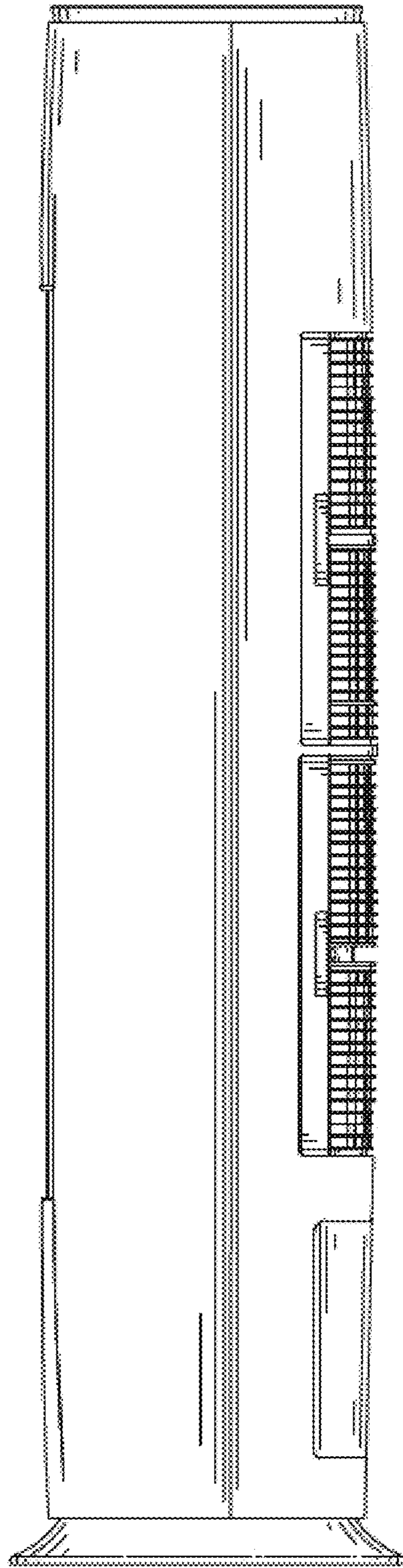


FIG. 3

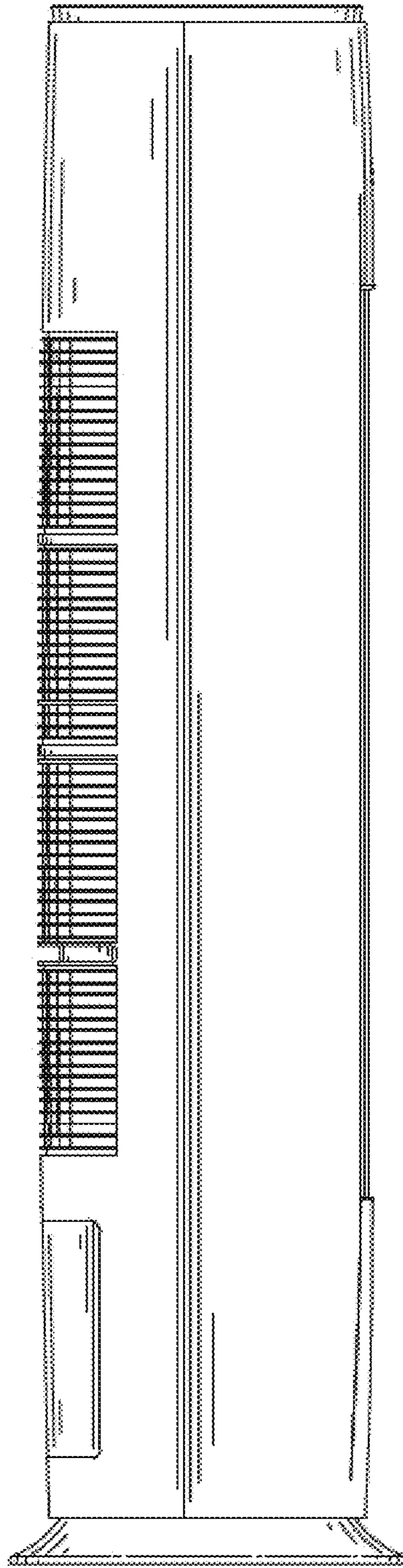


FIG. 4

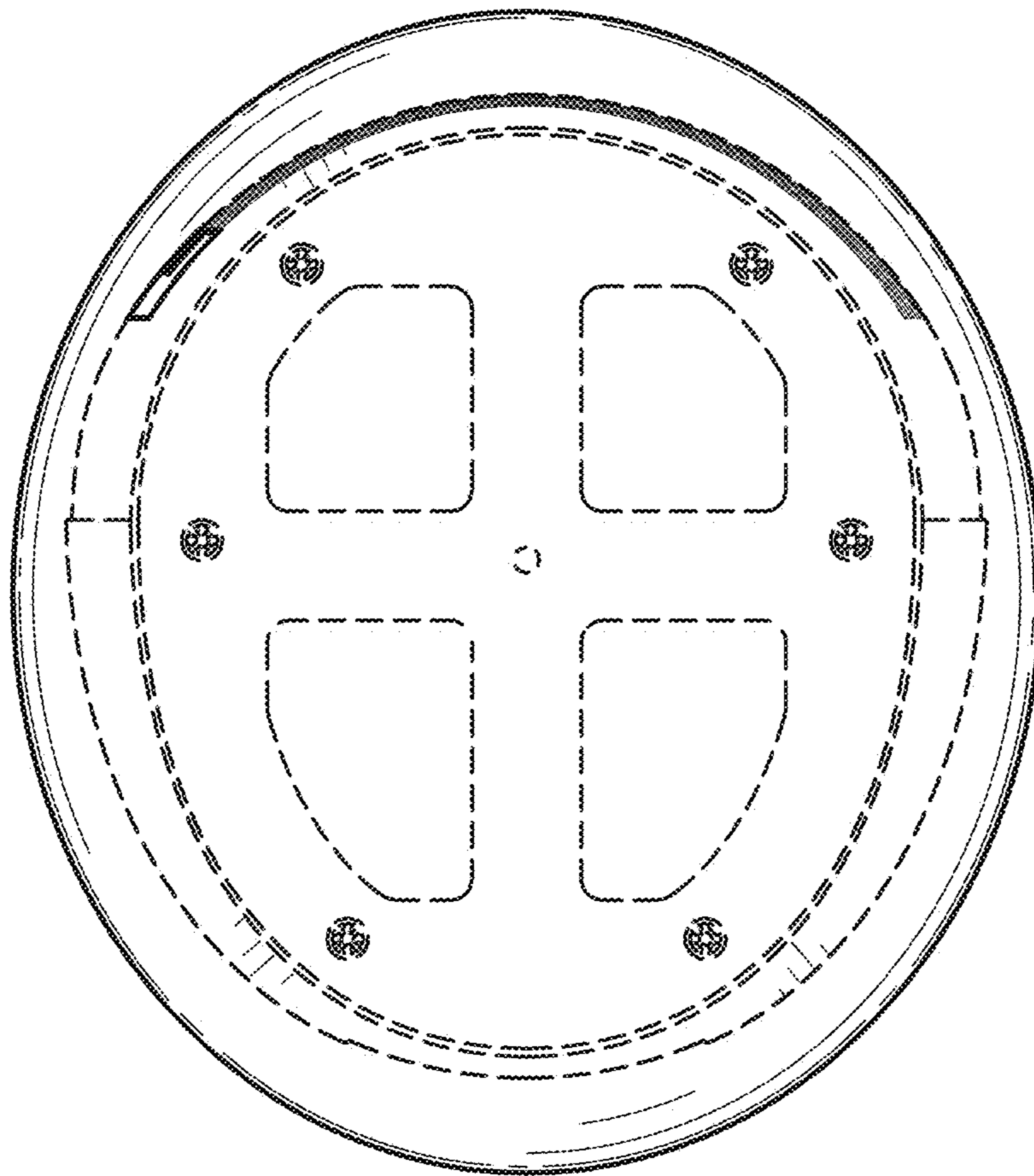


FIG. 5

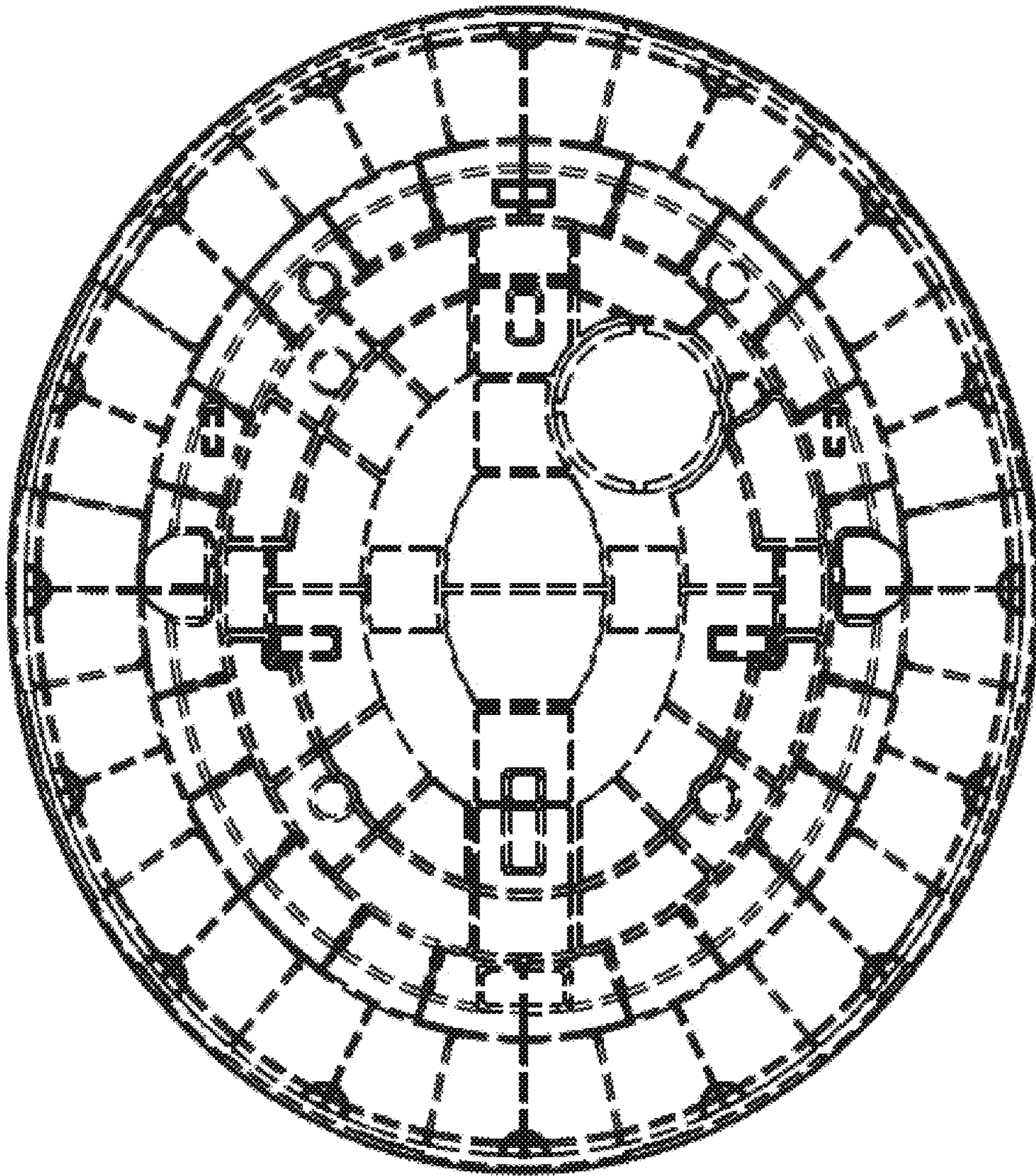


FIG. 6




FIG. 7