



US00D813969S

(12) **United States Design Patent**
Kwon et al.

(10) **Patent No.:** **US D813,969 S**
(45) **Date of Patent:** **** Mar. 27, 2018**

- (54) **JUNGLE GYM**
- (71) Applicant: **Colorwoods Inc.**, Seoul (KR)
- (72) Inventors: **Sun Il Kwon**, Seoul (KR); **Jin Ra Park**, Seoul (KR)
- (73) Assignee: **Colorwoods Inc.**, Seoul (KR)
- (**) Term: **15 Years**
- (21) Appl. No.: **29/581,957**
- (22) Filed: **Oct. 24, 2016**
- (30) **Foreign Application Priority Data**
Apr. 22, 2016 (KR) 30-2016-0019307
- (51) **LOC (11) Cl.** **21-02**
- (52) **U.S. Cl.**
USPC **D21/826**; D21/818
- (58) **Field of Classification Search**
USPC D21/811, 814, 818-822, 826-827
CPC A63B 9/00; A63B 2009/006; A63G
21/00-21/22
See application file for complete search history.

(56) **References Cited**

U.S. PATENT DOCUMENTS

D126,367 S *	4/1941	Harrison	D21/826
2,720,430 A *	10/1955	Meng	E04G 1/34 182/115
D180,902 S *	9/1957	Goundle et al.	D21/826
D186,122 S *	9/1959	Zierhut	D21/827
D187,138 S *	2/1960	Highberger	482/27
3,485,494 A *	12/1969	Lieberman	A63B 9/00 482/35
3,561,757 A *	2/1971	Schillig	A63B 9/00 434/403
D238,889 S *	2/1976	Holmquist	D21/818
D250,783 S *	1/1979	Dieter	472/116

D268,858 S *	5/1983	Works	D21/822
D330,741 S *	11/1992	Matsch	D21/826
D343,670 S *	1/1994	Petersheim	D21/826
5,865,680 A *	2/1999	Briggs	A63B 9/00 472/128
6,383,084 B1 *	5/2002	McEachen	A63B 9/00 472/116
D468,386 S *	1/2003	Frank	D21/818
D472,954 S *	4/2003	Kohler	D21/826
D481,094 S *	10/2003	Van Deusen	D21/820
D498,282 S *	11/2004	Gertschen	D21/826
D536,052 S *	1/2007	Han	D21/822
D577,408 S *	9/2008	Ketcherside	D21/821
D589,110 S *	3/2009	Ketcherside	D21/818
D594,079 S *	6/2009	Ketcherside	D21/821
D615,607 S *	5/2010	Hwang	D21/826
D620,066 S *	7/2010	Kohler	D21/826
D743,499 S *	11/2015	Eroglu	D21/826
D761,371 S *	7/2016	Feiereisen	D21/826
D771,764 S *	11/2016	Stenzel	D21/826

* cited by examiner

Primary Examiner — Mitchell I. Siegel
(74) *Attorney, Agent, or Firm* — Novick, Kim & Lee, PLLC; Sang Ho Lee


(57) **CLAIM**

We claim the ornamental design for a jungle gym, as shown and described.

DESCRIPTION

FIG. 1 is a perspective view of a jungle gym, showing our new design;
FIG. 2 is a front elevational view thereof;
FIG. 3 is a rear elevational view thereof;
FIG. 4 is a left side elevational view thereof;
FIG. 5 is a right side elevational view thereof; and,
FIG. 6 is a top plan view thereof.
The undisclosed bottom view of the jungle gym is flat and unornamented and does not form part of the claimed design.

1 Claim, 6 Drawing Sheets






FIG. 1




FIG. 2




FIG. 3




FIG. 4




FIG. 5




FIG. 6