



US00D813957S

(12) **United States Design Patent**
Hatuka et al.

(10) **Patent No.:** **US D813,957 S**
(45) **Date of Patent:** **** Mar. 27, 2018**

- (54) **BALLOON HOLDER**
- (71) Applicants: **Avishai Hatuka**, Tel Aviv (IL); **Amir Adani**, Tel Aviv (IL)
- (72) Inventors: **Avishai Hatuka**, Tel Aviv (IL); **Amir Adani**, Tel Aviv (IL)
- (**) Term: **15 Years**
- (21) Appl. No.: **29/587,724**
- (22) Filed: **Dec. 15, 2016**
- (51) **LOC (11) Cl.** **21-01**
- (52) **U.S. Cl.**
USPC **D21/453**
- (58) **Field of Classification Search**
USPC D12/3, 16.1, 319–345; D21/436–455
CPC B64C 39/024; B64C 2201/108; B64B 1/40
See application file for complete search history.

D559,920 S *	1/2008	Krueger	D21/443
D572,315 S *	7/2008	Sowinski	D21/443
D664,214 S *	7/2012	Yuen	D21/441
D665,036 S *	8/2012	Wechsler	D21/444
D678,422 S *	3/2013	Thompson	D12/325
D715,374 S *	10/2014	Thompson	D21/453
D725,197 S *	3/2015	Thompson	D21/443
D739,334 S *	9/2015	Goode	D12/345
D765,188 S *	8/2016	LaRussa	D21/444
2006/0096170 A1 *	5/2006	Wright	A01G 5/04 47/41.01
2008/0085655 A1 *	4/2008	Boise	A63H 27/10 446/220

(56) **References Cited**

U.S. PATENT DOCUMENTS

D221,453 S *	8/1971	Swamberg	416/179
D221,967 S *	9/1971	Sheard	D21/444
D280,220 S *	8/1985	Blight	D21/437
D362,470 S *	9/1995	Smith	D21/443
D386,223 S *	11/1997	Imai	D21/444
D412,724 S *	8/1999	Raundahl	D21/443
D439,283 S *	3/2001	Naranjo	D11/157
6,364,258 B1 *	4/2002	Naranjo	A47F 7/00 211/14
D464,088 S *	10/2002	Hu	D21/443
D464,380 S *	10/2002	Hu	D21/443
6,843,699 B2 *	1/2005	Davis	A63H 27/04 244/23 C
D509,259 S *	9/2005	Dennis	D21/444
D534,562 S *	1/2007	Pinchot	D15/199
D539,358 S *	3/2007	Shi	D21/441
D552,690 S *	10/2007	Shi	D21/444

OTHER PUBLICATIONS

EZ Ballon Disc for Latex Balloons by UnbeatableSale. dated 2017. found online [Nov. 9, 2017] <http://tiny.cc/i6xsoy>.*

* cited by examiner

Primary Examiner — Robert M. Spear

Assistant Examiner — Marissa J Cash

(74) *Attorney, Agent, or Firm* — Guy Levi; The IP Law Firm of Guy Levi, LLC

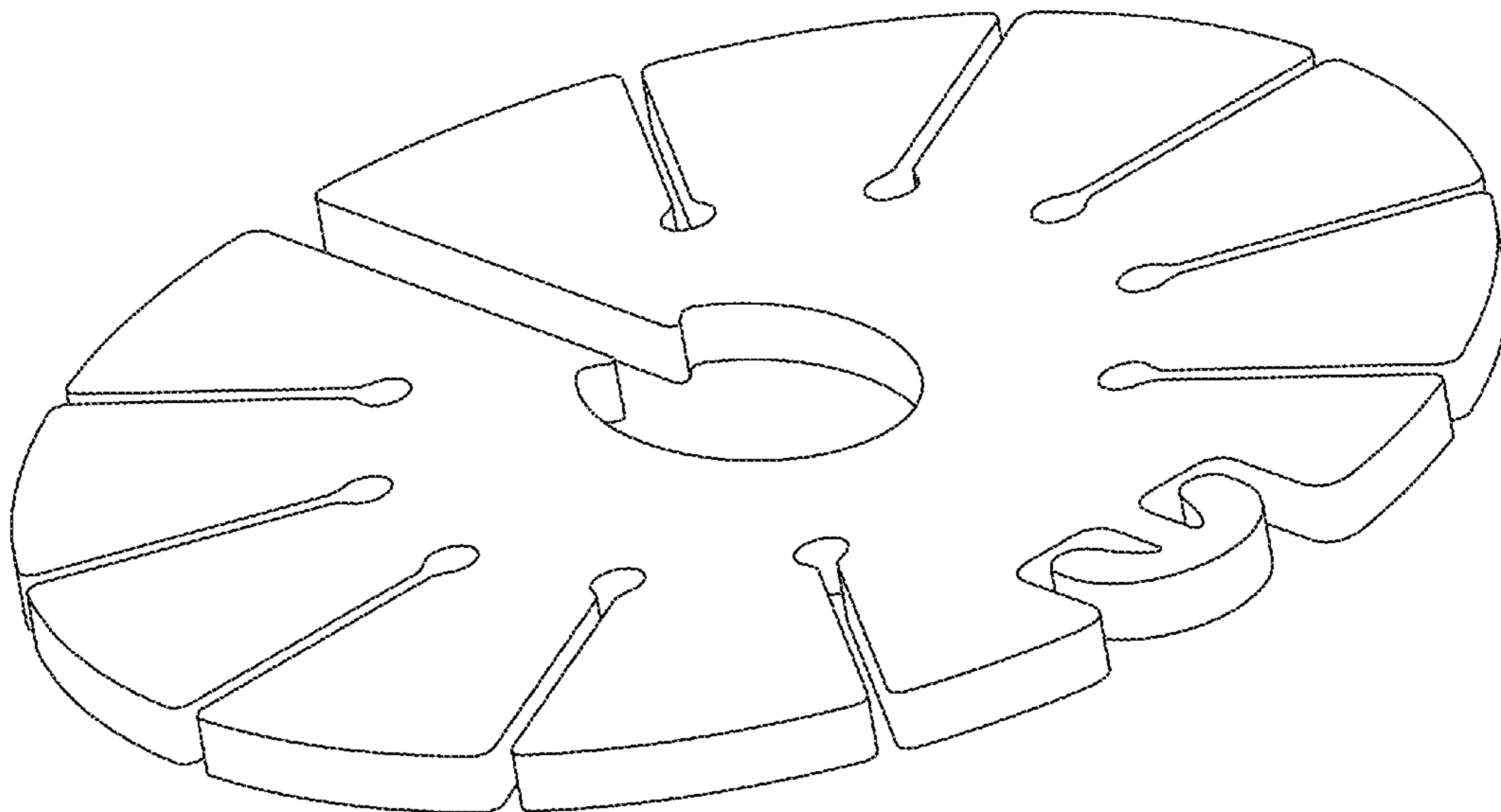
(57) **CLAIM**

We claim, the ornamental design for a balloon holder, as shown and described.

DESCRIPTION

FIG. 1 is a perspective view of a balloon holder showing our new design;
FIG. 2 is a front elevation view thereof;
FIG. 3 is a left side elevation view thereof;
FIG. 4 is a top plan view thereof, the opposite side being a mirror image; and,
FIG. 5 is a right side elevation view thereof.

1 Claim, 2 Drawing Sheets



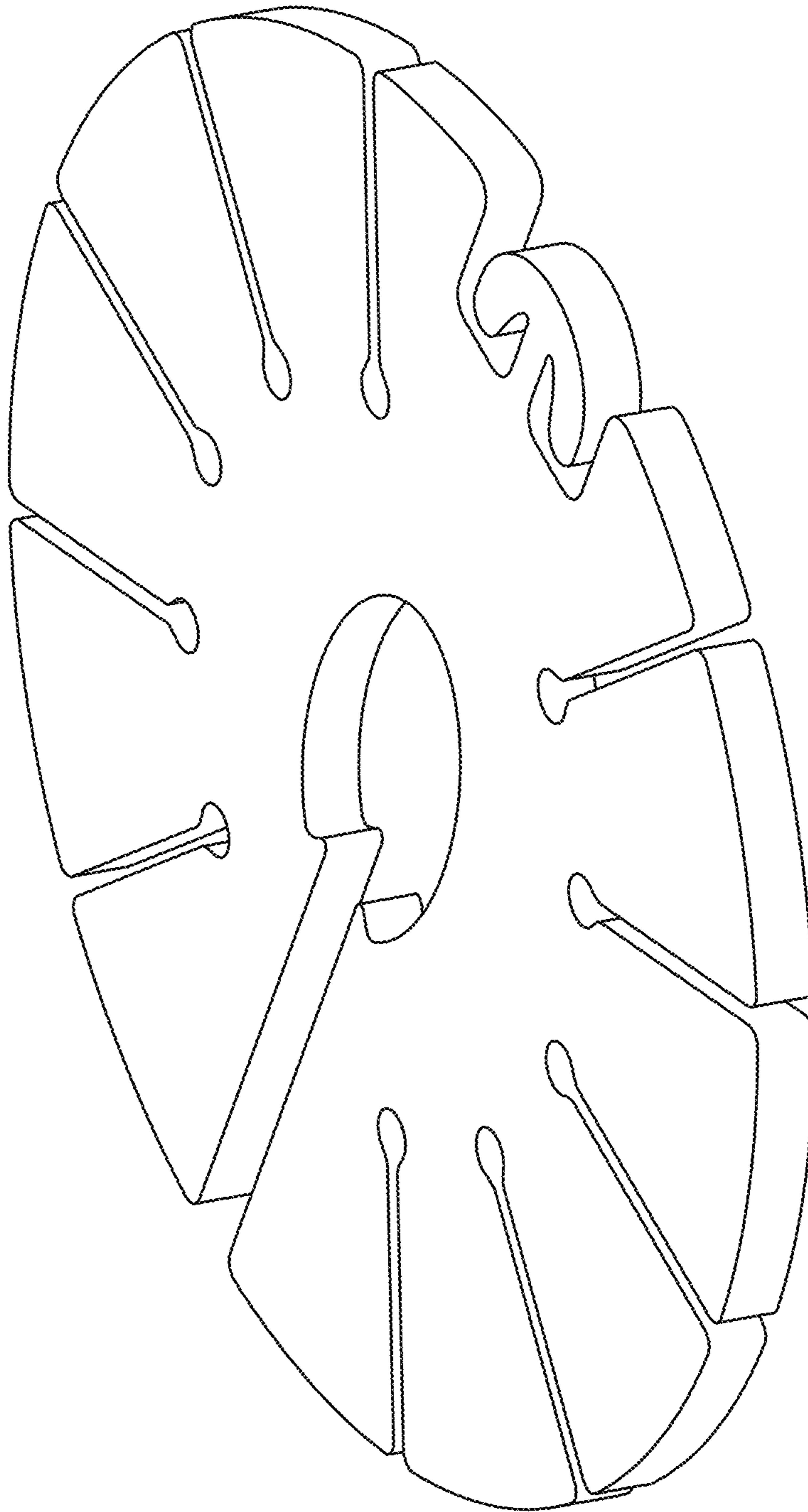


FIG. 1



FIG. 2



FIG. 5

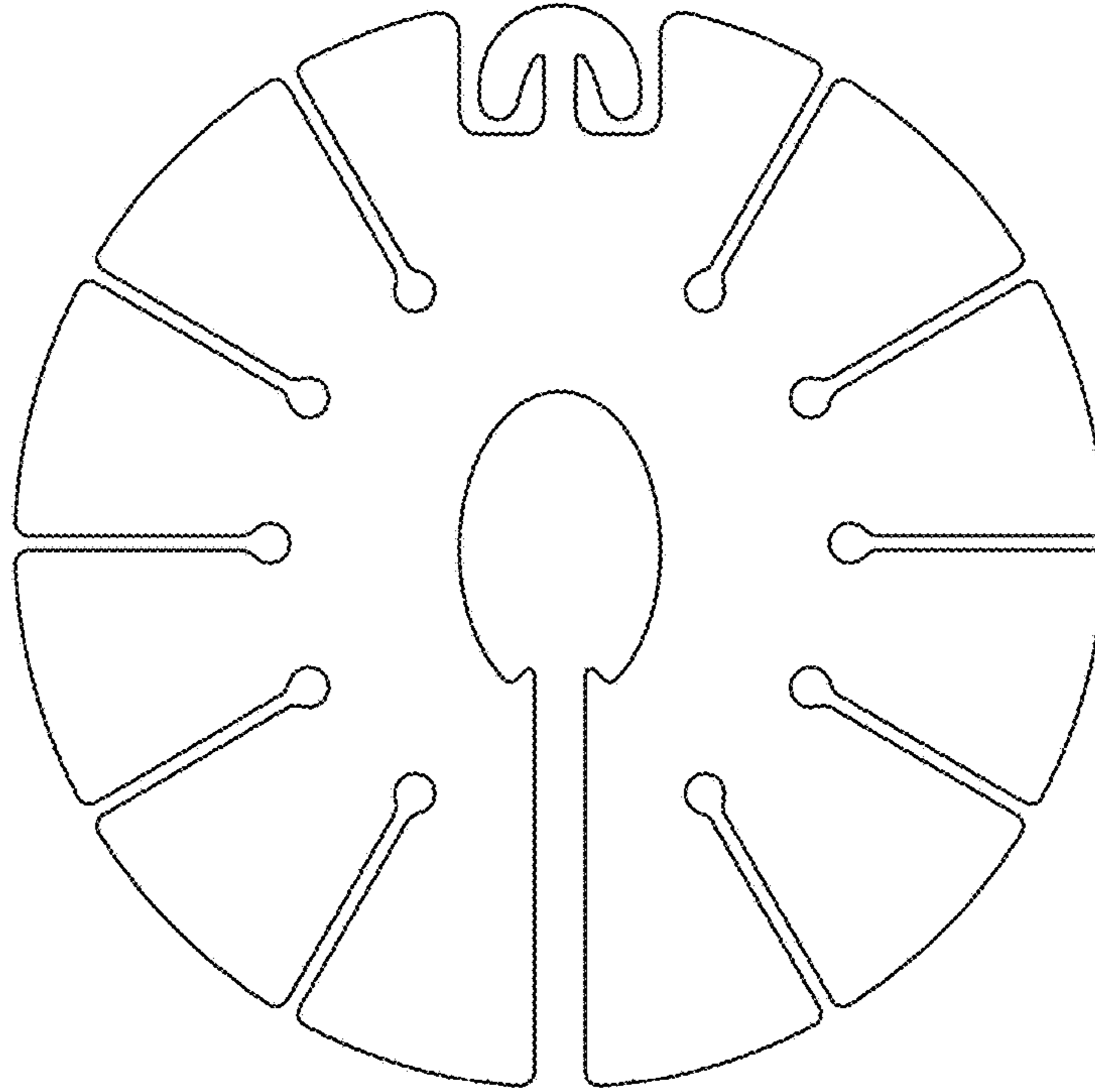


FIG. 4



FIG. 3