



US00D813946S

(12) **United States Design Patent**  
**Melendez**

(10) **Patent No.:** **US D813,946 S**  
(45) **Date of Patent:** **\*\* Mar. 27, 2018**

- (54) **EGG-SHAPED GIFT CERTIFICATE**
- (71) Applicant: **Ricardo Melendez**, Baltimore, MD  
(US)
- (72) Inventor: **Ricardo Melendez**, Baltimore, MD  
(US)
- (\*\*) Term: **15 Years**
- (21) Appl. No.: **29/587,225**
- (22) Filed: **Dec. 12, 2016**
- (51) **LOC (11) Cl.** ..... **19-08**
- (52) **U.S. Cl.**  
USPC ..... **D19/9; D9/643**
- (58) **Field of Classification Search**  
USPC ..... D3/270, 271.1–271.4; D7/510, 514–520,  
D7/599, 604, 613, 619.2, 623, 628;  
D9/600, 500–505, 516, 519; 206/457,  
206/459.5, 488, 527; 215/381–384, 400;  
229/116.1; D11/121; D19/9–12;  
D99/35, 37; 235/487  
CPC .... B65D 5/4258; B65D 5/4262; B65D 81/60;  
B65D 81/365; B65D 81/366; B65D  
81/368; B65D 2203/00; B65D 2203/02;  
B65D 67/00; A63H 81/16; A63F 9/001  
See application file for complete search history.

(56) **References Cited**

**U.S. PATENT DOCUMENTS**

294,575 A *	3/1884	Britton	.....	A23G 3/50
				426/104
D21,231 S *	12/1891	Menke	.....	D99/37
1,388,094 A *	8/1921	Buttigieg	.....	A47F 7/03
				206/457
D188,858 S *	9/1960	Levison	.....	D99/37
2,998,896 A *	9/1961	Miller	.....	B65D 11/02
				220/4.26
3,741,379 A *	6/1973	Kappler	.....	B65D 55/02
				206/457

3,924,736 A *	12/1975	Bell	.....	B65D 5/0227
				206/457
4,124,135 A *	11/1978	Weder	.....	B65D 1/00
				220/4.21
D326,193 S *	5/1992	Haugabook	.....	D6/665
5,808,215 A *	9/1998	Kralik	.....	G10K 3/00
				446/419
D434,978 S *	12/2000	Thill	.....	D3/270
D478,681 S *	8/2003	Newcomb	.....	D26/94
D608,160 S *	1/2010	Colbert	.....	D7/628
D640,558 S *	6/2011	Semersky	.....	D9/500
D660,451 S *	5/2012	Matsuura	.....	D24/216
D680,439 S *	4/2013	Reetz	.....	D9/643
8,584,958 B2 *	11/2013	Yang	.....	E05B 73/0052
				235/487
D737,136 S *	8/2015	Lam	.....	D9/643
D737,540 S *	8/2015	Borella	.....	D99/37
D747,967 S *	1/2016	Lozano Domenech	.....	D9/500
D788,586 S *	6/2017	Molinari	.....	D9/504

(Continued)

*Primary Examiner* — Sandra L Morris

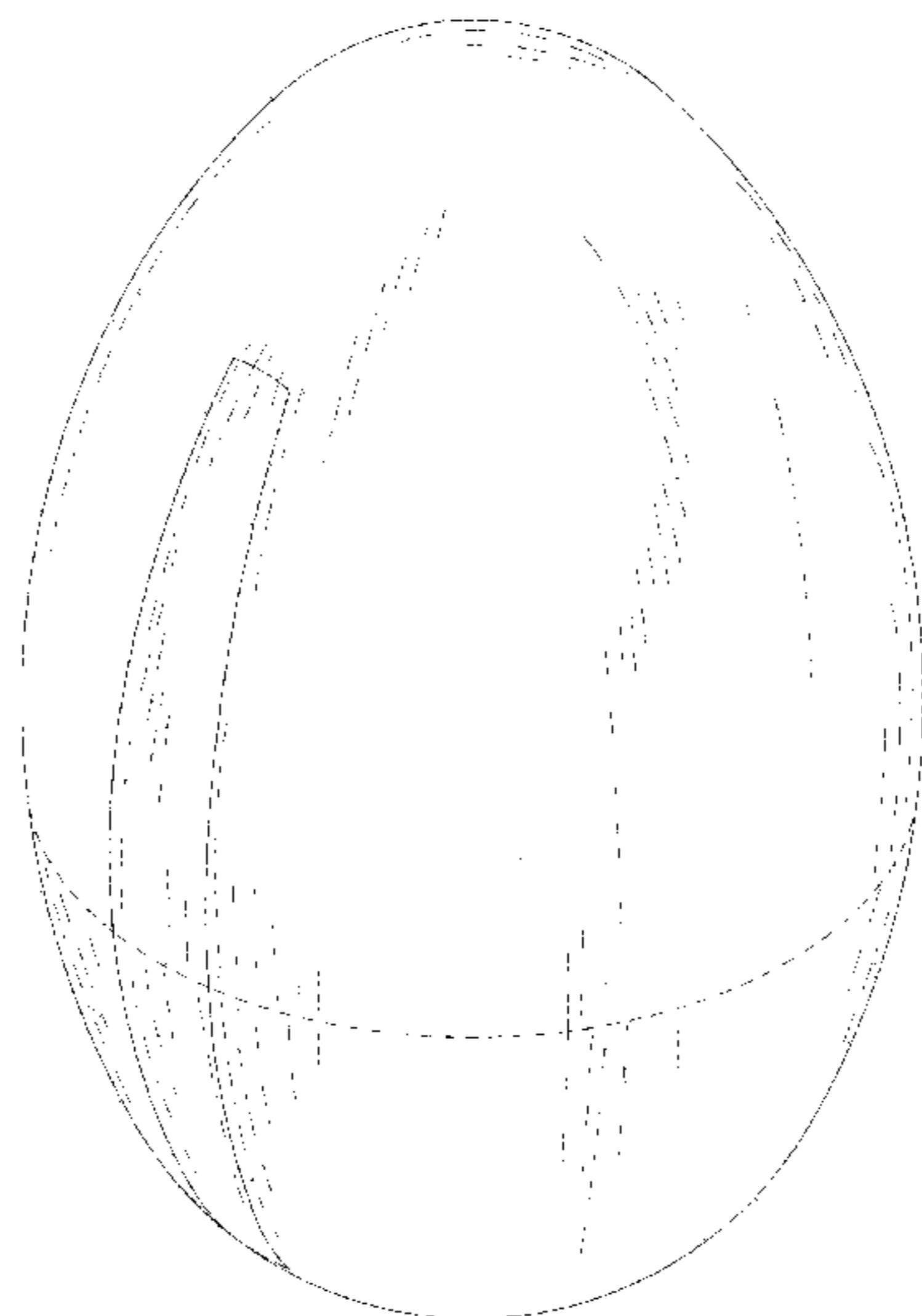
(57) **CLAIM**

The ornamental design for an egg-shaped gift certificate, as shown and described.

**DESCRIPTION**

FIG. 1 is a top perspective view of an egg-shaped gift certificate showing my new design;  
 FIG. 2 is a front elevational view thereof;  
 FIG. 3 is a rear elevational view thereof;  
 FIG. 4 is a left side elevational view thereof;  
 FIG. 5 is a right side elevational view thereof;  
 FIG. 6 is a top plan view thereof; and,  
 FIG. 7 is a bottom plan view thereof.  
 The broken line showing a break between two halves of the egg-shaped gift certificate in FIGS. 1-5 and FIG. 7 is included for the purpose of illustrating environmental structure and forms no part of the claimed design.

**1 Claim, 7 Drawing Sheets**



(56)

**References Cited**

U.S. PATENT DOCUMENTS

2002/0033397 A1\* 3/2002 Henson ..... A63H 15/06  
220/603  
2007/0108092 A1\* 5/2007 Minuto ..... B65D 11/02  
206/581

\* cited by examiner

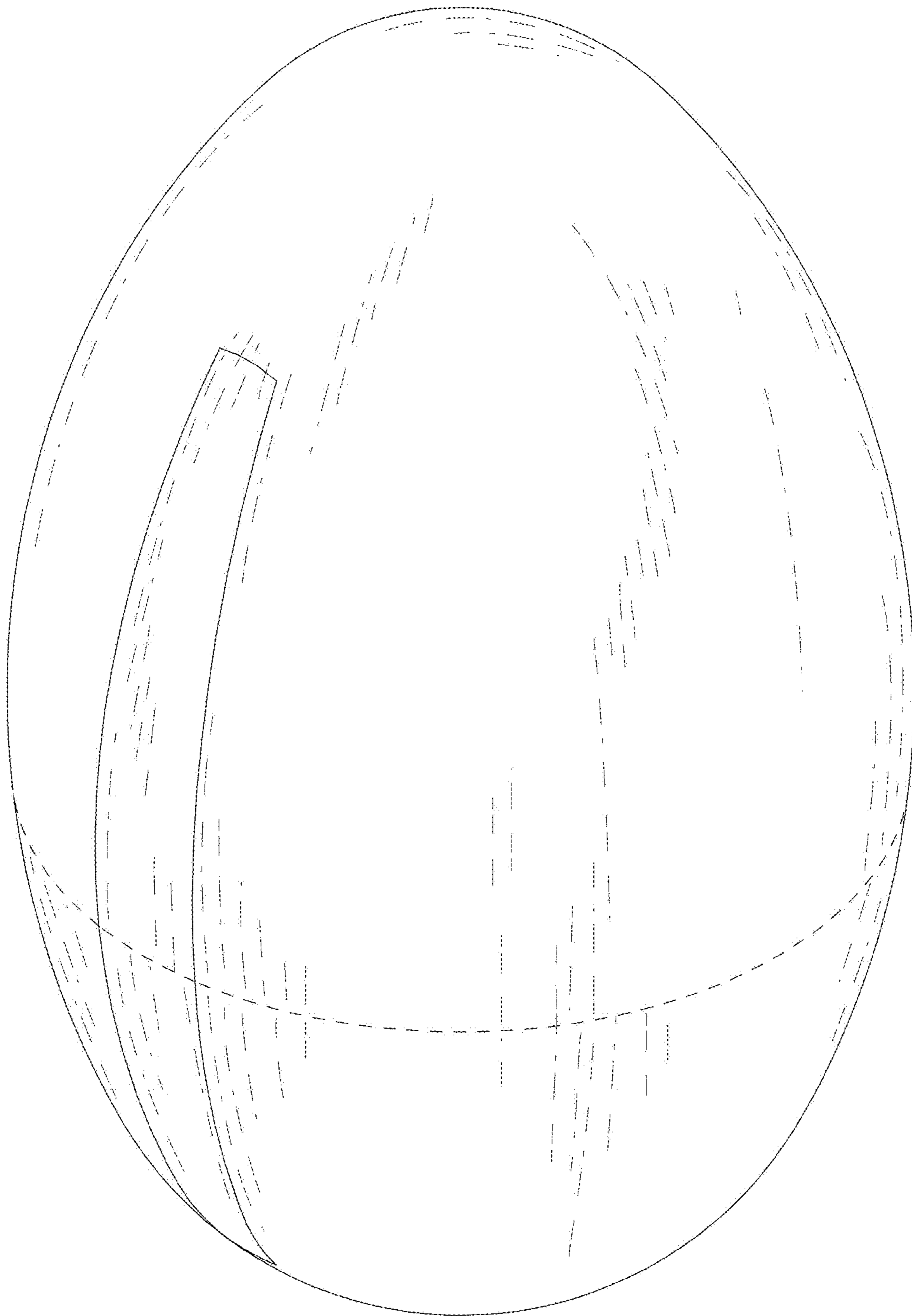


FIG. 1

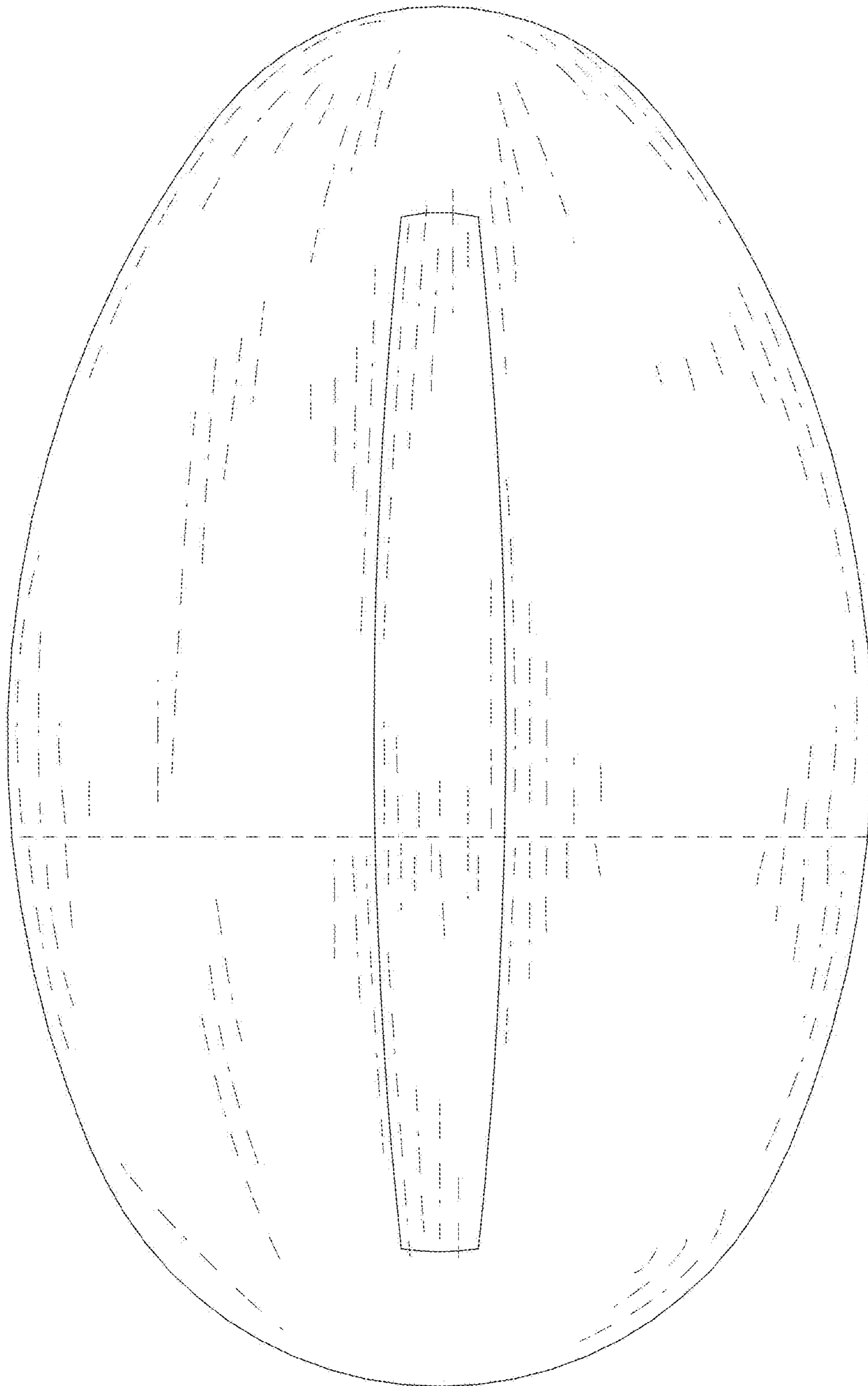


FIG. 2




FIG. 3

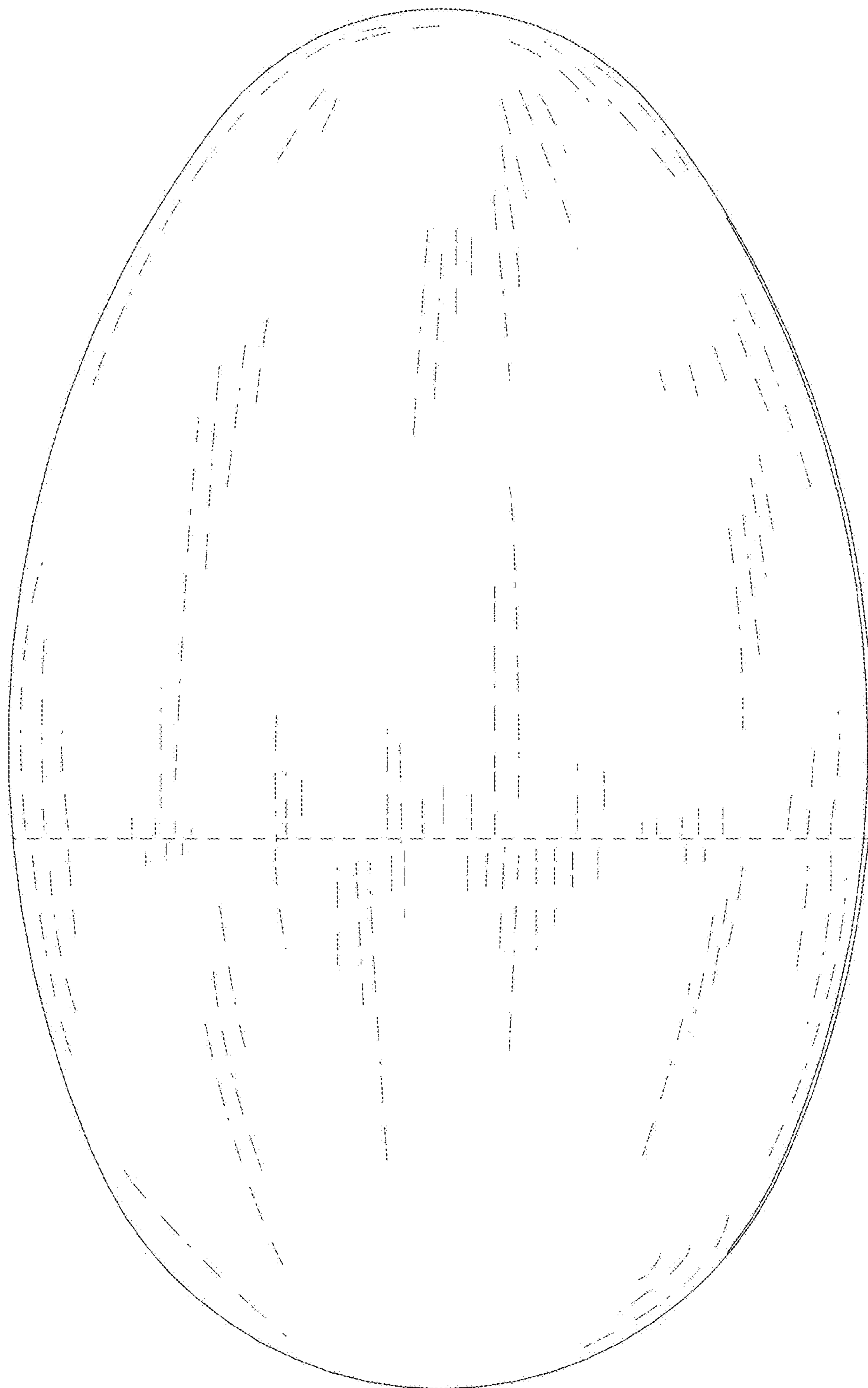


FIG. 4

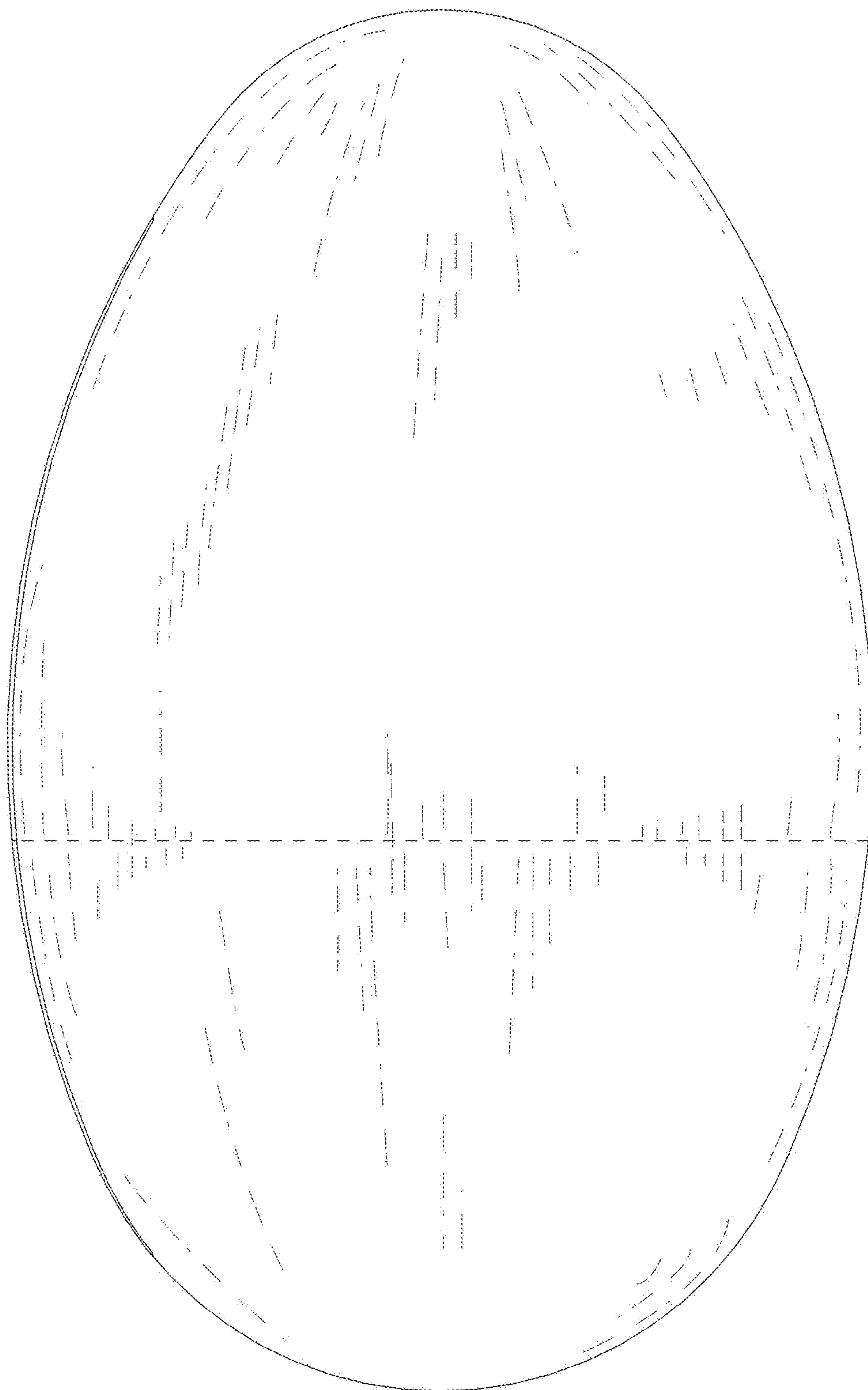


FIG. 5

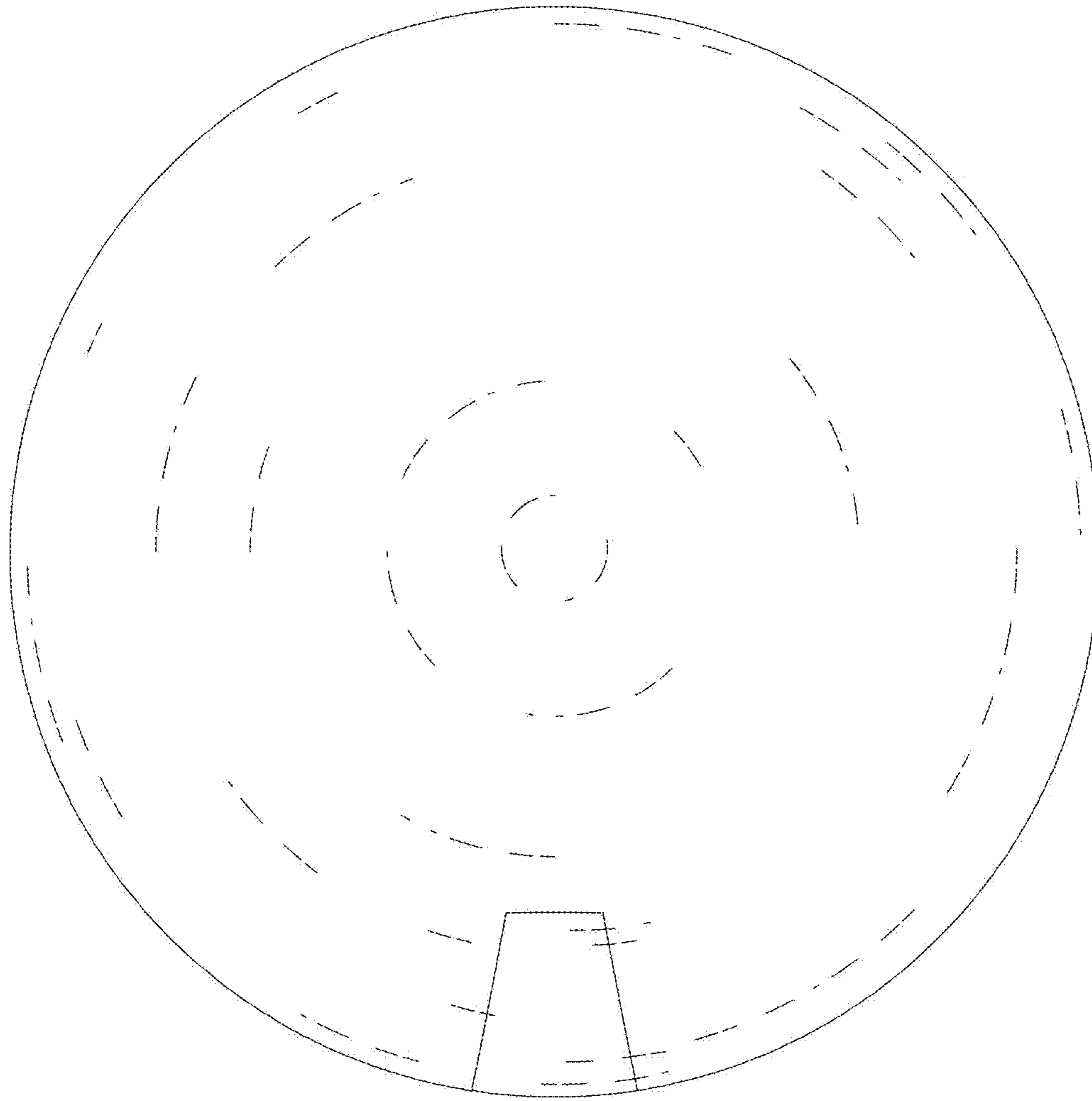


FIG. 6



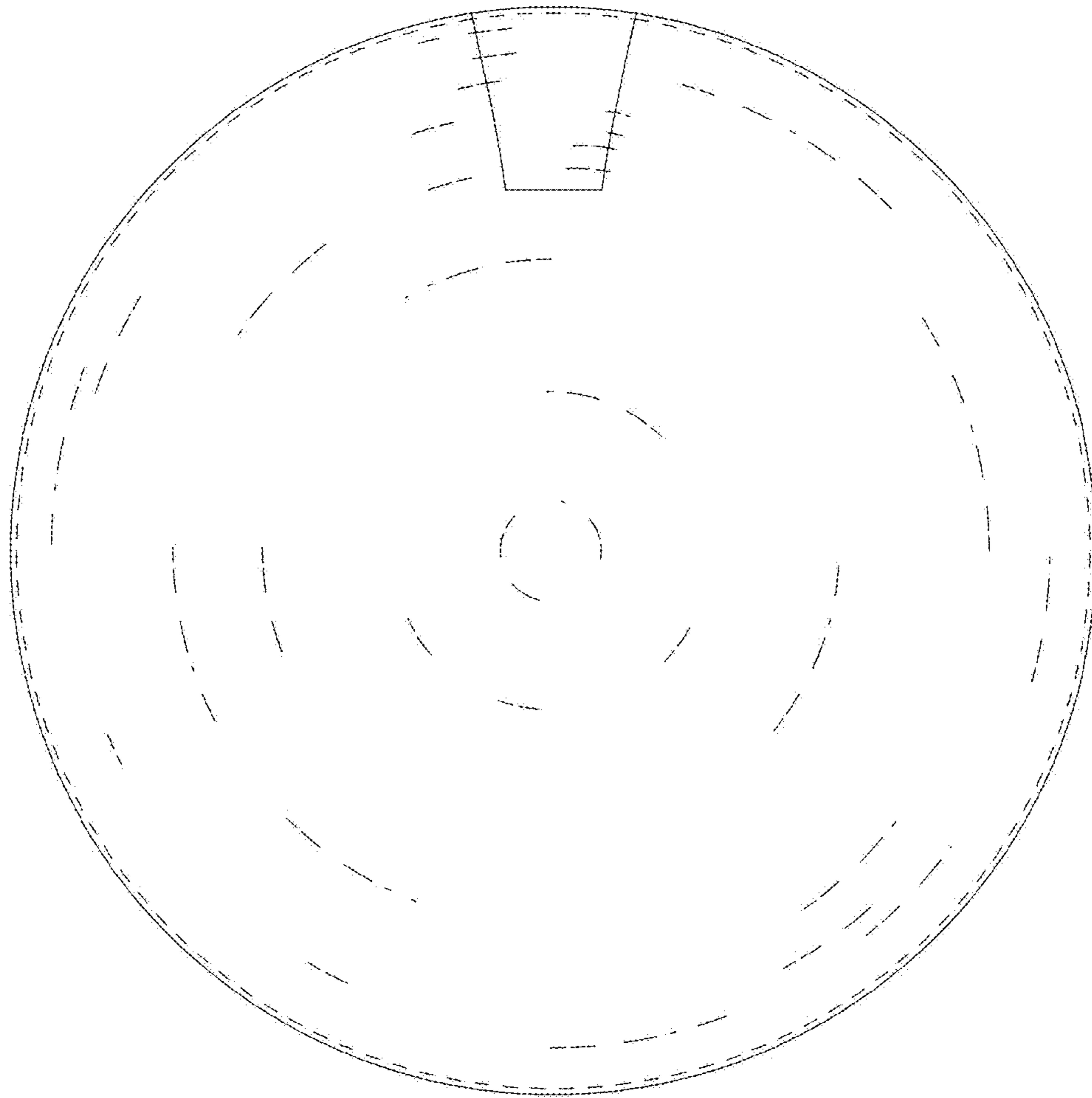


FIG. 7