



US00D813904S

(12) **United States Design Patent**
Okutsu

(10) **Patent No.:** **US D813,904 S**
(45) **Date of Patent:** **** Mar. 27, 2018**

(54) **LABEL PRINTER WITH GRAPHICAL USER INTERFACE**

(71) Applicant: **BROTHER INDUSTRIES, LTD.**,
Nagoya-shi, Aichi-ken (JP)

(72) Inventor: **Ikumi Okutsu**, Nagoya (JP)

(73) Assignee: **BROTHER INDUSTRIES, LTD.**,
Nagoya (JP)

(**) Term: **15 Years**

(21) Appl. No.: **29/579,357**

(22) Filed: **Sep. 29, 2016**

(30) **Foreign Application Priority Data**

Mar. 31, 2016 (JP) 2016-7125

(51) **LOC (11) Cl.** **14-04**

(52) **U.S. Cl.**
USPC **D14/488**

(58) **Field of Classification Search**
USPC D14/485, 486, 487, 488, 489-495
CPC G06F 19/34; G06F 19/3418; G06F 3/0482;
G06F 2203/04807; H04N
1/00408-1/00437; H04M 1/2477; G06K
15/002; G06K 15/005
See application file for complete search history.

(56) **References Cited**

U.S. PATENT DOCUMENTS

D696,283 S *	12/2013	Schwengler	D14/486
D701,231 S *	3/2014	Lee	D14/486
D705,238 S *	5/2014	Thompson	D14/485
D708,209 S *	7/2014	Glaeske	D14/488
D724,603 S *	3/2015	Williams	D14/485
D724,611 S *	3/2015	Yoon	D14/486
D740,312 S *	10/2015	Heo	D14/487
D757,100 S *	5/2016	Butcher	D14/489

D757,755 S *	5/2016	Patel	D14/485
D758,407 S *	6/2016	Kim	D14/486
D760,781 S *	7/2016	Nakamura	D14/491
D760,793 S *	7/2016	Liang	D14/492
D771,066 S *	11/2016	Alvarez	D14/485
D780,200 S *	2/2017	Chaudhri	D14/486
D782,497 S *	3/2017	Barry	D14/485
D787,525 S *	5/2017	McArthur	D14/485
D797,128 S *	9/2017	Shewman	D14/485

(Continued)

Primary Examiner — Robin V Webster

Assistant Examiner — Rachel Voorhies

(74) *Attorney, Agent, or Firm* — Oliff PLC

(57) **CLAIM**

The ornamental design for a label printer with graphical user interface, as shown and described.

DESCRIPTION

FIG. 1 is a front view of a label printer with graphical user interface;

FIG. 2 is a top view thereof;

FIG. 3 is a right-side view thereof;

FIG. 4 is a left-side view thereof;

FIG. 5 is a bottom view thereof;

FIG. 6 is a rear view thereof;

FIG. 7 is an enlarged front view taken along lines 7-7 in FIG. 1;

FIG. 8 is an alternative front view thereof;

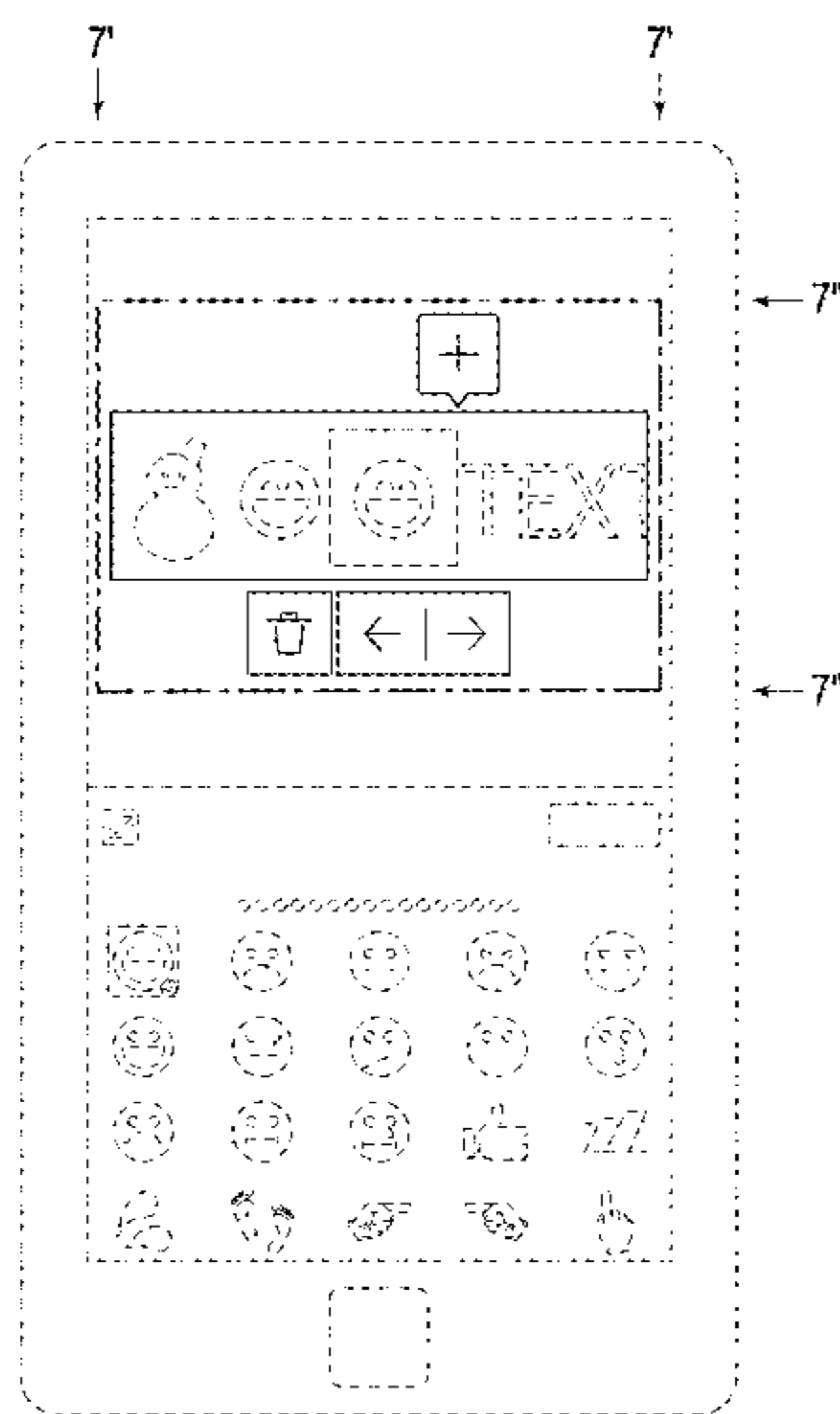
FIG. 9 is an enlarged front view taken along lines 9-9 in FIG. 8;

FIG. 10 is an alternative front view thereof; and,

FIG. 11 is an enlarged front view taken along lines 11-11 in FIG. 10.

The dash-dash broken lines depict portions of the label printer and graphical user interface that form no part of the claimed design. The dot-dash lines depict a boundary of the claimed subject matter and form no part of the claimed design.

1 Claim, 7 Drawing Sheets



(56)

References Cited

U.S. PATENT DOCUMENTS

2010/0306678 A1* 12/2010 Kulas G06F 3/04812
715/760

* cited by examiner

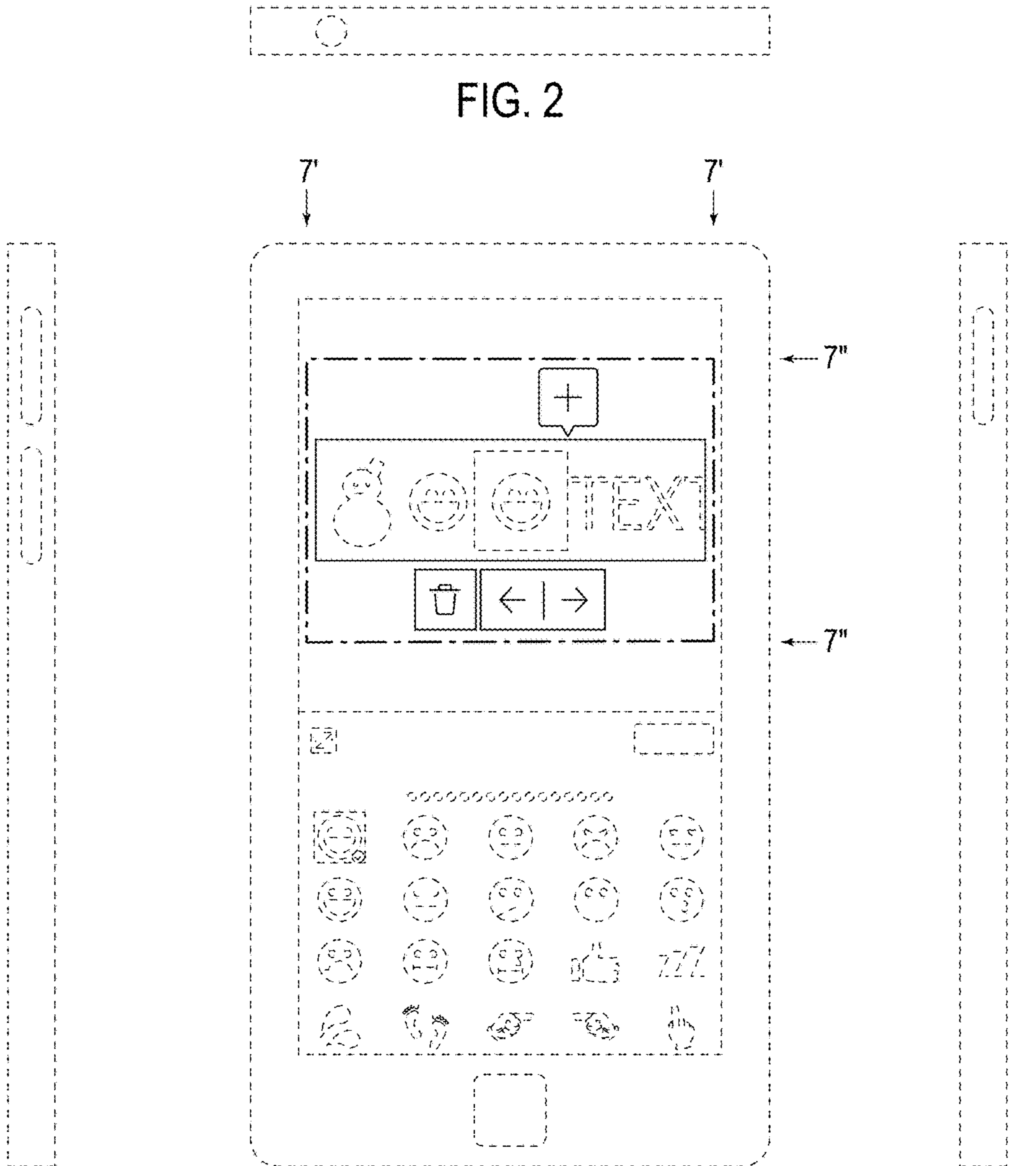


FIG. 2

FIG. 4

FIG. 1

FIG. 3




FIG. 5




FIG. 6

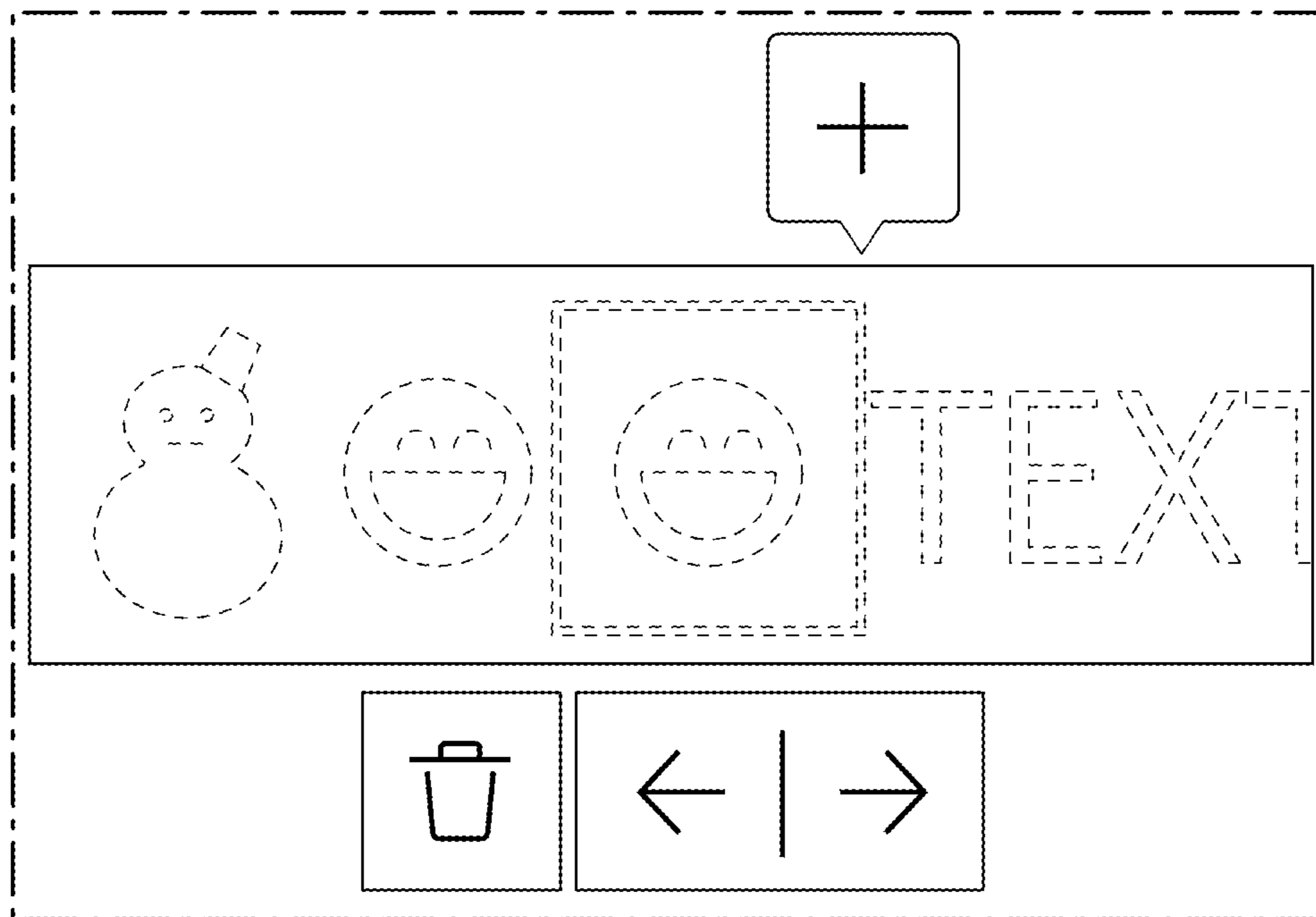


FIG. 7

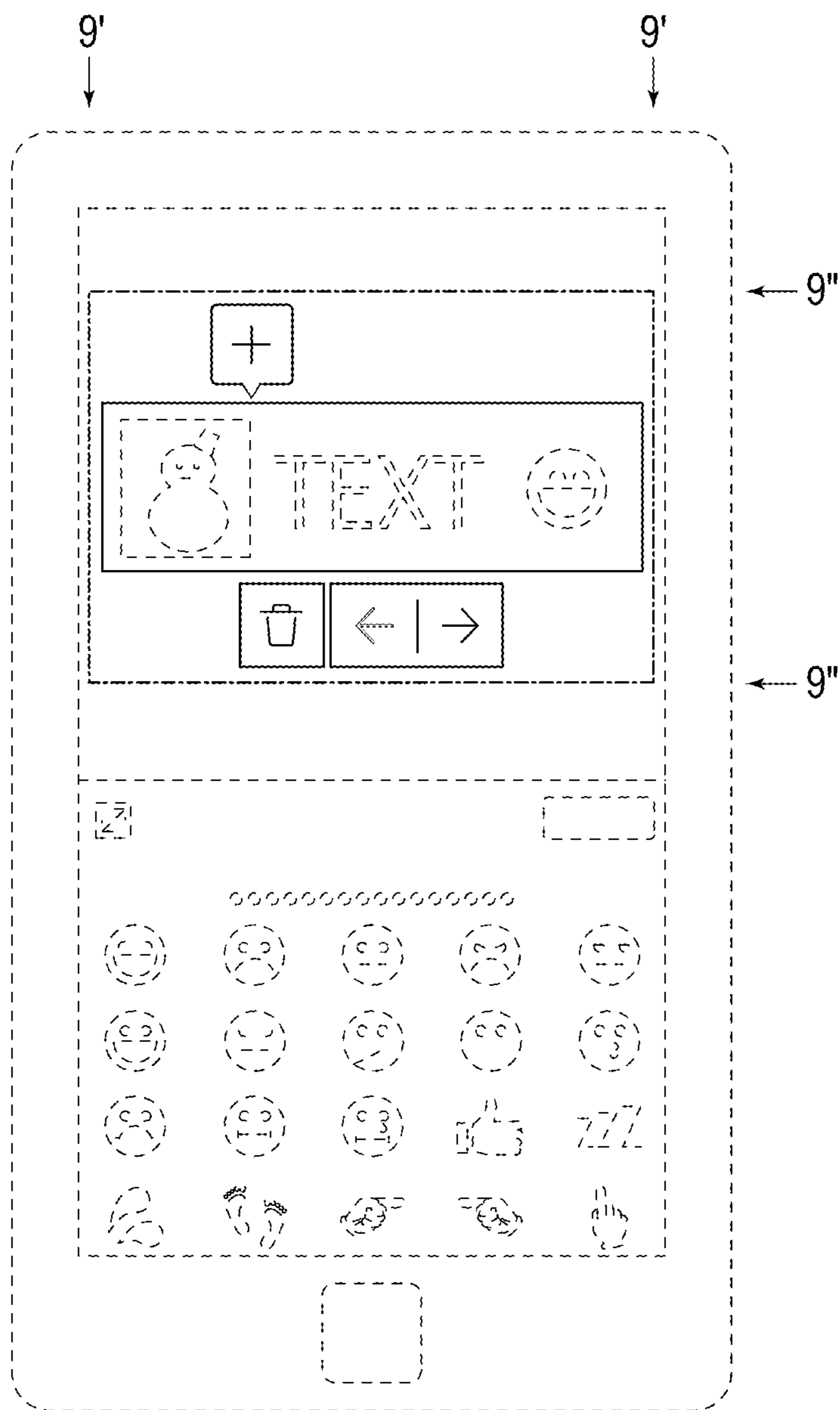


FIG. 8

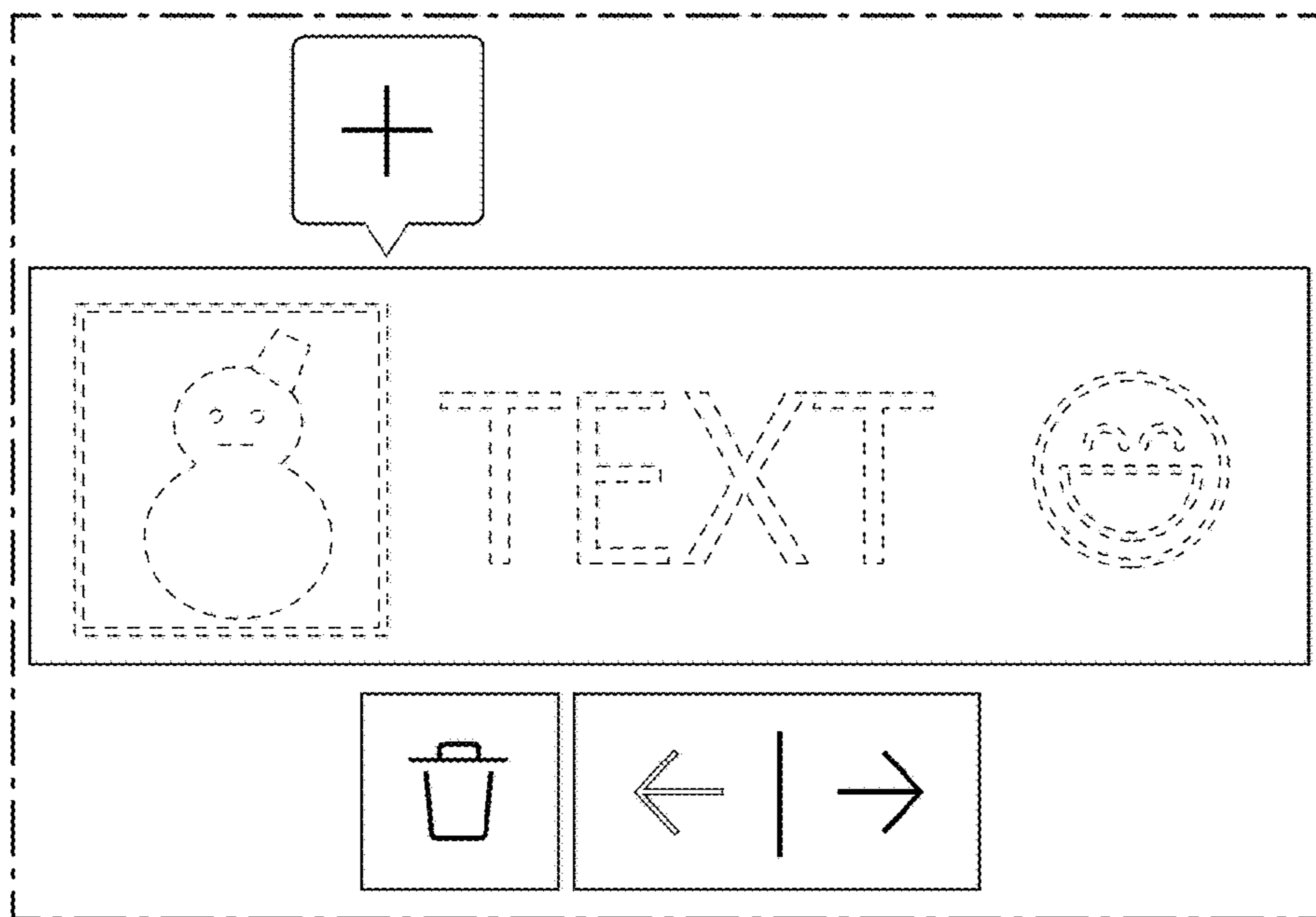


FIG. 9

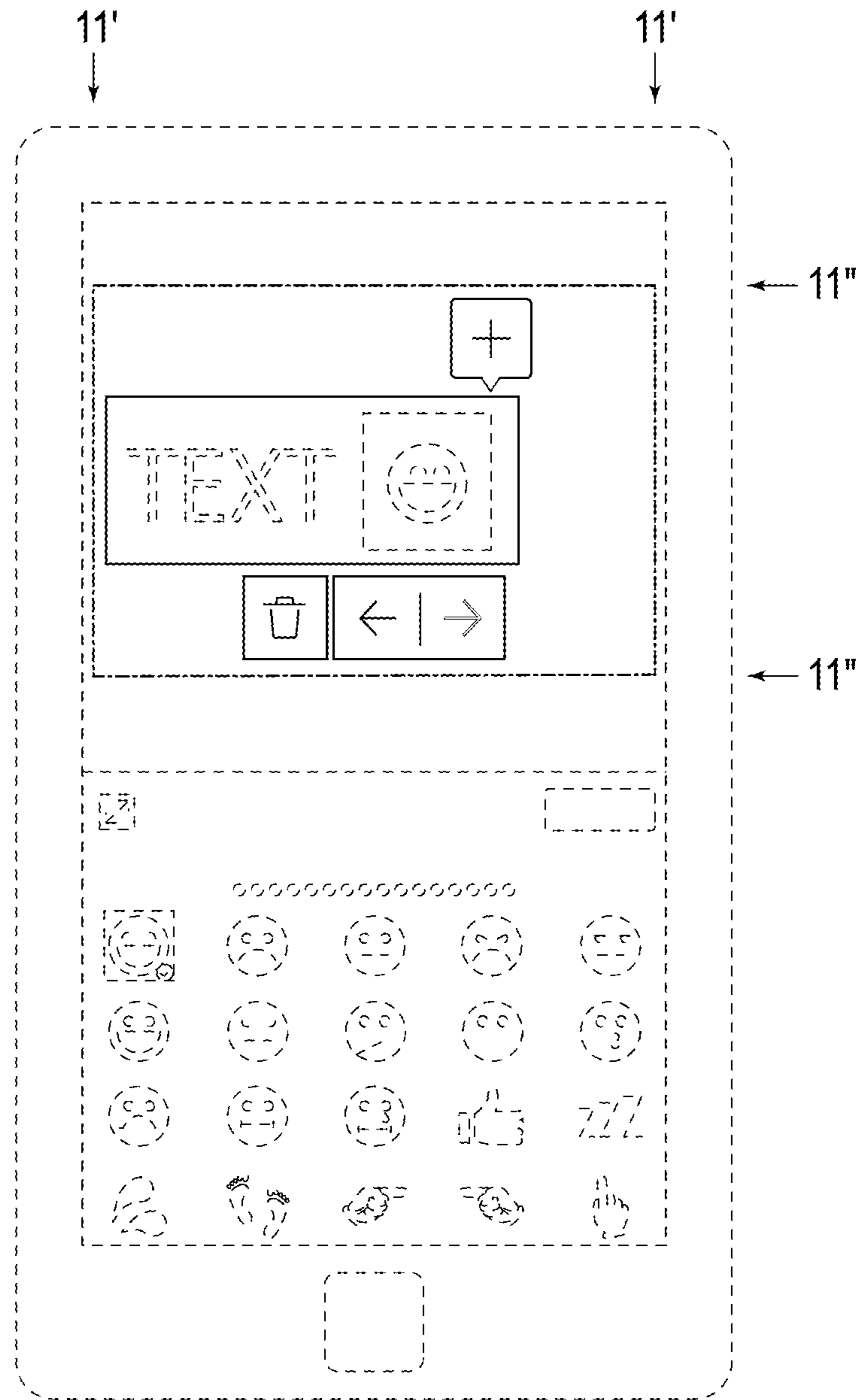


FIG. 10

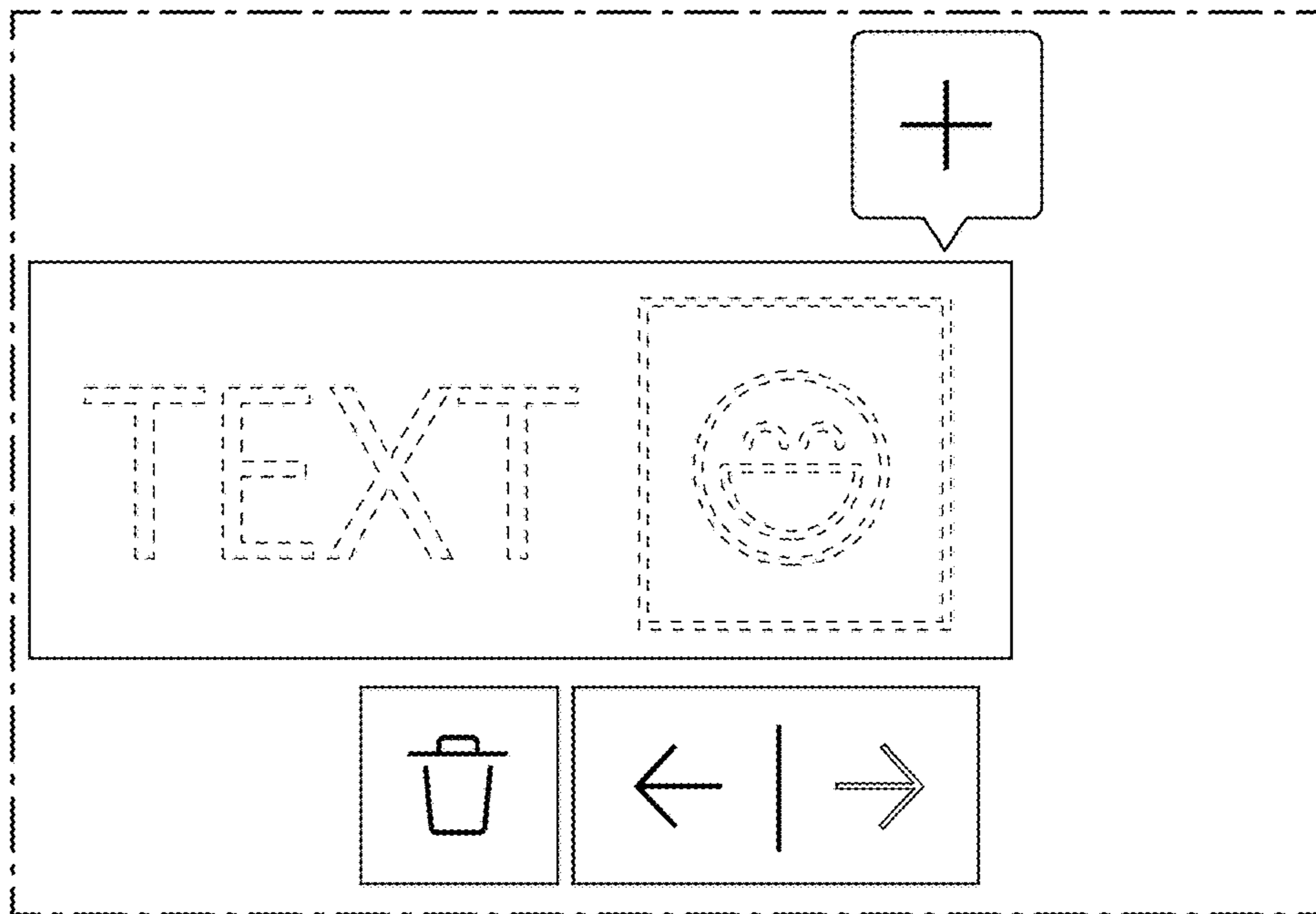


FIG. 11