



US00D813903S

(12) **United States Design Patent** (10) **Patent No.:** **US D813,903 S**
Boyd et al. (45) **Date of Patent:** **** Mar. 27, 2018**

(54) **DISPLAY SCREEN OR PORTION THEREOF HAVING GRAPHICAL USER INTERFACE WITH TRANSITIONAL ICON**

Primary Examiner — Robin V Webster
Assistant Examiner — Rachel Voorhies
(74) *Attorney, Agent, or Firm* — Schwegman Lundberg & Woessner, P.A.

(71) Applicant: **Snap Inc.**, Venice, CA (US)

(72) Inventors: **Nathan Boyd**, Venice, CA (US);
Joseph Burfitt, Venice, CA (US);
Newar Choukeir, Venice, CA (US);
Donald Giovannini, Venice, CA (US);
Chamal Samaranayake, Venice, CA (US)

(57) **CLAIM**

The ornamental design for a display screen or portion thereof having a graphical user interface with a transitional icon, as shown and described.

(73) Assignee: **SNAP INC.**, Venice, CA (US)

DESCRIPTION

(**) Term: **15 Years**

FIG. 1 is a front view of a display screen or portion thereof having a graphical user interface with a transitional icon, showing my new design and illustrating a first image of the transitional icon.

(21) Appl. No.: **29/566,677**

FIG. 2 is a front view of the display screen or portion thereof having the graphical user interface with the transitional icon, showing my new design and illustrating a second image of the transitional icon.

(22) Filed: **Jun. 1, 2016**

(51) **LOC (11) Cl.** **14-04**

(52) **U.S. Cl.**
USPC **D14/488**

FIG. 3 is a front view of the display screen or portion thereof having the graphical user interface with the transitional icon, showing my new design and illustrating a third image of the transitional icon.

(58) **Field of Classification Search**
USPC D14/485, 486, 487–488, 489–495

(Continued)

FIG. 4 is a front view of the display screen or portion thereof having the graphical user interface with the transitional icon, showing my new design and illustrating a fourth image of the transitional icon.

(56) **References Cited**

U.S. PATENT DOCUMENTS

6,038,295 A 3/2000 Mattes
6,980,909 B2 12/2005 Root et al.

(Continued)

FIG. 5 is a front view of the display screen or portion thereof having the graphical user interface with the transitional icon, showing my new design and illustrating a fifth image of the transitional icon.

FOREIGN PATENT DOCUMENTS

CA 2887596 A1 7/2015

FIG. 6 is a front view of the display screen or portion thereof having the graphical user interface with the transitional icon, showing my new design and illustrating a sixth image of the transitional icon.

OTHER PUBLICATIONS

Leyden, John, "This SMS will self-destruct in 40 seconds", [Online]. Retrieved from the Internet: <URL: <http://www.theregister.co.uk/2005/12/12/stealthtext/>>, (Dec. 12, 2005), 1 pg.

FIG. 7 is a front view of the display screen or portion thereof having the graphical user interface with the transitional icon, showing my new design and illustrating a seventh image of the transitional icon.

(Continued)

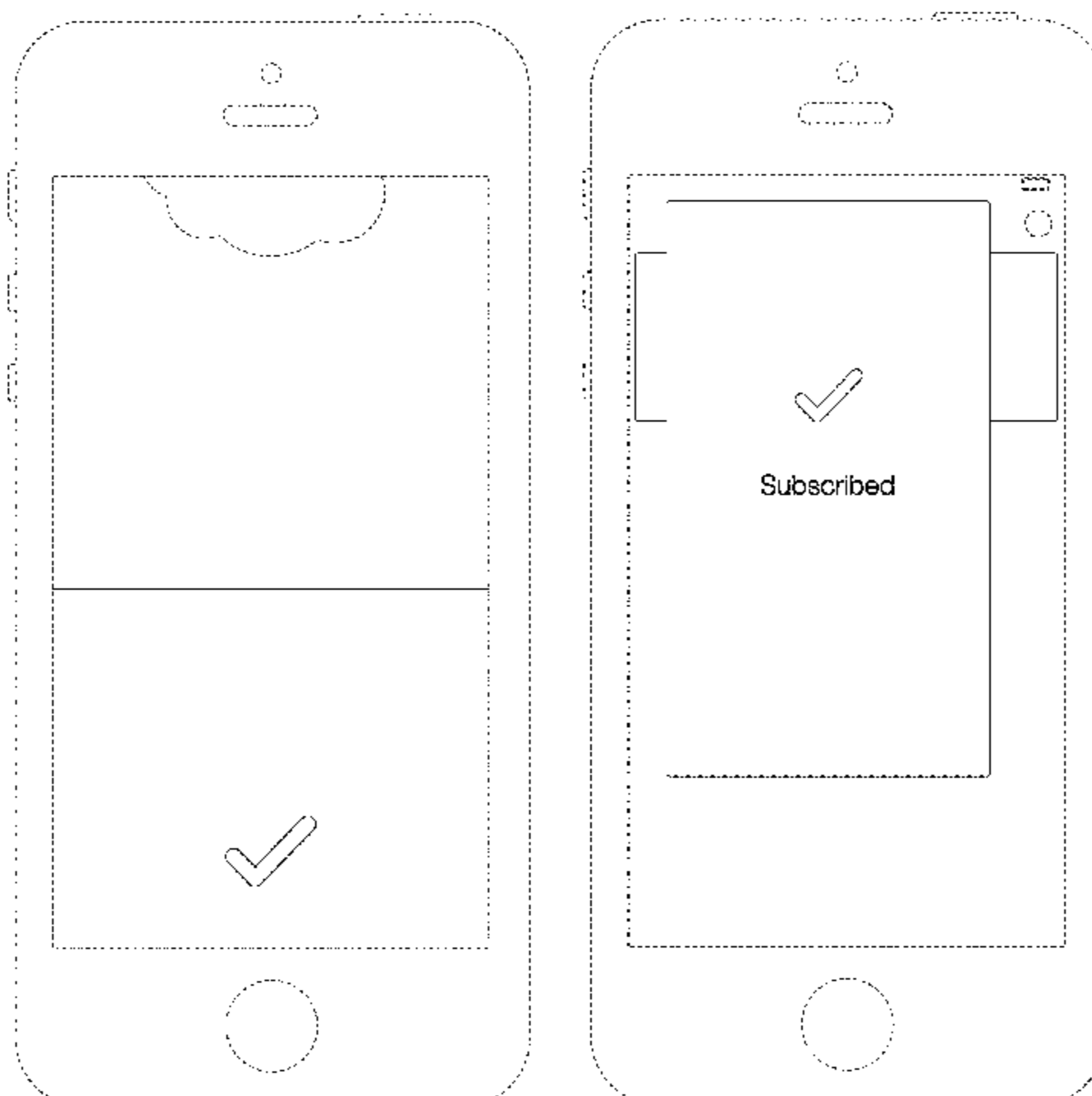


FIG. 8 is a front view of the display screen or portion thereof having the graphical user interface with the transitional icon, showing my new design and illustrating an eighth image of the transitional icon.

FIG. 9 is a front view of the display screen or portion thereof having the graphical user interface with the transitional icon, showing my new design and illustrating a ninth image of the transitional icon.

FIG. 10 is a front view of the display screen or portion thereof having the graphical user interface with the transitional icon, showing my new design and illustrating a tenth image of the transitional icon; and,

FIG. 11 is a front view of the display screen or portion thereof having the graphical user interface with the transitional icon, showing my new design and illustrating an eleventh image of the transitional icon.

Subject matter shown in broken lines, including the display screen and the remainder of the graphical user interface, is included for the purpose of illustrating environmental structure, and the broken lines form no part of the claimed design. The appearance of the transitional icon sequentially transitions between the images shown in FIGS. 1-11. The process or period in which one image transitions to another image forms no part of the claimed design.

1 Claim, 11 Drawing Sheets

(58) **Field of Classification Search**

CPC G06T 13/80; G06T 15/02; H04N 1/00424;
H04N 1/0044; H04N 1/00196; G06F
3/048; G06F 17/30017; G06F 17/30126;
G06F 17/30115; G06Q 30/0237

See application file for complete search history.

(56)

References Cited

U.S. PATENT DOCUMENTS

7,173,651	B1	2/2007	Knowles	
7,411,493	B2	8/2008	Smith	
7,535,890	B2	5/2009	Rojas	
D637,604	S *	5/2011	Brinda	D14/488
8,131,597	B2	3/2012	Hudetz	
8,199,747	B2	6/2012	Rojas et al.	
8,332,475	B2	12/2012	Rosen et al.	
D692,915	S *	11/2013	Brinda	D14/488
D704,720	S *	5/2014	Maxwell	D14/485
8,718,333	B2	5/2014	Wolf et al.	
8,724,622	B2	5/2014	Rojas	
8,874,677	B2	10/2014	Rosen et al.	
8,909,679	B2	12/2014	Roote et al.	
8,995,433	B2	3/2015	Rojas	
9,040,574	B2	5/2015	Wang et al.	
9,055,416	B2	6/2015	Rosen et al.	
9,100,806	B2	8/2015	Rosen et al.	
9,100,807	B2	8/2015	Rosen et al.	
D739,880	S *	9/2015	Robertson	D14/494
D741,880	S *	10/2015	Hong	D14/486
9,191,776	B2	11/2015	Root et al.	
D745,037	S *	12/2015	Paolantonio	D14/488
D745,545	S *	12/2015	Lee	D14/486
9,204,252	B2	12/2015	Root	
D758,387	S *	6/2016	Xiang	D14/485
D765,101	S *	8/2016	Park	D14/485
D766,311	S *	9/2016	Singh	D14/488
D766,928	S *	9/2016	Webster	D14/485
9,443,227	B2	9/2016	Evans et al.	
D770,475	S *	11/2016	Choi	D14/485
9,489,661	B2	11/2016	Evans et al.	
9,491,134	B2	11/2016	Rosen et al.	
D798,331	S *	9/2017	Fong	D14/488
D800,747	S *	10/2017	Lee	D14/486
2008/0288894	A1 *	11/2008	Han	G06F 3/0481 715/855
2011/0202598	A1	8/2011	Evans et al.	
2012/0209924	A1	8/2012	Evans et al.	
2014/0189742	A1 *	7/2014	Hyoung	G06F 3/048 725/44
2016/0334967	A1 *	11/2016	Rottler	G06Q 10/10

* cited by examiner




FIG. 1




FIG. 2




FIG. 3




FIG. 4

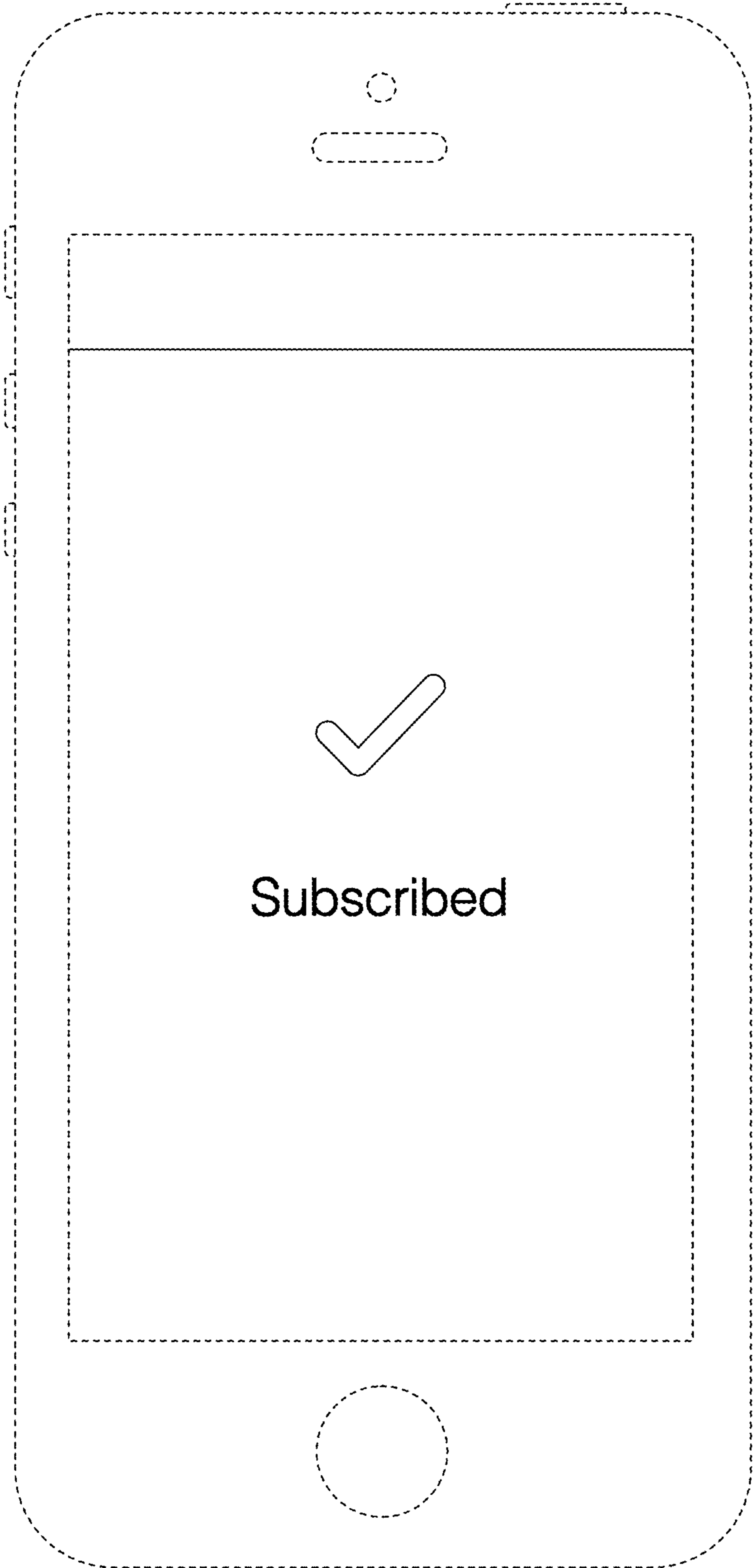


FIG. 5



FIG. 6

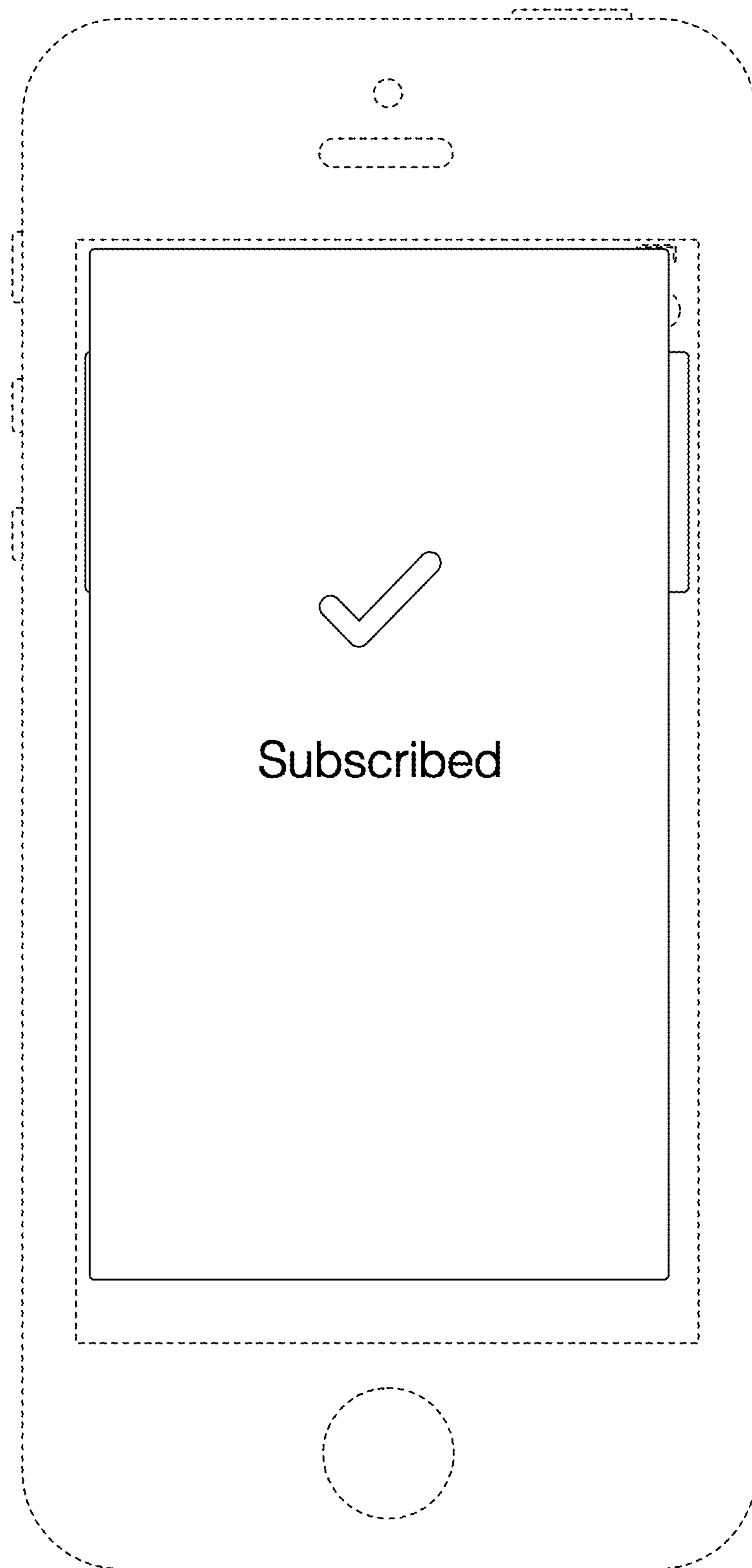


FIG. 7

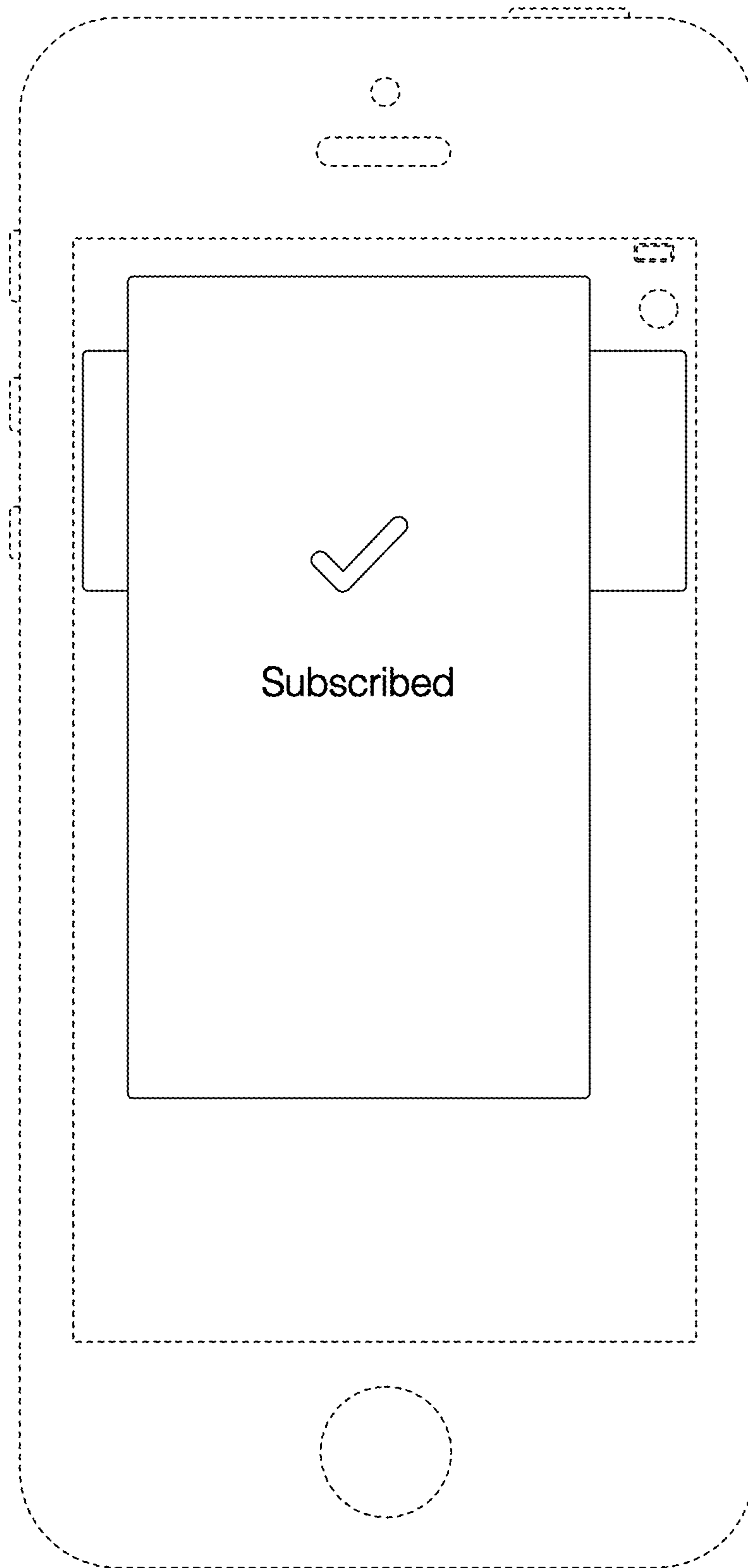


FIG. 8

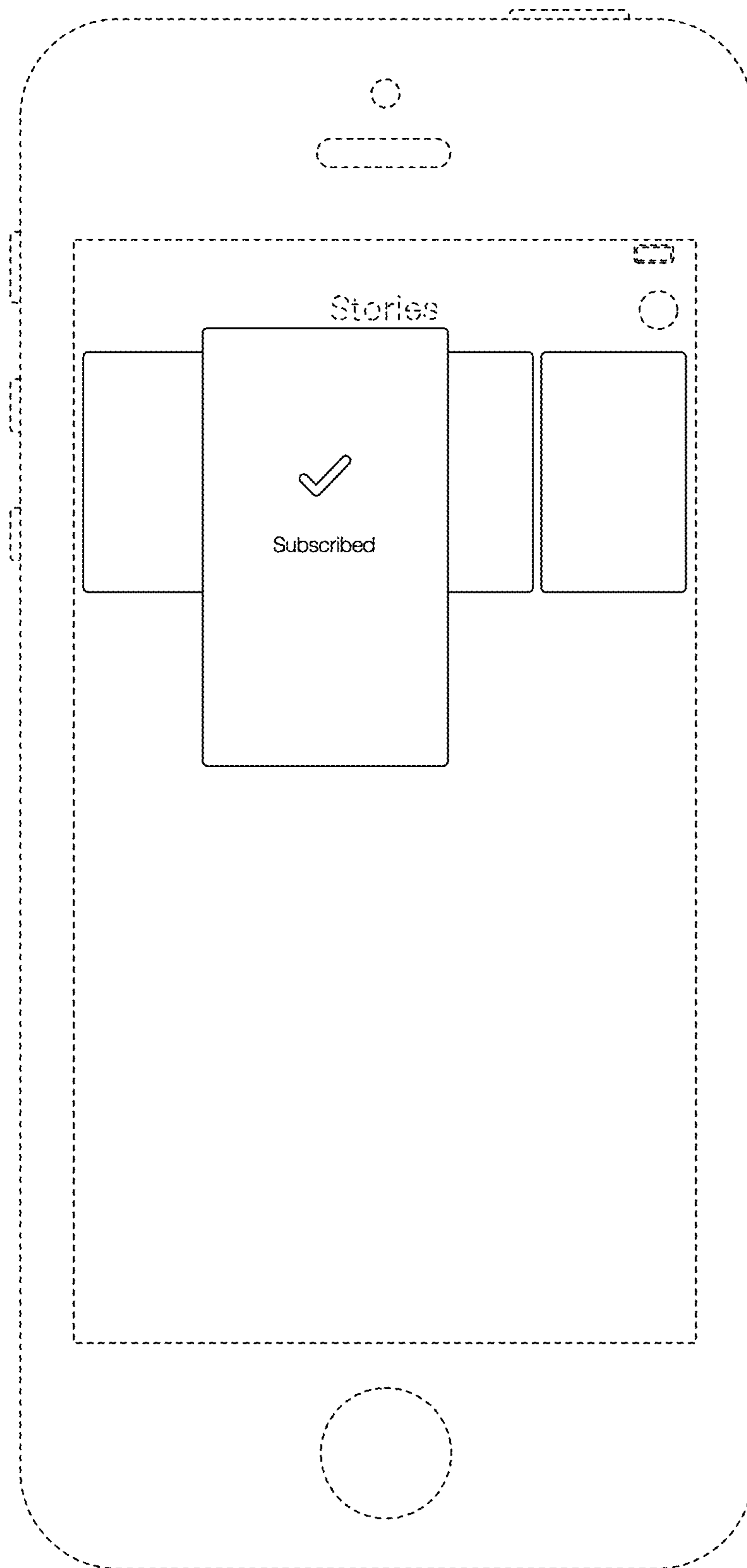


FIG. 9

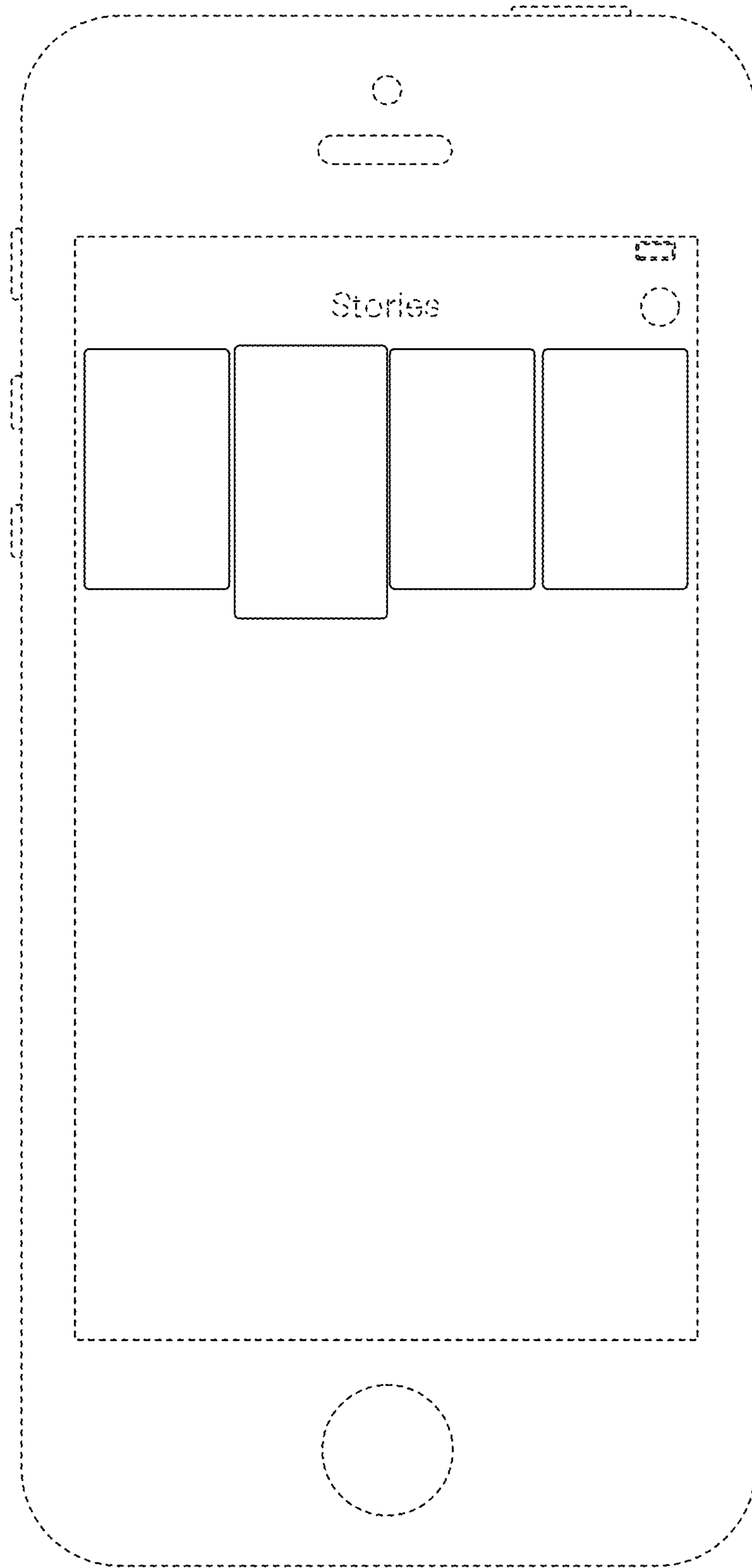


FIG. 10




FIG. 11