



US00D813887S

(12) **United States Design Patent**  
**Iyer**

(10) **Patent No.:** **US D813,887 S**

(45) **Date of Patent:** **\*\* Mar. 27, 2018**

(54) **DISPLAY SCREEN OR PORTION THEREOF WITH GRAPHICAL USER INTERFACE**

(71) Applicant: **Mangala Iyer**, San Jose, CA (US)

(72) Inventor: **Mangala Iyer**, San Jose, CA (US)

(\*\*) Term: **15 Years**

(21) Appl. No.: **29/555,495**

(22) Filed: **Feb. 22, 2016**

(51) **LOC (11) Cl.** ..... **14-04**

(52) **U.S. Cl.**  
USPC ..... **D14/486**

(58) **Field of Classification Search**  
USPC ..... D14/485-495  
CPC .. G06F 3/0481; G06F 3/04817; G06F 3/0482;  
G06F 3/0488; G06F 3/04883; G06F  
3/04815

See application file for complete search history.

(56) **References Cited**

**U.S. PATENT DOCUMENTS**

D494,603 S	8/2004	Kates et al.	
D610,160 S	2/2010	Dudey et al.	
D610,161 S	2/2010	Matas	
D613,300 S	4/2010	Chaudhri	
D617,334 S	6/2010	Chaudhri	
D618,248 S	6/2010	Anzures	
D629,810 S	* 12/2010	Lee	D14/486
D629,811 S	* 12/2010	Lee	D14/486
D639,306 S	6/2011	Woods et al.	
D639,821 S	6/2011	Jones et al.	

D639,823 S	6/2011	Jones et al.	
D652,050 S	1/2012	Chaudhri	
D660,862 S	5/2012	Anzures et al.	
D681,630 S	5/2013	Akana et al.	
D697,079 S	* 1/2014	Yuk	D14/488
D703,682 S	4/2014	Cranfill et al.	
D751,094 S	* 3/2016	Moon	D14/486
D751,095 S	* 3/2016	Moon	D14/486
D754,154 S	* 4/2016	Moon	D14/485
D771,099 S	* 11/2016	Yao	D14/486
D785,667 S	* 5/2017	Yao	D14/486
D786,293 S	* 5/2017	Yao	D14/486
D788,148 S	* 5/2017	Yao	D14/486
D788,149 S	* 5/2017	Yao	D14/486
D788,150 S	* 5/2017	Yao	D14/486
D788,151 S	* 5/2017	Yao	D14/486
2016/0070825 A1	* 3/2016	Yao	G06F 17/5004 703/1

\* cited by examiner

*Primary Examiner* — Cathron C Brooks  
*Assistant Examiner* — Andrew T Nemeth



(57) **CLAIM**

The ornamental design for a display screen or portion thereof with graphical user interface, as shown and described.

**DESCRIPTION**

FIG.1 is a front view of a display screen or portion thereof with graphical user interface showing my new design; and, FIG.2 is a front view of the second embodiment thereof. The broken lines shown, of a display screen or a portion thereof, in FIGS. 1-2 form no part of the claimed design.

**1 Claim, 2 Drawing Sheets**








FIG. 1






FIG. 2