



US00D813878S

(12) **United States Design Patent**  
**Kemper et al.**

(10) **Patent No.:** **US D813,878 S**  
(45) **Date of Patent:** **\*\* Mar. 27, 2018**

(54) **DISPLAY SCREEN PORTION OF AN INCUBATOR WITH A GRAPHICAL USER INTERFACE**

D612,893 S *	3/2010	Moyano .....	D21/366
D675,648 S *	2/2013	Self .....	D14/494
D757,111 S *	5/2016	Duong .....	D14/494
2010/0081114 A1 *	4/2010	Goodrich .....	G09B 7/06 434/128
2012/0015341 A1 *	1/2012	Self .....	G09B 7/00 434/365

(71) Applicant: **General Electric Company**,  
Schenectady, NY (US)

(72) Inventors: **Erik Kemper**, Franklin, WI (US); **Min Ouyang**, Oconomowoc, WI (US)

\* cited by examiner

(73) Assignee: **General Electric Company**,  
Schenectady, NY (US)

*Primary Examiner* — Sheryl Lane

*Assistant Examiner* — Nicole C Shiflet

(74) *Attorney, Agent, or Firm* — McCoy Russell LLP

(\*\*) Term: **15 Years**

(57) **CLAIM**

(21) Appl. No.: **29/538,948**

The ornamental design for a display screen portion of an incubator with a graphical user interface, as shown and described.

(22) Filed: **Sep. 9, 2015**

(51) **LOC (11) Cl.** ..... **14-04**

**DESCRIPTION**

(52) **U.S. Cl.**

USPC ..... **D14/485**

(58) **Field of Classification Search**

USPC ..... D14/485-488, 490, 494, 489, 491-493,  
D14/495; D18/27; D21/366

CPC . G06F 3/0482; G06F 3/04842; G06F 3/04817

See application file for complete search history.

FIG. 1 is a front view of a display screen portion of an incubator with a graphical user interface shown on a monitor showing our new design.

FIG. 2 is a back view thereof.

FIG. 3 is a top view thereof.

FIG. 4 is a bottom view thereof.

FIG. 5 is a right side view thereof; and,

FIG. 6 is a left side view thereof.

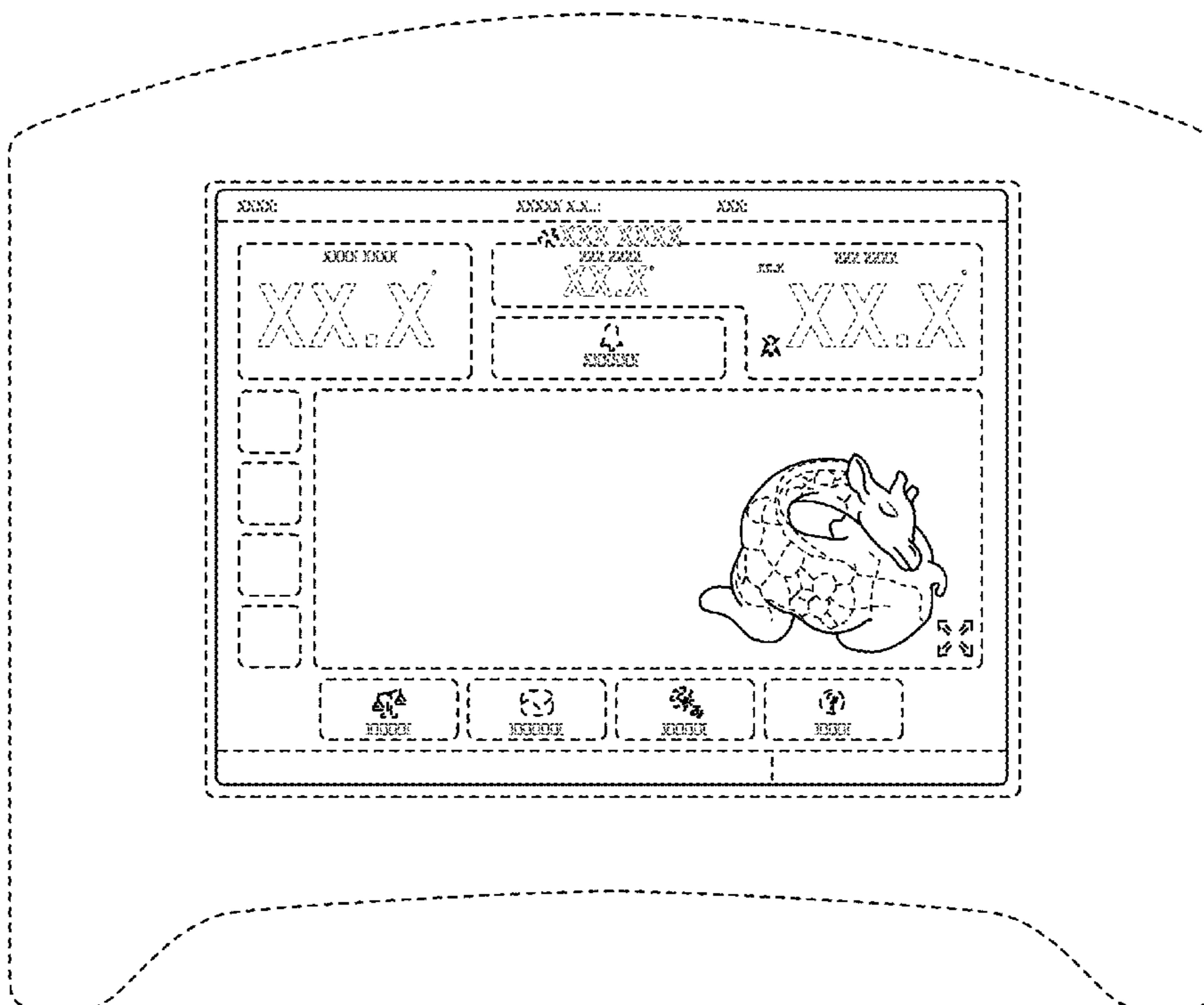
The broken lines showing the display screen, monitor, and portions of the graphical user interface form no part of the claimed design.

(56) **References Cited**

**U.S. PATENT DOCUMENTS**

D292,103 S *	9/1987	Boliek .....	D18/27
D394,278 S *	5/1998	Nowicki .....	D18/27
D525,287 S *	7/2006	Lusher .....	D18/27

**1 Claim, 6 Drawing Sheets**



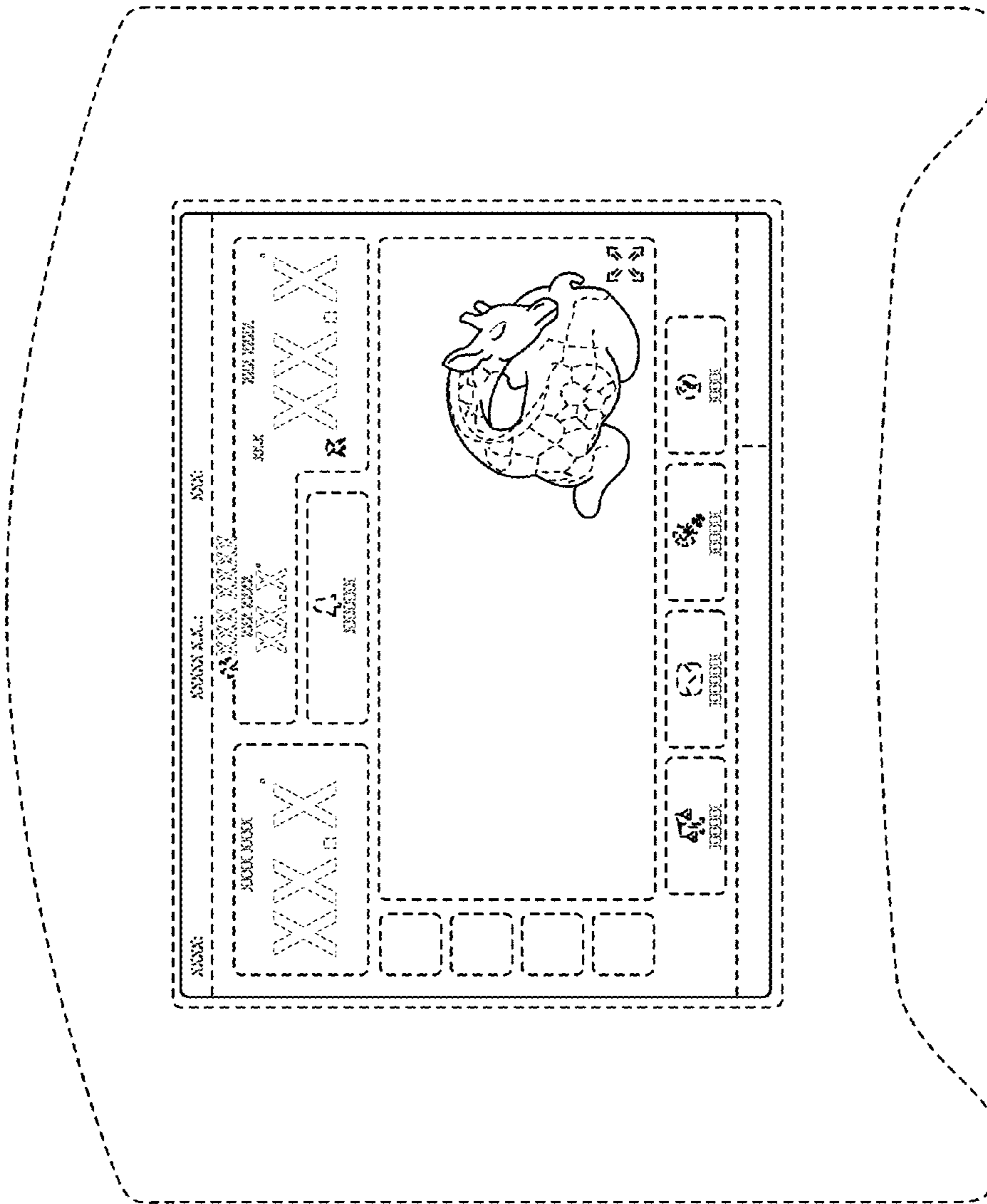


FIG. 1




FIG. 2




FIG. 3

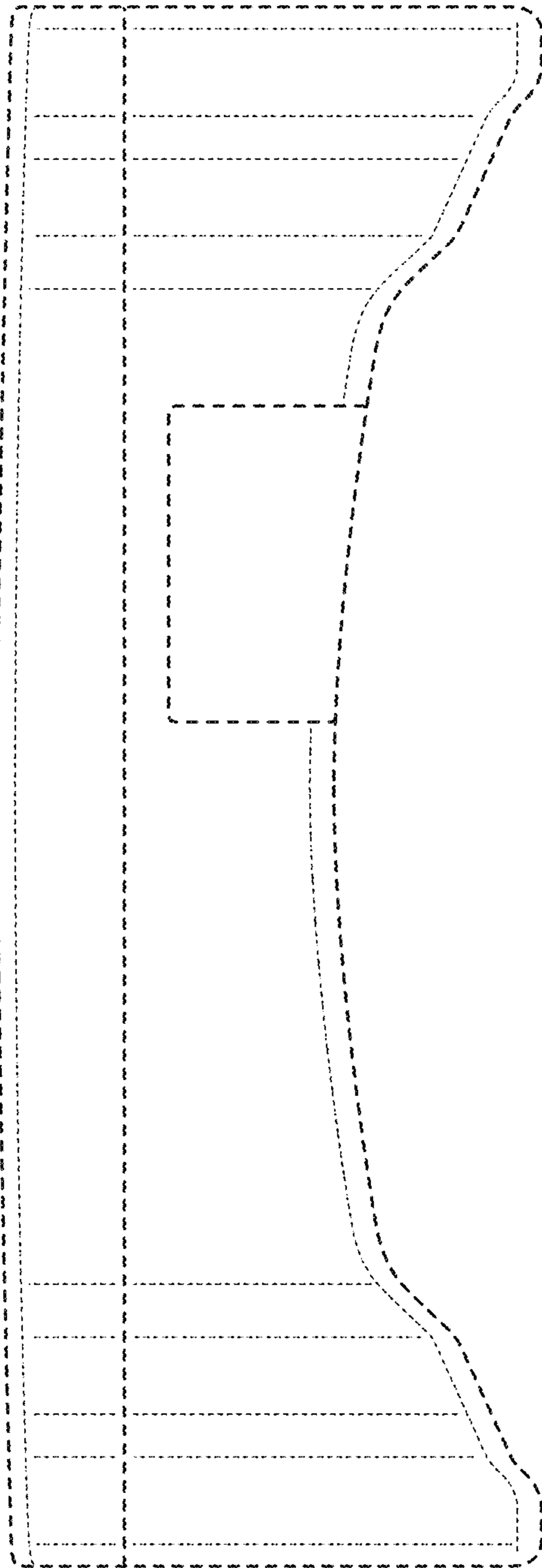


FIG. 4




FIG. 5




FIG. 6