



US00D813872S

(12) **United States Design Patent**
Crisp et al.

(10) **Patent No.:** **US D813,872 S**

(45) **Date of Patent:** **** Mar. 27, 2018**

(54) **INFORMATION HANDLING SYSTEM
CABINET**

(71) Applicant: **Dell Products L.P.**, Round Rock, TX
(US)

(72) Inventors: **Richard A. Crisp**, Austin, TX (US);
Scott C. Lauffer, Austin, TX (US);
Mark Gilson, Austin, TX (US); **Jared
Mockler**, Olathe, KS (US); **Bryan K.
Hunter**, Round Rock, TX (US)

(73) Assignee: **Dell Products L.P.**, Round Rock, TX
(US)

(**) Term: **15 Years**

(21) Appl. No.: **29/545,369**

(22) Filed: **Nov. 12, 2015**

(51) **LOC (11) Cl.** **14-02**

(52) **U.S. Cl.**
USPC **D14/432**

(58) **Field of Classification Search**
USPC D14/300-302, 308-313, 314, 348,
D14/353-355, 432, 439-446, 240;
361/679.02, 679.31, 679.5, 690, 694,
361/679.23, 801, 802; 312/332.1, 334.1;
D13/162; D10/50
CPC B65H 1/00; B65H 1/266; B65H 2402/441;
B65H 2405/311; B65H 2405/313
See application file for complete search history.

(56) **References Cited**

U.S. PATENT DOCUMENTS

D382,880 S * 8/1997 Cienkus D13/177
5,743,606 A * 4/1998 Scholder F16B 12/26
220/786
D396,690 S * 8/1998 Fryers D13/147

D415,747 S * 10/1999 Wu D14/442
D565,573 S * 4/2008 Alo D14/435
D593,565 S * 6/2009 Dearborn D14/313
D631,480 S * 1/2011 Vaughan D14/313
D656,250 S * 3/2012 Forster D25/153
D659,653 S * 5/2012 Lin D13/177
D662,504 S * 6/2012 Lohman D14/432
D699,212 S * 2/2014 Tanaka D14/188
D719,128 S * 12/2014 Teulie D14/188
D720,357 S * 12/2014 Kwon D14/445
D734,754 S * 7/2015 Ficacci D14/432
D743,404 S * 11/2015 Ignomirello D14/432
D768,135 S * 10/2016 Ignomirello D14/432
D768,136 S * 10/2016 Ignomirello D14/432
D773,468 S * 12/2016 Ellis, II D14/432
D795,877 S * 8/2017 Barron D14/432

* cited by examiner

Primary Examiner — Austin Murphy

(74) *Attorney, Agent, or Firm* — Terrile, Cannatti,
Chambers & Holland, LLP; Robert W. Holland

(57) **CLAIM**

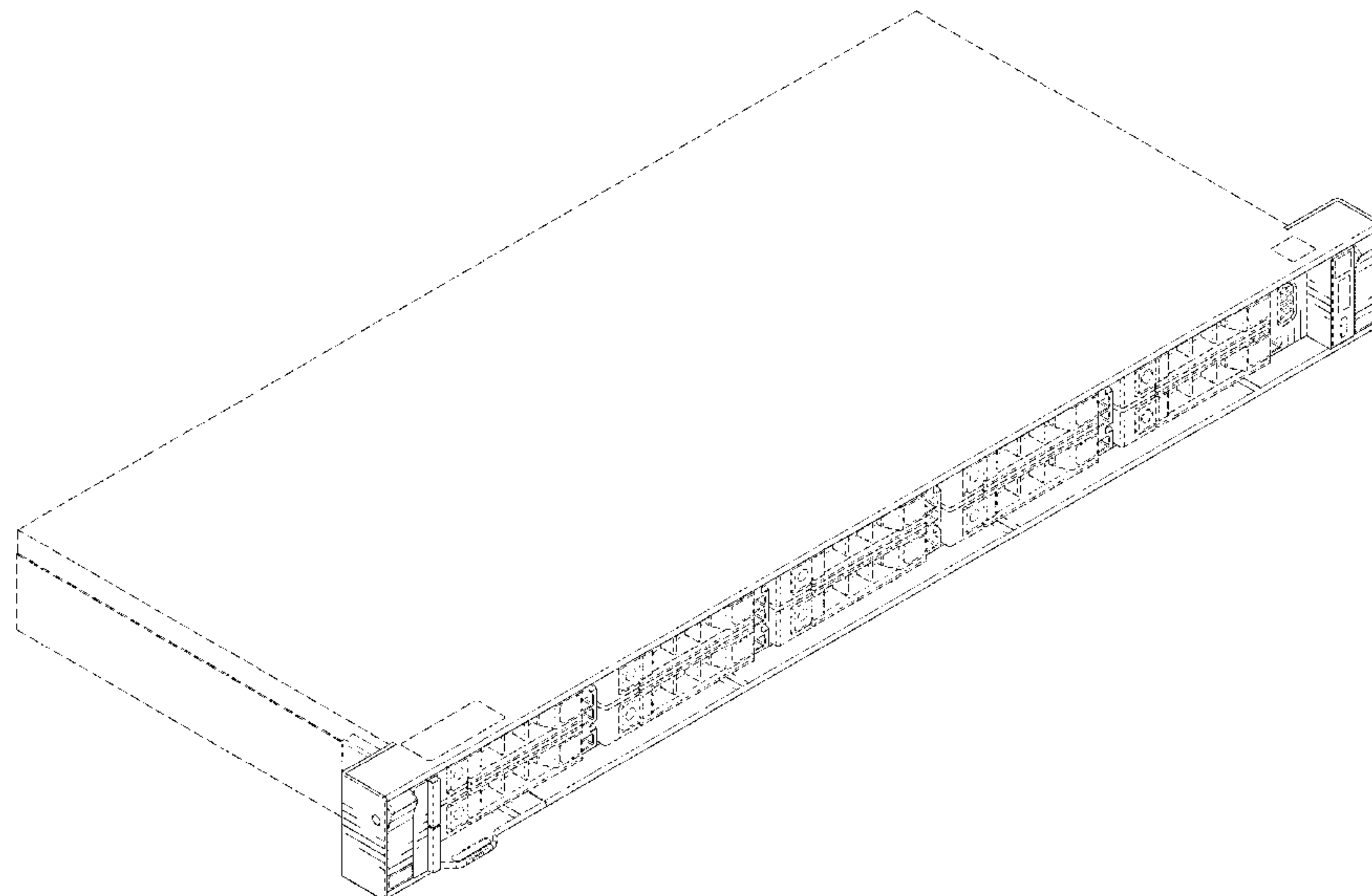
We claim the ornamental design for an information handling system cabinet, as shown and described.

DESCRIPTION

FIG. 1 is a front perspective view of the information handling system cabinet with one example size element comprising the present invention;
FIG. 2 is a front view thereof;
FIG. 3 is a rear view thereof;
FIG. 4 is a left side view thereof;
FIG. 5 is a right side view thereof;
FIG. 6 is a top view thereof; and,
FIG. 7 is a bottom view thereof.

Broken lines shown in the drawings illustrate portions of the information handling system cabinet, and form no part of the claimed design.

1 Claim, 5 Drawing Sheets



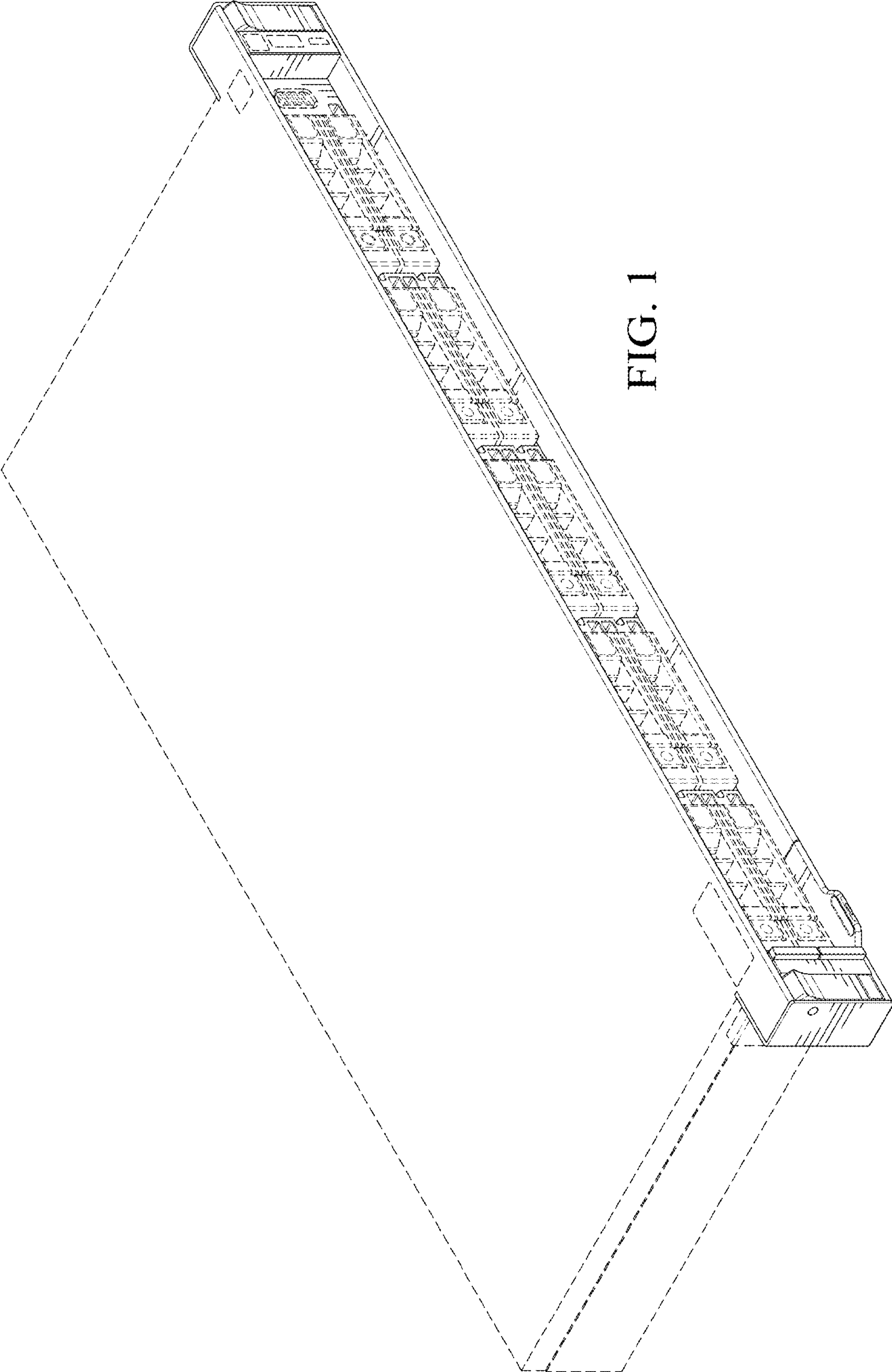


FIG. 1

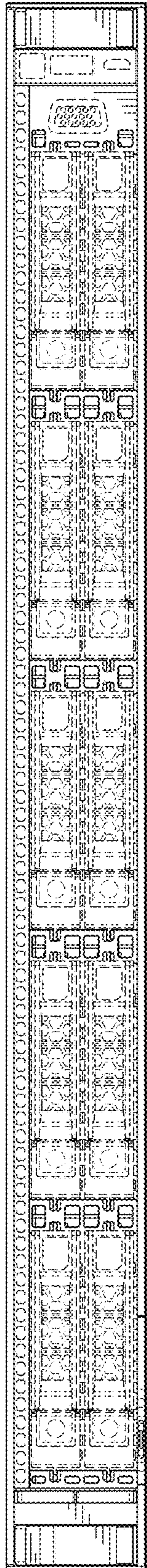


FIG. 2

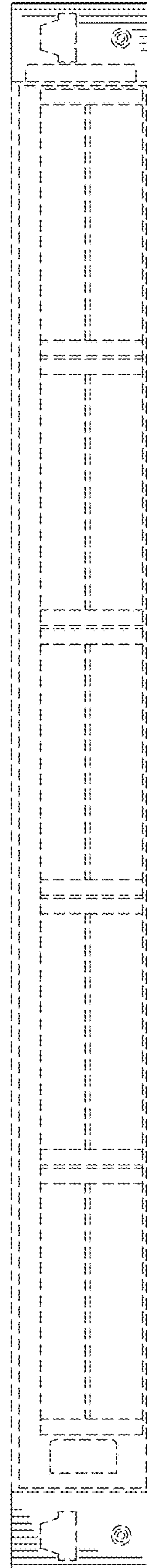


FIG. 3




FIG. 4




FIG. 5




FIG. 6



FIG. 7