



US00D813855S

(12) **United States Design Patent**  
**Chang et al.**

(10) **Patent No.:** **US D813,855 S**  
(45) **Date of Patent:** **\*\* Mar. 27, 2018**

- (54) **COVER FOR ELECTRONIC DEVICE**
- (71) Applicant: **HTC Corporation**, Taoyuan (TW)
- (72) Inventors: **Jen-Yang Chang**, Taoyuan (TW);  
**Chang-Hua Wei**, Taoyuan (TW);  
**Shih-Hsiu Lee**, Taoyuan (TW)
- (73) Assignee: **HTC CORPORATION**, Taoyuan (TW)
- (\*\*) Term: **15 Years**
- (21) Appl. No.: **29/570,924**
- (22) Filed: **Jul. 13, 2016**
- (51) **LOC (11) Cl.** ..... **14-01**
- (52) **U.S. Cl.**  
USPC ..... **D14/250**
- (58) **Field of Classification Search**  
USPC ..... D14/143, 189, 203.2–203.7, 217, 238.1,  
D14/240, 248, 250–253, 440, 447, 496;  
D3/201, 218, 247–251, 269, 273, 301,  
D3/303; D13/103, 107–108, 119  
CPC ..... A45C 1/06; A45C 11/00; A45C 13/02;  
A45C 2011/002; A45F 2005/026; A45F  
2200/0525; A45F 2200/0516; H04B  
1/3888; H04M 1/0283; H04M 1/0202  
See application file for complete search history.

- D754,652 S \* 4/2016 Roberts ..... D14/250
- D756,984 S \* 5/2016 Akana ..... D14/250
- 9,465,520 B2 \* 10/2016 Mestre ..... G06F 3/0484
- D776,645 S \* 1/2017 Del Moral ..... D14/250
- D781,831 S \* 3/2017 Huang ..... D14/250
- D785,613 S \* 5/2017 Lin ..... D14/250
- 2011/0290520 A1 \* 12/2011 Nishimura ..... H01R 13/5208  
174/50.5
- 2012/0325720 A1 \* 12/2012 Tages ..... H04B 1/3888  
206/522

\* cited by examiner

*Primary Examiner* — Karen Kearney  
*Assistant Examiner* — Aula Soroush

(74) *Attorney, Agent, or Firm* — Birch, Stewart, Kolasch  
& Birch, LLP

(57) **CLAIM**

The ornamental design for cover for electronic device, as shown and described.

**DESCRIPTION**

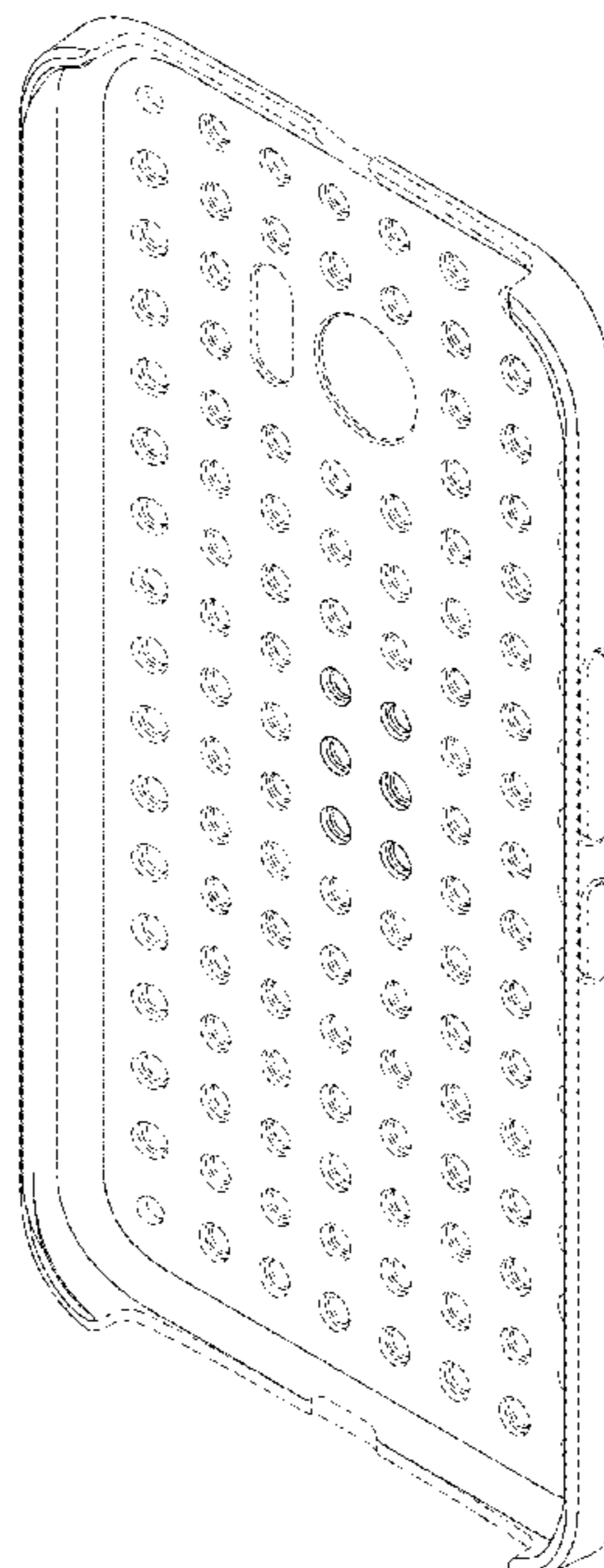
FIG. 1 is a front perspective view of a cover for electronic device showing our new design;  
FIG. 2 is front elevation view thereof;  
FIG. 3 is rear elevation view thereof;  
FIG. 4 is a left side elevation view thereof;  
FIG. 5 is a right side elevation view thereof;  
FIG. 6 is top plan view thereof; and,  
FIG. 7 is bottom plan view thereof.  
The broken lines in the drawings depict portions of the cover for electronic device that form no part of the claimed design.

**1 Claim, 6 Drawing Sheets**

(56) **References Cited**

U.S. PATENT DOCUMENTS

- D656,929 S \* 4/2012 Hsiung ..... D14/250
- D674,798 S \* 1/2013 Kim ..... D14/440
- D682,817 S \* 5/2013 Murchison ..... D14/250
- D684,150 S \* 6/2013 Goradesky ..... D14/250
- D690,708 S \* 10/2013 Smith ..... D14/447
- D753,641 S \* 4/2016 Roberts ..... D14/250



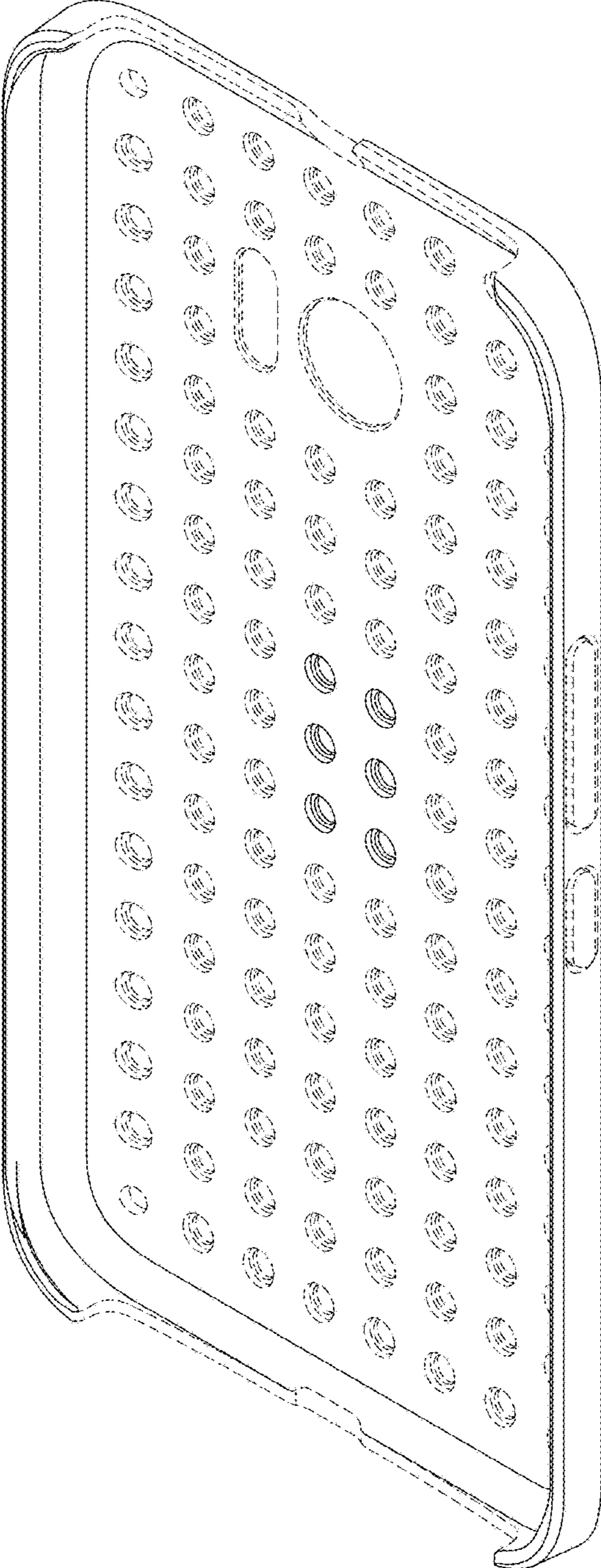


FIG. 1




FIG. 2




FIG. 3




FIG. 4




FIG. 5

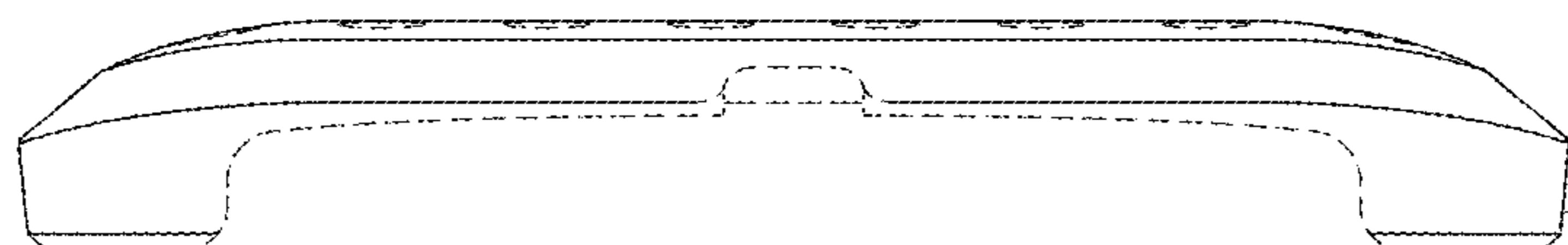


FIG. 6




FIG. 7