



US00D813849S

(12) **United States Design Patent**
Andréen

(10) **Patent No.:** **US D813,849 S**
(45) **Date of Patent:** **** Mar. 27, 2018**

- (54) **HEADPHONE**
- (71) Applicant: **Urbanista AB**, Stockholm (SE)
- (72) Inventor: **Anders Andréen**, Lidlingö (SE)
- (73) Assignee: **URBANISTA AB**, Stockholm (SE)
- (**) Term: **15 Years**
- (21) Appl. No.: **29/570,967**
- (22) Filed: **Jul. 13, 2016**
- (30) **Foreign Application Priority Data**
Jan. 13, 2016 (EM) 002944181-0001
- (51) **LOC (11) Cl.** **14-01**
- (52) **U.S. Cl.**
USPC **D14/223**
- (58) **Field of Classification Search**
USPC D14/223, 206, 188, 192; D24/174, 106;
181/129, 130, 135; 379/430, 431;
381/380, 381, 322, 323, 312, 375, 330,
381/370, 374, 379, 324; 455/90.2, 575.1,
455/569.1
CPC H04R 1/10; H04R 1/1066; H04R 1/1016;
H04R 25/00; H04R 1/105; H04R 5/033;
H04R 5/0335
See application file for complete search history.

- (56) **References Cited**
U.S. PATENT DOCUMENTS
1,406,510 A * 2/1922 Weber H04R 1/1016
381/328
4,588,867 A * 5/1986 Konomi H04R 1/46
379/430
4,720,857 A * 1/1988 Burris H04M 1/05
379/430
D340,932 S * 11/1993 Yan D14/249

- 5,757,934 A * 5/1998 Yokoi H04M 1/6058
379/430
- 6,574,345 B1 * 6/2003 Huang H04R 1/1016
379/430
- 6,690,807 B1 * 2/2004 Meyer G02C 5/143
2/12
- D529,901 S * 10/2006 Ohta D14/223
- D554,627 S * 11/2007 Gondo D14/223
- D555,152 S * 11/2007 Wang D14/223
- D557,689 S * 12/2007 Huang D14/223
- D558,735 S * 1/2008 Carr D14/206
- D562,809 S * 2/2008 Yang D14/223
- D564,495 S * 3/2008 Sasaki D14/205
- D566,687 S * 4/2008 Duarte D14/205
- D572,703 S * 7/2008 Ledbetter D14/205
- D573,978 S * 7/2008 Ledbetter D14/205
- D587,685 S * 3/2009 Densho D14/206
- D589,493 S * 3/2009 Densho D14/206
- D590,375 S * 4/2009 Komiyama D14/223
- D596,616 S * 7/2009 Andre D14/205

(Continued)

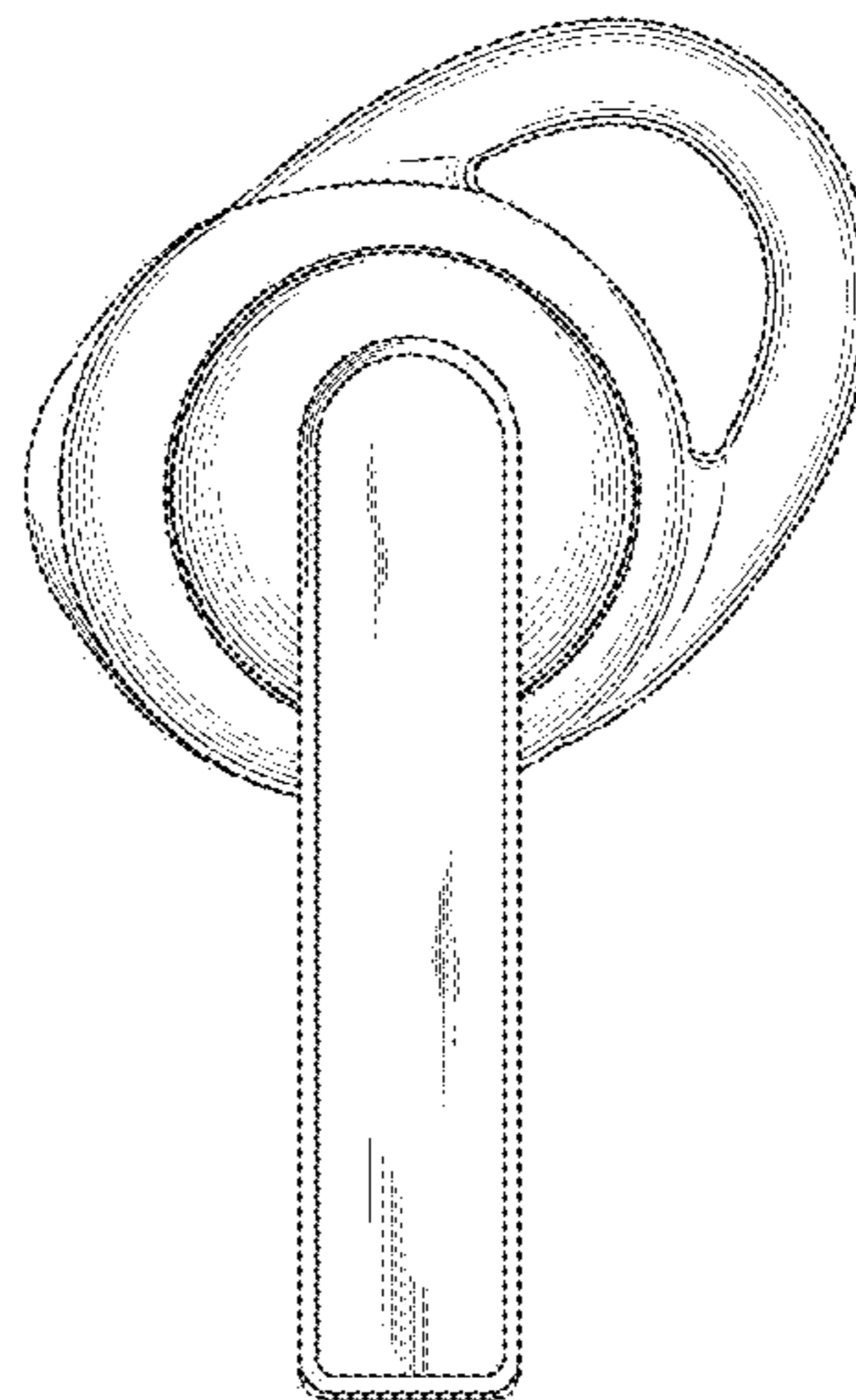
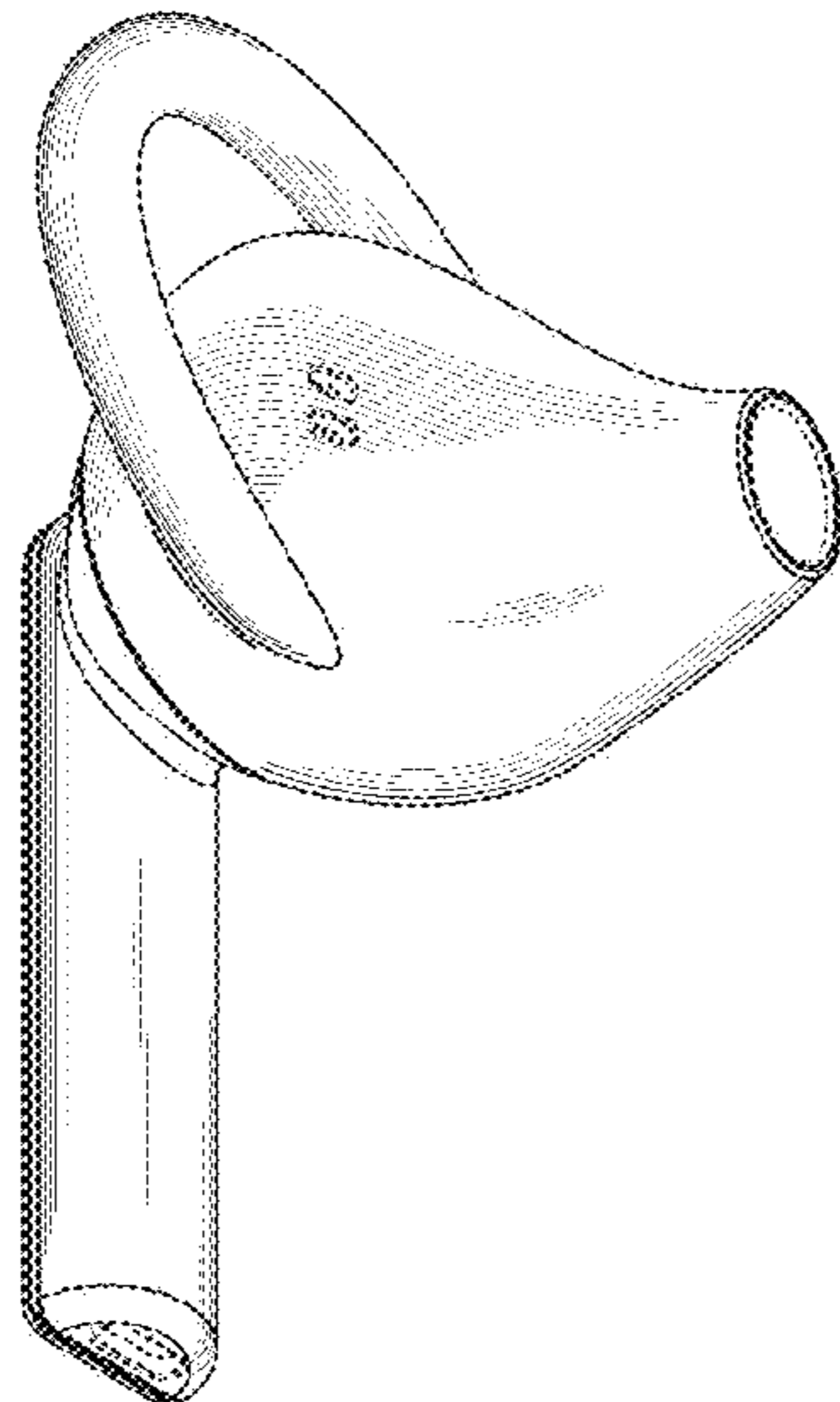
Primary Examiner — Paula Allen Greene
(74) *Attorney, Agent, or Firm* — Buchanan Ingersoll & Rooney PC

(57) **CLAIM**
The ornamental design for a headphone, as shown and described.

DESCRIPTION

FIG. 1 is a perspective view of a headphone showing my new design.
FIG. 2 is a rear elevational view thereof.
FIG. 3 is a front elevational view thereof.
FIG. 4 is a left side elevational view thereof.
FIG. 5 is a right side elevational view thereof.
FIG. 6 is a top plan view thereof; and,
FIG. 7 is a further perspective view thereof.
The broken line portions of the drawing figures are shown for environmental purposes only and form no part of the claimed design.

1 Claim, 7 Drawing Sheets



(56)

References Cited

U.S. PATENT DOCUMENTS

D599,330	S	*	9/2009	Andre	D14/223
D599,778	S	*	9/2009	Ando	D14/205
D626,536	S	*	11/2010	Birger	D14/223
D631,034	S	*	1/2011	Yeo	D14/205
D652,823	S	*	1/2012	Chen	D14/223
D662,493	S	*	6/2012	Chen	D14/223
D676,427	S	*	2/2013	Yang	D14/223
D689,471	S	*	9/2013	Hardi	D14/223
D694,220	S	*	11/2013	Lee	D14/223
D718,284	S	*	11/2014	Shibusawa	D14/223
D733,101	S	*	6/2015	Pi	D14/223
D733,103	S	*	6/2015	Jeong	D14/224
D762,196	S	*	7/2016	Hsieh	D14/223
D762,623	S	*	8/2016	Gondo	D14/223
D784,962	S	*	4/2017	Yang	D14/223
D788,079	S	*	5/2017	Son	D14/223
2011/0176699	A1	*	7/2011	Lin	H04R 1/1016 381/374
2011/0176700	A1	*	7/2011	Hashimoto	H04R 1/1016 381/380

* cited by examiner

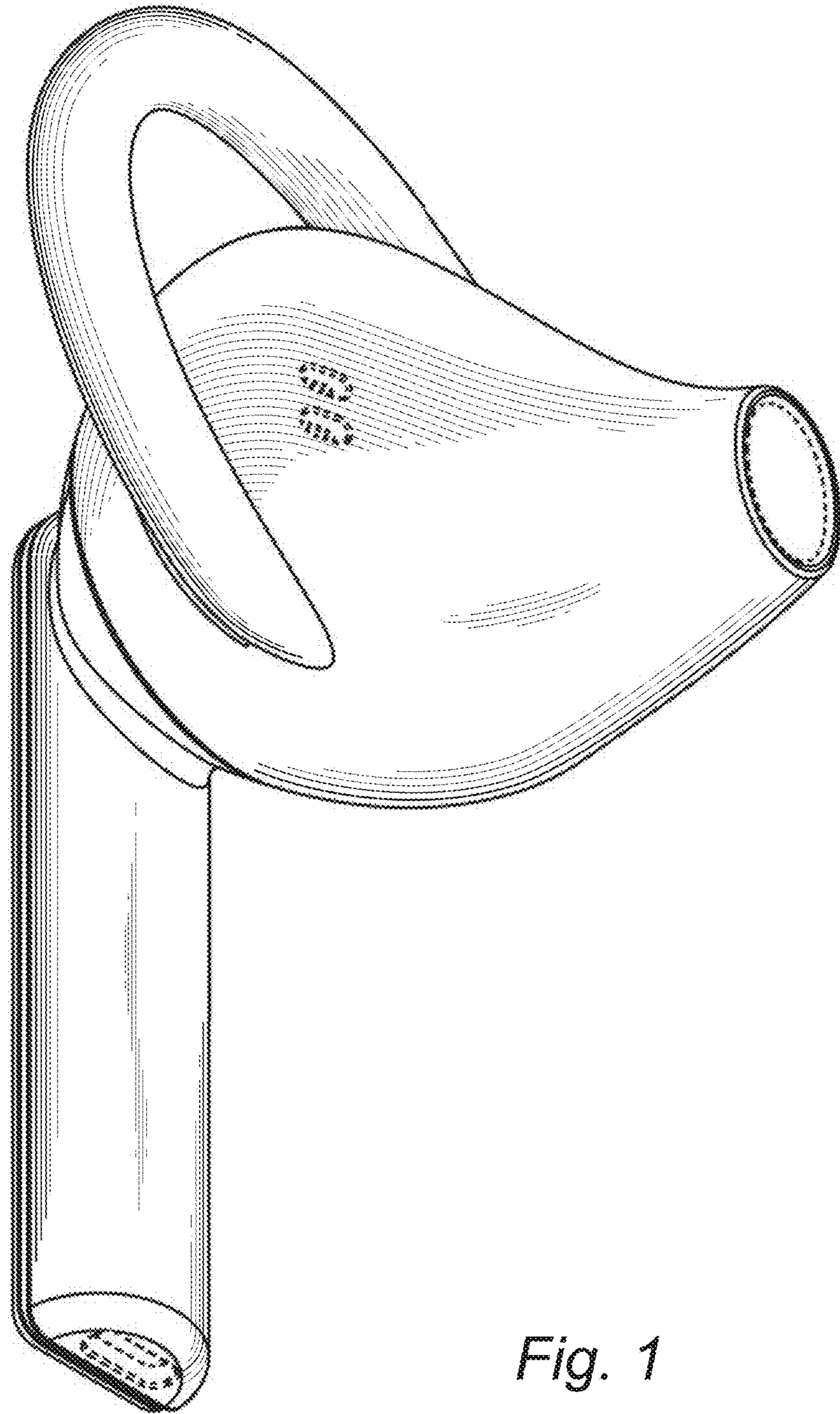


Fig. 1

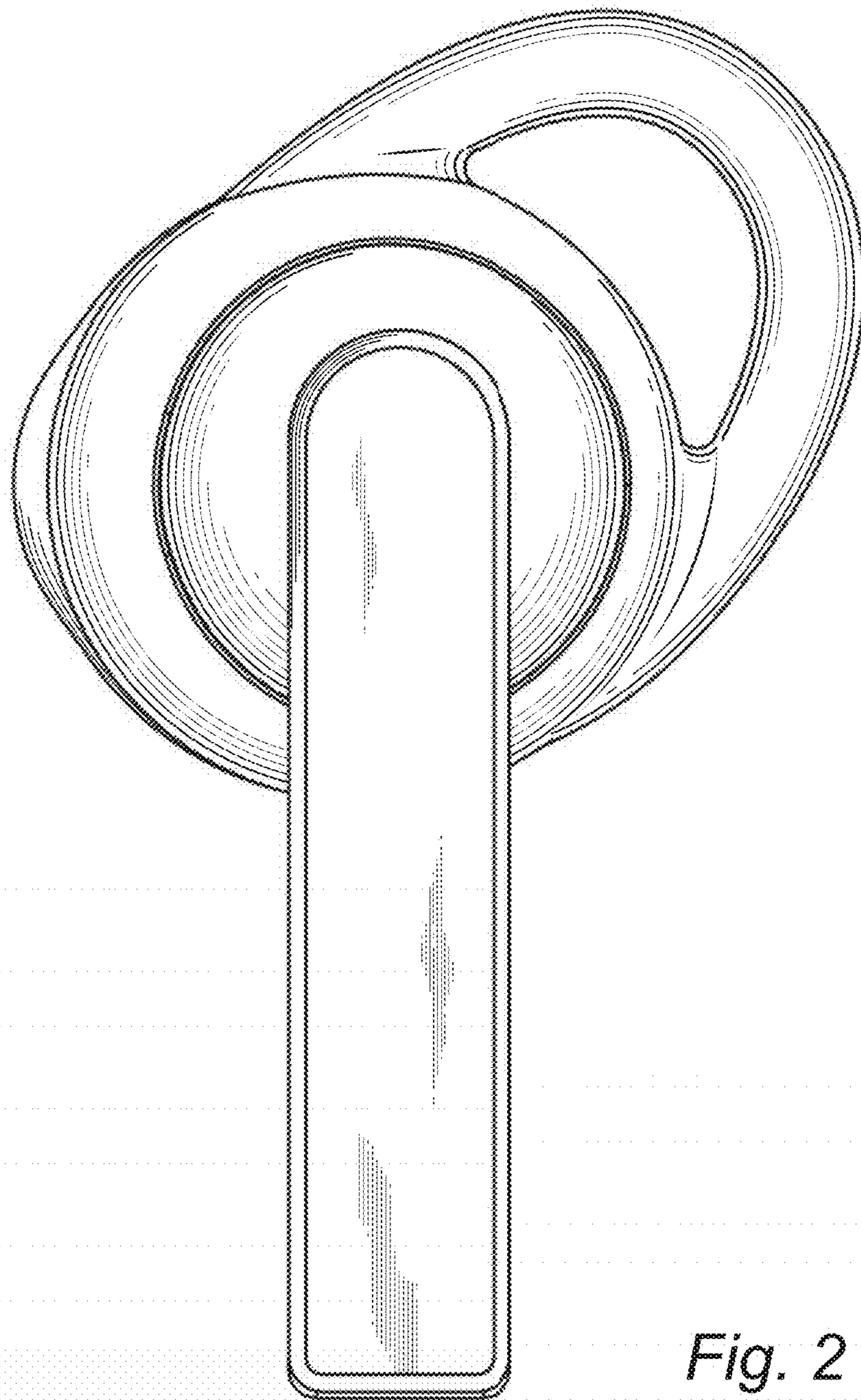


Fig. 2

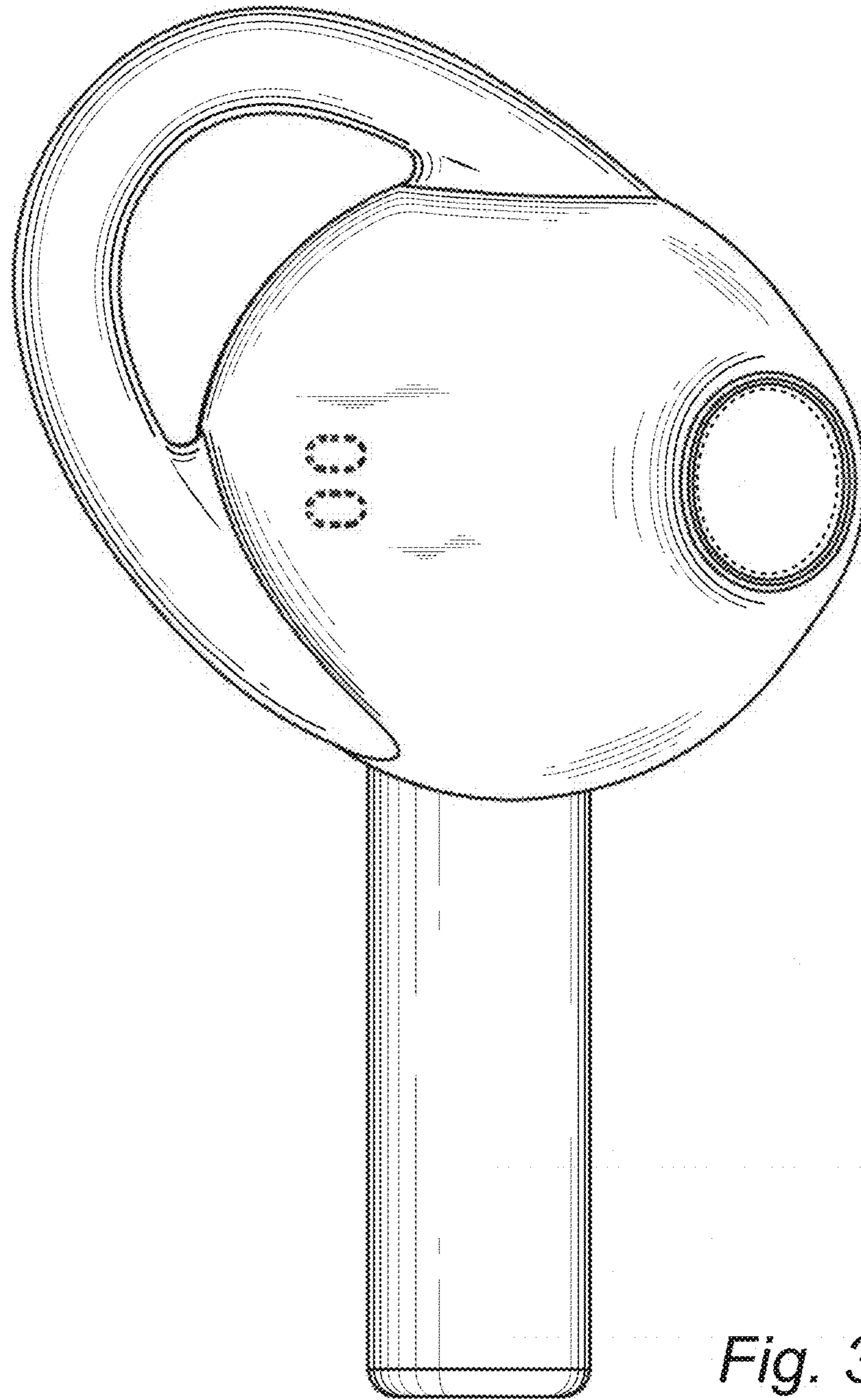


Fig. 3

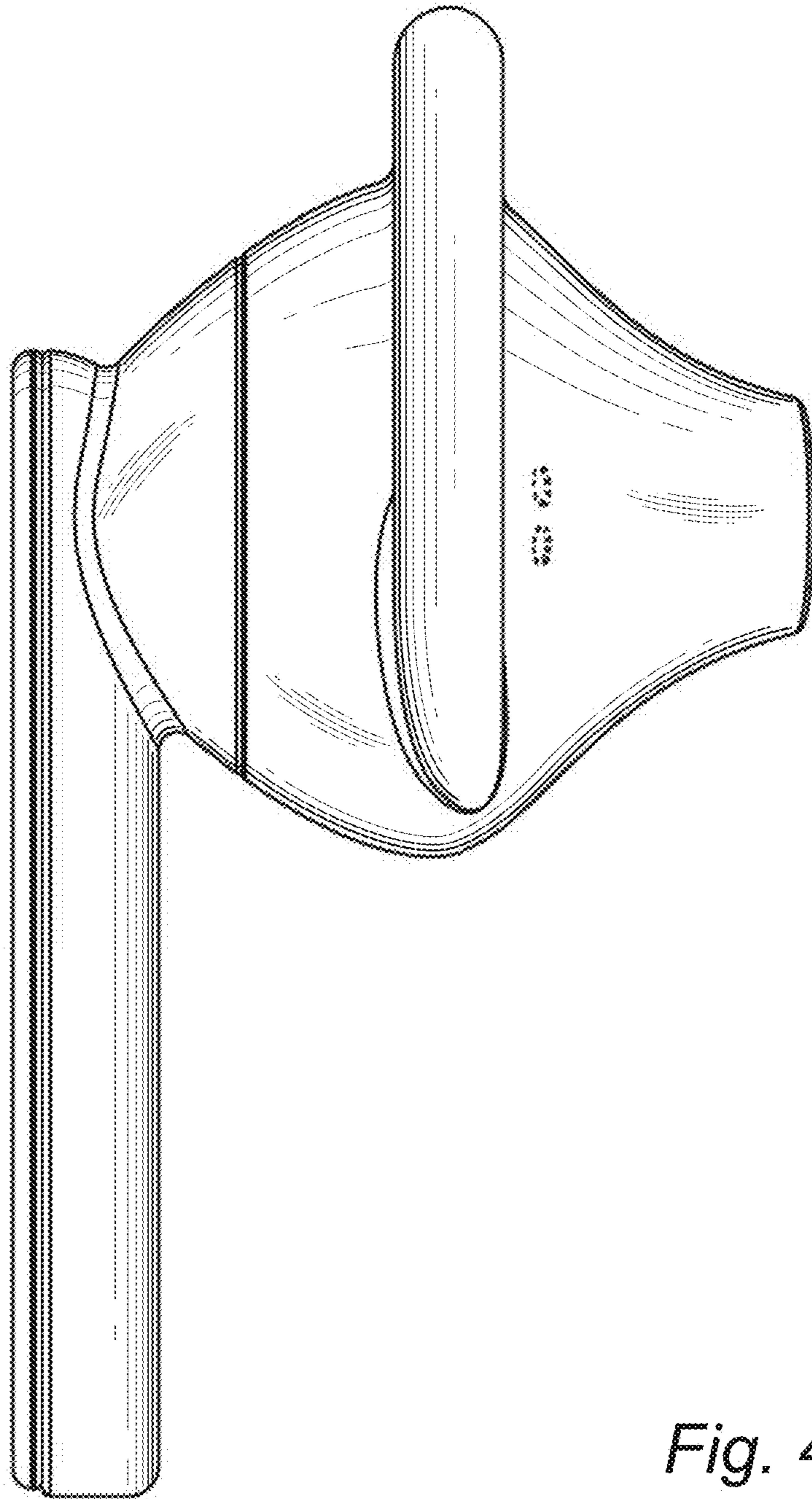


Fig. 4

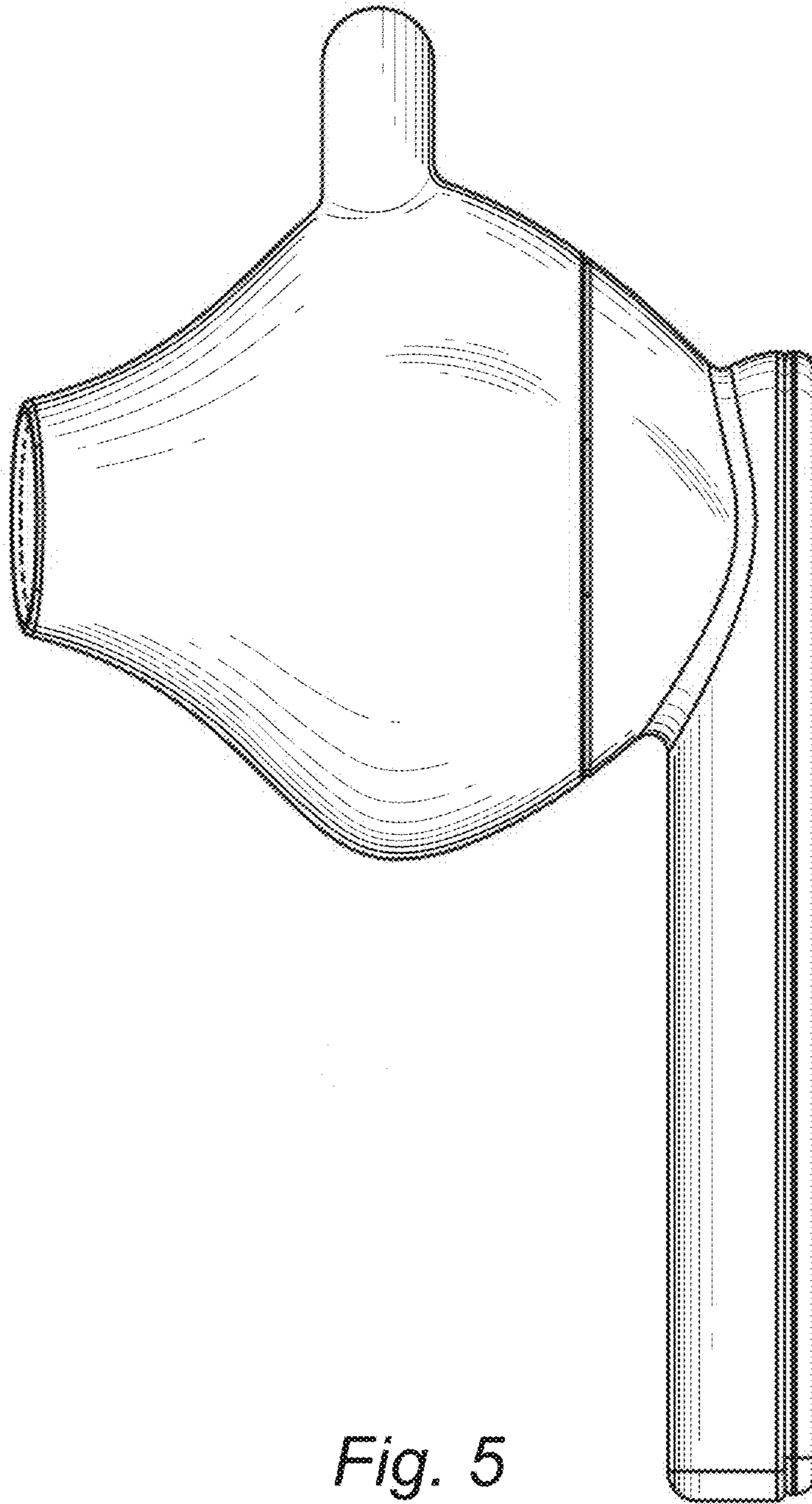


Fig. 5

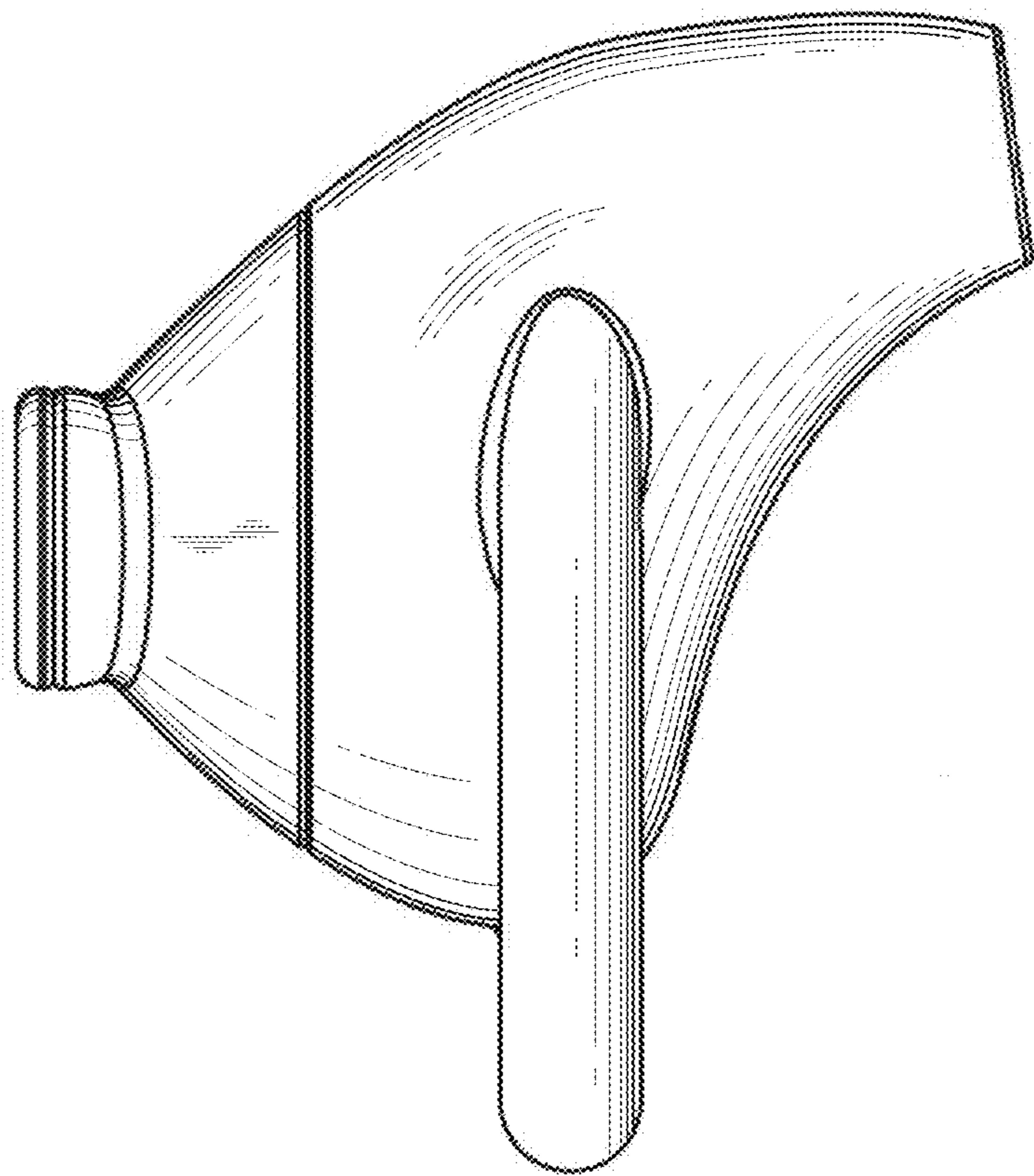


Fig. 6

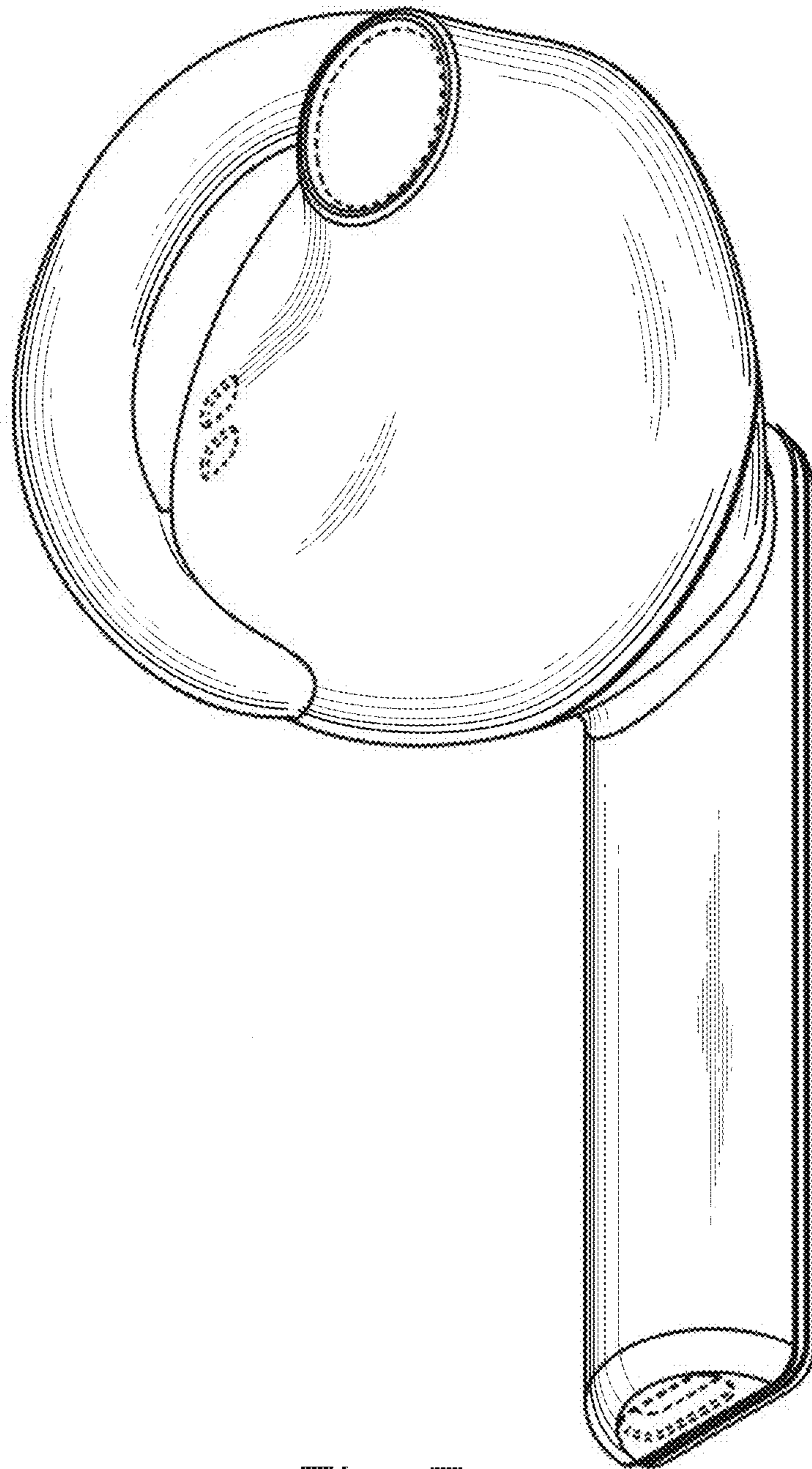


Fig. 7