



US00D813812S

(12) **United States Design Patent**
Lin et al.

(10) **Patent No.:** **US D813,812 S**
(45) **Date of Patent:** **** Mar. 27, 2018**

- (54) **CARBON FIBER COMPOSITE CASING WITH AN ELECTROMAGNETIC-WAVE PENETRABLE AREA**
- (71) Applicant: **CATCHER TECHNOLOGY CO., LTD.**, Tainan (TW)
- (72) Inventors: **Chihhsing Lin**, Tainan (TW); **Chun Wei Lee**, Tainan (TW); **Shih-Bin Chiu**, Tainan (TW); **Hsu Yuan Lee**, Tainan (TW); **Shih-Wei Lee**, Tainan (TW)
- (73) Assignee: **CATCHER TECHNOLOGY CO., LTD.**, Tainan (TW)
- (**) Term: **15 Years**
- (21) Appl. No.: **29/545,332**
- (22) Filed: **Nov. 12, 2015**
- (51) **LOC (11) Cl.** **13-02**
- (52) **U.S. Cl.**
USPC **D13/118**
- (58) **Field of Classification Search**
USPC D13/103, 110, 118, 121, 179, 184, 199;
D5/44, 53; D25/149, 150; D14/440
CPC B82Y 30/00; B82Y 40/00; C08K 3/04;
C08K 7/24; C08J 5/042; C08J 5/06; C08J 5/24; Y10T 442/20; Y10T 428/2933;
Y10T 428/2964; C01B 32/158
See application file for complete search history.

- (56) **References Cited**
U.S. PATENT DOCUMENTS
D225,129 S * 11/1972 Hoffmann D5/53
5,418,063 A * 5/1995 Booth C04B 35/83
427/113
5,455,107 A * 10/1995 Homma D03D 15/00
428/408


- 7,407,901 B2 * 8/2008 Bystricky B82Y 30/00
428/293.1
D687,886 S * 8/2013 Ahrabian D19/9
2009/0047502 A1 * 2/2009 Folaron B32B 5/26
428/327
2009/0192241 A1 * 7/2009 Raravikar B82Y 10/00
523/200
2011/0024694 A1 * 2/2011 Shah C08J 5/042
252/502
2011/0241244 A1 * 10/2011 Liu B82Y 30/00
264/165
2012/0070667 A1 * 3/2012 Malet B82Y 30/00
428/408

* cited by examiner
Primary Examiner — Derrick Holland
(74) *Attorney, Agent, or Firm* — Li & Cai Intellectual Property (USA) Office

(57) **CLAIM**
The ornamental design for a “carbon fiber composite casing with an electromagnetic-wave penetrable area,” as shown and described.

DESCRIPTION
FIG. 1 is a perspective view of a carbon fiber composite casing with an electromagnetic-wave penetrable area showing our new design;
FIG. 2 is a top view thereof;
FIG. 3 is a front view thereof, the rear view being a mirror image;
FIG. 4 is a left side view thereof, the right side view being a mirror image; and
FIG. 5 is a perspective view thereof, shown in environmental use.
The broken lines shown represent unclaimed subject matter and form no part of the claimed design.

1 Claim, 4 Drawing Sheets






FIG.1

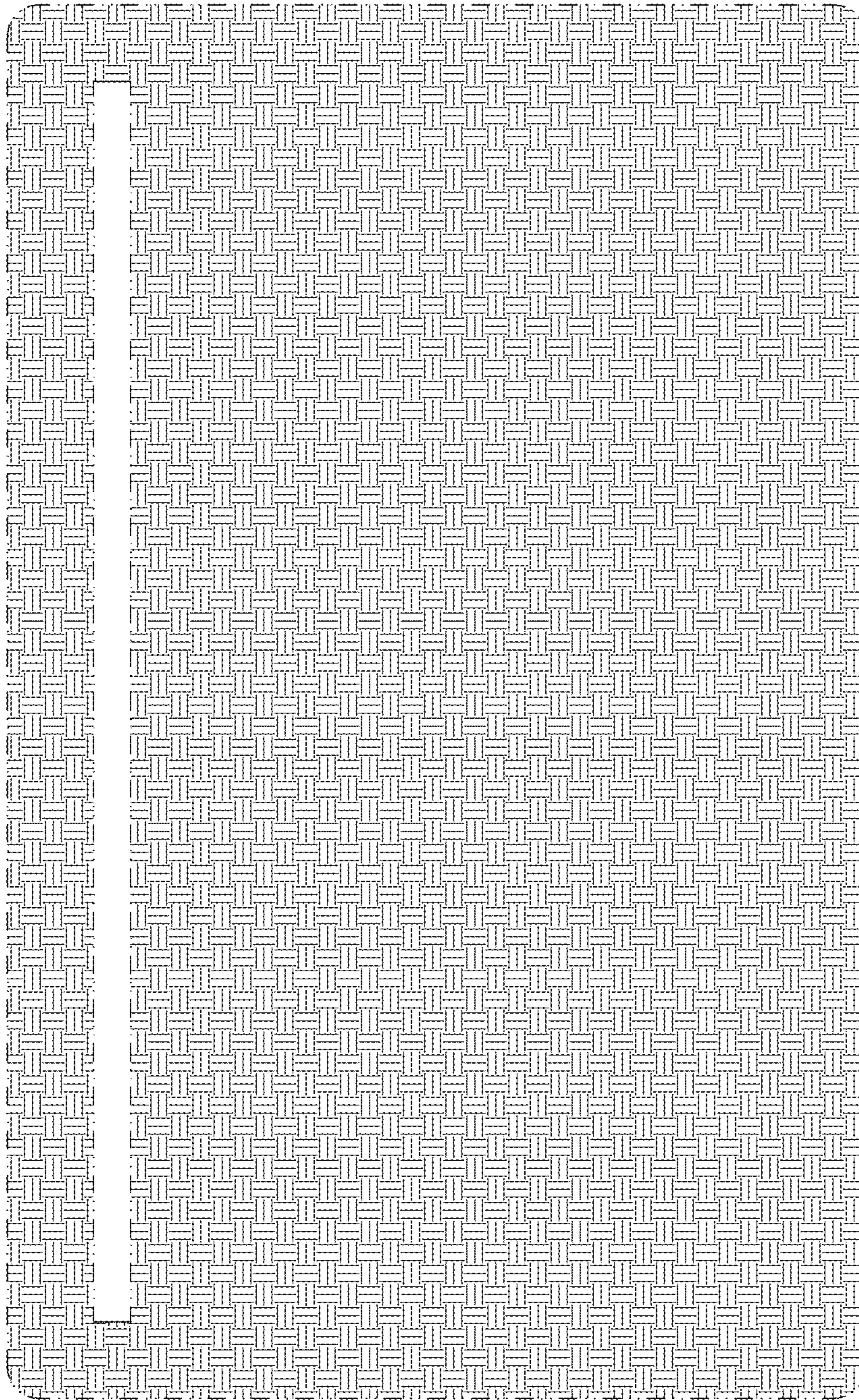


FIG. 2

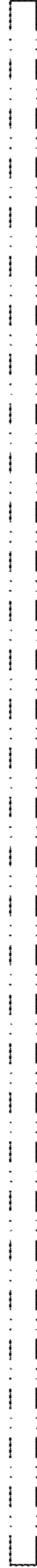


FIG.3

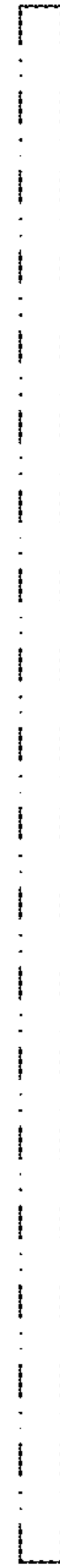


FIG.4

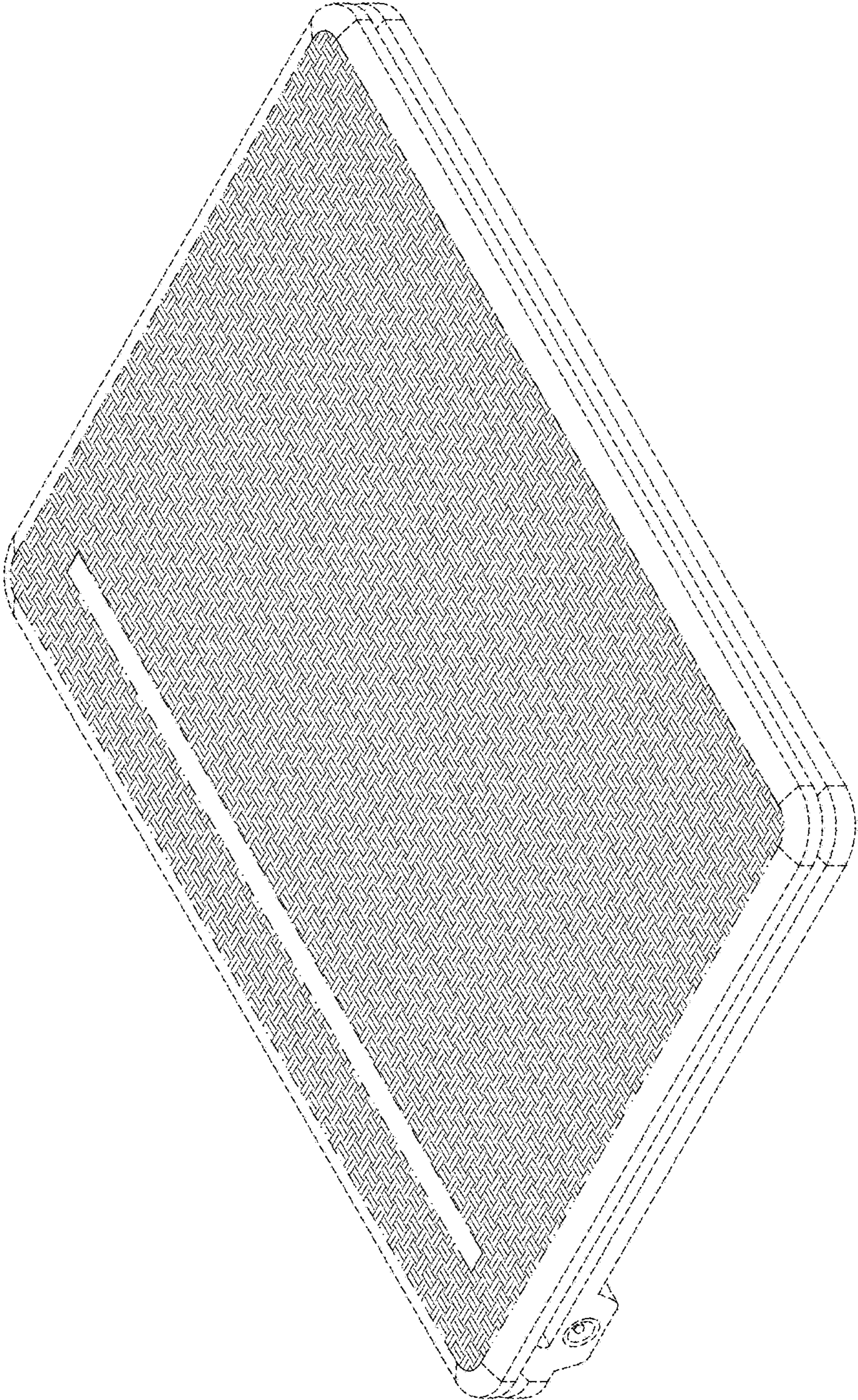


FIG.5